

**CRAIGHEAD COUNTY QUORUM COURT AGENDA**  
**MONDAY, APRIL 13, 2026**  
**5:30 P.M.**

---

CRAIGHEAD COUNTY COURTHOUSE ANNEX ADDITION, 511 UNION, QUORUM COURT

---

**INVOCATION**

**ASSEMBLY AND PLEDGE OF ALLEGIANCE**

**ATTENDANCE ROLL CALL**

**APPROVAL OF PREVIOUS MEETING'S MINUTES** – March 16th, 2026

**OLD BUSINESS**

- A. Approval of JESAP Committee Recommendation – County Judge's Office – Tabled
- B. Ordinance to Amend Salary Administration Policy for Cost of Living – 2<sup>nd</sup> Reading

**NEW BUSINESS**

**ANNOUNCEMENTS**

**PUBLIC COMMENT**

**ADJOURNMENT TO COMMITTEES**

**Transportation Committee**

- A. March Road Report
- B. H. Tapper Plat – CR 428

**Public Service Committee**

- A. Resolution to Re-Appoint Kevin Bailey to the Metropolitan Area Planning Commission Board of Directors
- B. Resolution to Re-Appoint David Cline to the Valley View Fire Protection District Board of Directors
- C. 141 Prime @ Sterling Springs – Private Club Permit Application

**Finance Committee**

- A. Annual Clean-Up Ordinance
- B. Appropriation Ordinance to Add Funds to Fund 3498 for Jail Roof Replacement
- C. Appropriation Ordinance to Add Funds to the Salary of Head Probate Clerk
- D. Appropriation Ordinance to Re-Appropriate Funds in Fund 3522, Veteran Treatment Court Grant
- E. Collector's Report
- F. Treasurer's Report

**ADJOURNMENT**

## QUORUM COURT MINUTES March 16, 2026

Judge Day called the meeting to order at 5:30 pm.

Invocation was led by Pastor Frank Mull of First Baptist church of Forrest City.

Pledge of Allegiance was led by Valley View Elementary Archery Team.

Roll was called and all were present.

Judge Day presented a Proclamation to the Valley View Elementary School Archery Team congratulating them on their win as First Runner up at the State Archery Competition.

Next order of business was the approval of the minutes of March 9, 2026, meeting. Justice Pasmore made the motion to approve, and Justice Cook seconded the motion. Judge Day took a vote, and it passed unanimously.

Transportation Committee minutes were read by Justice Cline.

Public Service Committee minutes were read by Justice Rogers. Justice Longmire pointed out that in all of the Resolutions for Appointments and Re-Appointments, there aren't any names listed in the minutes. Justice Rogers agreed that the names should be included in the future.

Finance Committee minutes were read by Justice Longmire. Justice Cook said the motion in the minutes to make Justice Forrest Chairman for the Finance Committee should be for the year of 2027 not 2026. Judge Day stated that they will get it fixed for public record.

### NO OLD BUSINESS

### NEW BUSINESS

Judge Day asked that the Quorum Court to table the first item on the agenda since it needs to be in the form of an Ordinance or Resolution instead of just a letter. Justice Rogers made a motion to table the agenda item and Justice Tennison seconded the motion.

The first reading of an **Ordinance to Amend Salary Administration Policy for Cost of Living** was read. A motion to put it on the table was made by Justice Williams and seconded by Justice Pasmore. Justice Forrest pointed out that in the Ordinance it says, "for employees that have been employed for 90 days", and then in Section 2 of the Ordinance it says, "for employees employed for a minimum of one year". Judge Day says the current

policy says that you must be employed for one year before becoming eligible for the cost-of-living adjustment. He said that the issue brought forward by Sheriff Boyd would now be taken care of with this Ordinance by allowing the Elected Official/Supervisor to give their employees the cost-of-living adjustment after the 90-day probationary period. Justice Allison asked if there should be something added in the Ordinance stating that there wouldn't be a duplicate cost-of-living adjustment to prevent double dipping. Judge Day then said it can be run by the County attorney again and ask her if there is a way to add that in. Justice Myers asked if once this is passed, would the cost-of-living adjustment become an automatic thing. Judge Day replied, this will not be automatic and would be up to the Elected Official/Supervisor to give but couldn't go over the appropriated amount.

**A Resolution to Re-Appoint Jeremy Watson to the Board for the Northeast Arkansas Industrial Development Commission** was read. A motion to approve was made by Justice Cook and seconded by Justice Allison. With no comments or questions, the Resolution passed unanimously.

**A Resolution to Appoint Landon Wilson as a Board Member to the Craighead County Public Library Board** was read. A motion to approve was made by Justice Tennison and seconded by Justice Noel. Justice Barnes asked for details as to why Mr. Watkins was not being re-appointed for a second term to the Library Board. Judge Day replied that he has nothing against Michael Watkins and that when the appointment came up, Landon expressed interest to Judge Day. Judge Day then said that with the recent challenges at the library such as the air conditioning, he felt that with Landon's background in real estate and property management he would bring something good to the board. Justice Barnes asked if the challenges were reflective of Mr. Watkins. Judge Day said again that he has nothing bad to say about Mr. Watkins. Justice Barnes said he thinks Mr. Watkins is a good board member, has good experience serving 4 years as a Westside School board member, state championship horse showing for 6 years with 5 of those years being the chairman and that he is just a good board member.

Lesli Shimasaki of 804 Jackson Jonesboro AR approached, asking if Landon is a certified HVAC guy. Judge Day replied that he isn't sure. Lesli asked if Landon would be a better fit just because he knows property management. Judge Day said that part of being on the board is they have to manage the property and he saw Landon as a good fit for that role. Lesli asked if Mr. Wilson working for Halsey Real Estate would be a conflict since public land is involved and now a real estate guy is on the board. Judge Day said he is not aware of any conflict.

Karen Slicer of 5709 Slimbridge approached, saying that when trying to solve problems in the community thoughts and ideas are needed from all sides, not just one. She said that as a voter she expects all of the Quorum Court to be non-partisan, and that they all work for the voters and not a political party. She then said she would expect that Justice Banes be given a position that would serve his area he was voted in by his constituents. As for Mr. Watkins she stated that she doesn't personally know him but has only ever heard good things about him. She said that the voters want a Quorum Court that is not afraid to fervently give each member of the Quorum Court the support that they need. She asked what the Quorum Court is afraid will happen if they give true consideration to all who serve no matter where they lean on the political spectrum.

Matt Redmon of 4109 Stephanie Lane approached reading an e-mail that was sent to him about Michael Watkins and his term on the Craighead County Library Board speaking of the many accomplishments in his time on the board. He said that when he attended the committee meeting where the appointment passed through to the full Quorum Court and while he appreciated Justice Allison bringing up some questions he had previously stated in comments, he did not care for the way Judge Day answered those questions in the meeting. He stated that he didn't care for the response from Judge Day of "it's to my discretion" in regards as to why Mr. Watkins wasn't being re-appointed and instead Landon was taking his place on the Library Board.

Justice Cook asked why the public present is wanting Mr. Watkins re-appointed instead of Landon. He said he doesn't want to see the library go back to the way it was 6 years ago. He then said that he doesn't personally know Mr. Watkins but that he feels Landon is a good fit if Judge Day recommends him. Justice Cook asks Mr. Redmon what he is so against with Mr. Landon Wilson being appointed to the Library Board in place of Mr. Watkins.

Matt Redmon replied, saying that he was asked to read the e-mail to the Quorum Court and he doesn't personally have an opinion on who should be appointed to the Library Board. He said that his opinion is that the process deserves to happen, it shouldn't just occur because one person says it should. He says it should be a confirmation process. He then said that after looking at the Halsey website, Mr. Landon Wilson is listed as a realtor, not Property Manager.

Daniel Shimasaki of 804 Jackson approached asking what part of what happened 6 years ago that Justice Cook is afraid of. There was further discussion between Justice Cook and Mr. Shimasaki. Mr. Shimasaki asked why we can't just call Mr. Watkins and ask if he wants the position again. Judge Day replied that the US Constitution says that the County Judge can make the appointment.

Justice Longmire said that everyone likes term limits, and he feels like we need new blood and that he supports the Judge's decision.

Vanessa Adams, Director of the Library, approached, stating that Mr. Watkins only served a partial term due to taking over a term of someone who had resigned. She further states that Mr. Watkins can serve two more terms according to the by-laws. She wants the Quorum Court to know that this wasn't someone who had served for years and years with a need to be replaced, but someone who is just getting started and doing a very good job. She then asked the Quorum Court to reconsider their decision and give Mr. Watkins another chance.

Elizabeth Redmon of 4109 Stephanie Lane Jonesboro approached, asking for clarification with the re-appointment of Jeremy Watson to the Northeast Arkansas Industrial Development Commission. She asked if Mr. Watson asked to have this position. Judge Day replied no, Mark Young at the Chamber of Commerce called on behalf of Mr. Watson. Mrs. Redmon asked Judge Day if the people present speaking on behalf of Michael Watkins weighs in to him. Judge Day replied no that Vanessa Adams had e-mailed and called him expressing her wish to keep Mr. Watkins on the Board but after consideration and thinking through it he decided to appoint Landon Wilson.

Judge Day asked all in favor of moving on, all Justices except one said aye. Justice Barnes said nay.

**A Resolution to Appoint Joy Lingo to the Egypt Fire Protection Board** was read. A motion to approve was made by Justice Rogers and seconded by Justice Cook. All present were in favor and the resolution passed unanimously.

**A Resolution to Appoint Jacob Bright to the Bono Fire Protection Board** was read. A motion to approve was made by Justice Cline and seconded by Justice Longmire. All present were in favor and the resolution passed unanimously.

**A Resolution to Re-Appoint Kurt Beeson to the Southridge Fire Protection Board** was read. A motion to approve was made by Justice Allison and seconded by Justice Couch. All present were in favor and the Resolution passed unanimously.

## **ANNOUNCEMENTS**

Craighead County Clerk Mary Dawn Marshall announced that Early Vote for the Primary Run-Off Election will be Tuesday through Monday from 8am-5pm at the Election Annex and Election Day will be on Tuesday March 31<sup>st</sup> from 7:30am-7:30pm available at any open Craighead County polling location. She also stated that one of our long-term poll workers

for Elections, Patty Minga, passed away recently in an accident in Hot Springs and asked to keep her family in our thoughts and prayers.

Judge Day announced that recently we opened the Courthouse Safe Room for the first time this year and a total of 211 people utilized the facility when the threat of bad weather approached our area.

Justice Barnes expressed congratulations to our Sheriff elect Jason Allen and to fellow Justice Longmire on their wins in the Primary Election this year.

Justice Forrest expressed congratulations to the Arkansas State Redwolves baseball team on their recent break into the top 25 teams in the country which is the first time in AState history that has happened.

### **PUBLIC COMMENT**

Robin Martin of 5005 Lamb Lane approached talking about the two sub awards amounting to 4.4 million dollars from ARPA funds that have been previously discussed in Public Comment. She said that while new water mains and new educational facilities are nice projects for the future of Craighead County, she feels they are wants and not needs for the county. She stated that the funds could've been better used to build a new detention center for the county or for the displaced District Court.

Judge Day replied that the ARPA funds had certain areas that it could be used. The building Quorum Court is being held in was built with ARPA funds. Out of the 21.4 million dollars that Craighead County was awarded, only 10 million of that could be set aside for general government operations. It was decided to use that 10 million dollars for a new Circuit Court facility in Craighead County. After that the remaining amount must be in specifically defined categories such as all new heating and air in the courthouses, like Craighead County did. After those projects there was still a remaining amount that had to be allocated by the end of that year. He felt educating our children to have better jobs and new jobs being provided at the new industrial park were worthwhile projects to allocate the remaining funds to. The Quorum Court voted on it and that is why it was done that way.

Robin Martin stated that while those are both good projects she wants to make sure we are addressing county needs and not just wants.

Motion to adjourn was made by Justice Cline and seconded by Justice Williams. All Justices present were in favor.

Meeting adjourned at 6:20 pm.

RESOLUTION NO. \_\_\_\_\_

**A RESOLUTION TO RECLASSIFY AND RESTRUCTURE THE SECRETARY COORDINATOR I  
POSITION IN THE COUNTY JUDGE'S OFFICE**

**WHEREAS** Craighead County's Job Evaluation and Salary Administration Policy, which was approved by the Craighead County Quorum Court on June 28, 2021, to provide guidance in establishing new job titles, revising job descriptions, and restructuring job duties when appropriate, states the procedures for reclassifying includes approval from the JESAP Committee, the Public Service Committee, and the Quorum Court.

**WHEREAS** The County Judge's office has requested to reclassify and restructure the Secretary Coordinator I position to that of Administrative Coordinator I, for the purpose of retention, cross training and increased value to the County.

**WHEREAS** New hires in this position will follow proper procedure set forth by the current Salary Administration Policy.

**BE IT HEREBY RESOLVED BY THE QUORUM COURT OF CRAIGHEAD COUNTY,  
ARKANSAS;** The JESAP Committee, Public Service Committee, and the Quorum Court agree with the restructure and reclassification recommendation.

DATED: APRIL \_\_\_\_\_, 2026

APPROVED: \_\_\_\_\_

MARVIN DAY, COUNTY JUDGE

ATTEST: \_\_\_\_\_

MARY DAWN MARSHALL, COUNTY CLERK

ORDINANCE NO. 2026- \_\_\_\_\_

**AN ORDINANCE TO AMEND ORDINANCE 2021-21 AND ORDINANCE 2022-009, 2023-01, and 2025-18 UPDATING THE CRAIGHEAD COUNTY SALARY ADMINISTRATION POLICY FOR COST OF LIVING, AND FOR OTHER PURPOSES**

**WHEREAS**, Quorum Court implemented the Salary Administration Policy with Ordinance 2021-21 and

**WHEREAS**; the JESEP committee regularly meets and review the needs of employees and salary adjustments, and

**WHEREAS**; the Quorum Court desires to reward Craighead County employees with good benefits and retain employees, and

**WHEREAS**; the Quorum Court concurs in the importance of changing the current Salary Administration Policy and for providing discretionary needs for the elected officials and ability to provide and give cost of living adjustments for employees who have been employed for 90 (ninety) days, and

**WHEREAS**, the Quorum Court desires to allow other department heads and elected officials flexibility to meet the needs of retention.

**NOW THEREFORE** be it Ordained by the Quorum Court of Craighead County, State of Arkansas as follows:

**SECTION 1.** Ordinance 2021-21 adopting the Craighead County Salary Administration Policy shall add the following language:

II. Salary Adjustments

- A. Types of increases shall include "Cost of Living Increase".

**SECTION 2.** Ordinance 2021-21 adopting the Craighead County Salary Administration shall add the following paragraph:

- K. Cost of Living Increase.

Employees who have been employed for a minimum of one year shall be eligible for a Cost-of-Living increase. The supervisor of the employee may provide the Cost-of-Living Increase prior to the one-year anniversary if the employee has satisfactorily performed in accordance with the discretion of the supervisor and

has been employed for no less than 90 days. The rate may be reflective of the consumer price index, but that rate is not conclusive in the determination.

**SECTION 3.** Severability. If any provision of this ordinance is held invalid, such invalidity shall not affect the remaining provisions of the ordinance which remains effective absent the invalid provision, and to this end, the provisions of this ordinance are declared to be severable.

PASSED AND APPROVED on this \_\_\_\_ day of \_\_\_\_\_, 2026.

APPROVED:

\_\_\_\_\_

Marvin Day, County Judge

ATTEST:

\_\_\_\_\_

Mary Dawn Marshall, County Clerk

"This publication was paid for by the Craighead County Clerk, cost of publication \_\_\_\_\_"

### March Road Report

| Work Order | Work Order # | Entered By      | Street Name   | Work Type          | Main Status   |
|------------|--------------|-----------------|---------------|--------------------|---------------|
| 3/2/2026   | 15329456     | Brian Crews     | CR-472        | Haul Chat          | Complete      |
| 3/2/2026   | 15329457     | Nancy Robbins   | CR 948 Hwy    | Bridge work        | Complete      |
| 3/2/2026   | 15329455     | Nancy Robbins   | CR-759        | Investigation      | Complete      |
| 3/3/2026   | 15329460     | James McMasters | CR-612        | Clean Tile         | Complete      |
| 3/3/2026   | 15329458     | John James      | CR-197        | Haul Chat          | Complete      |
| 3/3/2026   | 15329459     | James McMasters | CR 802        | Washout            | Complete      |
| 3/4/2026   | 15329462     | James McMasters | CR 687        | Haul Chat          | Complete      |
| 3/4/2026   | 15329461     | Brian Crews     | CR-390        | Haul Millings      | Complete      |
| 3/5/2026   | 15329467     | James McMasters | CR 821        | Ditching           | Complete      |
| 3/5/2026   | 15329466     | James McMasters | CR 804        | Ditching           | Complete      |
| 3/5/2026   | 15329465     | Brian Crews     | CR-348        | Haul Chat          | Complete      |
| 3/5/2026   | 15329464     | John James      | Moore Rd      | Haul Chat          | Complete      |
| 3/5/2026   | 15329463     | John James      | Moore Rd      | Haul Rip Rap       | Pending       |
| 3/9/2026   | 15329469     | Nancy Robbins   | CR-409        | Clean Tile         | Complete      |
| 3/9/2026   | 15329468     | James McMasters | Moore Rd      | Haul Chat          | Complete      |
| 3/9/2026   | 15329470     | James McMasters | CR 682        | Haul Off Material  | Complete      |
| 3/10/2026  | 15329472     | Brian Crews     | CR-173        | Haul Chat          | Complete      |
| 3/10/2026  | 15329473     | James McMasters | CR 862        | Haul Off Material  | Complete      |
| 3/10/2026  | 15329471     | Brian Crews     | CR-173        | Install Tile       | Complete      |
| 3/11/2026  | 15329474     | Brian Crews     | CR-409        | Clean Tile         | Complete      |
| 3/12/2026  | 15329475     | Brian Crews     | CR-201        | Beaver Dam Removal | Complete      |
| 3/12/2026  | 15329476     | James McMasters | CR 672        | Clean Tile         | Complete      |
| 3/16/2026  | 15329477     | Nancy Robbins   | CR 940/CR 960 | Install Tile       | Complete      |
| 3/17/2026  | 15329485     | Toni Oden       | CR 851        | Grading Road       | Complete      |
| 3/17/2026  | 15329481     | Nancy Robbins   | CR-671        | Grading Road       | Complete      |
| 3/17/2026  | 15329484     | Brian Crews     | CR-706        | Haul Chat          | Complete      |
| 3/17/2026  | 15329483     | Brian Crews     | CR-757        | Haul Chat          | Complete      |
| 3/17/2026  | 15329478     | John James      | CR 7628       | Haul Chat          | Complete      |
| 3/17/2026  | 15329479     | James McMasters | CR 862        | Haul Gravel        | Complete      |
| 3/17/2026  | 15329482     | Nancy Robbins   | CR 635        | Needs gravel       | Investigating |
| 3/18/2026  | 15329489     | James McMasters | CR 687        | Haul Chat          | Complete      |
| 3/18/2026  | 15329487     | James McMasters | CR 687        | Haul Chat          | Complete      |
| 3/18/2026  | 15329490     | James McMasters | CR 626        | Haul Gravel        | Complete      |
| 3/18/2026  | 15329486     | James McMasters | CR 862        | Haul Gravel        | Complete      |
| 3/18/2026  | 15329488     | James McMasters | CR 687        | Replace Tile       | Complete      |
| 3/19/2026  | 15329491     | James McMasters | CR 687        | Haul Concrete      | Complete      |
| 3/19/2026  | 15329492     | Brian Crews     | CR-478        | Haul Gravel        | Complete      |
| 3/23/2026  | 15329494     | James McMasters | CR 802        | Haul Gravel        | Complete      |
| 3/23/2026  | 15329493     | Brian Crews     | CR-478        | Haul Gravel        | Complete      |
| 3/23/2026  | 15329495     | Nancy Robbins   | CR-781        | Potholes           | Investigating |
| 3/23/2026  | 15329497     | Matt Leonard    | CR 623        | Move Equipment     | Complete      |
| 3/23/2026  | 15329496     | Matt Leonard    | CR 820        | Move Equipment     | Complete      |

|           |          |                 |                   |                         |          |
|-----------|----------|-----------------|-------------------|-------------------------|----------|
| 3/24/2026 | 15329502 | Brian Crews     | CR-905            | Beaver Dam Removal      | Complete |
| 3/24/2026 | 15329503 | James McMasters | CR 955            | Haul Gravel             | Complete |
| 3/24/2026 | 15329501 | Brian Crews     | CR-780            | Haul Gravel             | Complete |
| 3/24/2026 | 15329500 | Brian Crews     | CR-466            | Haul Gravel             | Complete |
| 3/24/2026 | 15329499 | James McMasters | CR 955            | Haul Gravel             | Complete |
| 3/24/2026 | 15329498 | Brian Crews     | CR-486            | Haul Gravel             | Complete |
| 3/25/2026 | 15329505 | Brian Crews     | CR-780            | Haul Asphalt            | Complete |
| 3/25/2026 | 15329507 | James McMasters | CR-626            | Haul Gravel             | Complete |
| 3/25/2026 | 15329506 | James McMasters | CR 623            | Haul Gravel             | Complete |
| 3/25/2026 | 15329504 | Brian Crews     | CR-466            | Haul Gravel             | Complete |
| 3/25/2026 | 15329508 | Brian Crews     | Harpole Pit       | Move Equipment          | Complete |
| 3/26/2026 | 15329509 | Brian Crews     | CR-780            | Haul Asphalt            | Pending  |
| 3/26/2026 | 15329510 | James McMasters | CR 817            | Haul Chat               | Complete |
| 3/26/2026 | 15329512 | Brian Crews     | CR-775            | Haul Gravel             | Complete |
| 3/26/2026 | 15329511 | Brian Crews     | CR-774            | Haul Gravel             | Complete |
| 3/26/2026 | 15329517 | Matt Leonard    | CR 466            | Move Equipment          | Complete |
| 3/26/2026 | 15329516 | Matt Leonard    | CR 608            | Move Equipment          | Complete |
| 3/26/2026 | 15329515 | Matt Leonard    | Harpole Pit       | Move Equipment          | Complete |
| 3/26/2026 | 15329514 | Brain Crews     | CR-783            | Sign Reinstall/Replacem | Complete |
| 3/26/2026 | 15329513 | Nancy Robbins   | CR 604            | Trash Pickup            | Complete |
| 3/30/2026 | 15329518 | Brian Crews     | CR-780            | Haul Asphalt            | Complete |
| 3/30/2026 | 15329519 | James McMasters | CR 608            | Haul Concrete           | Complete |
| 3/30/2026 | 15329523 | James McMasters | CR 608            | Haul Dirt               | Complete |
| 3/30/2026 | 15329522 | James McMasters | City of Lake City | Haul Dirt               | Complete |
| 3/30/2026 | 15329520 | Toni Oden       | CR-380            | New Sign Request        | Complete |
| 3/30/2026 | 15329521 | Nancy Robbins   | CR-903            | Sign Reinstall/Replacem | Complete |
| 3/31/2026 | 15329525 | Brian Crews     | CR-780            | Haul Asphalt            | Complete |
| 3/31/2026 | 15329526 | James McMasters | CR 815            | Haul Gravel             | Complete |
| 3/31/2026 | 15329524 | Brian Crews     | CR-423            | Haul Gravel             | Complete |
| 3/31/2026 | 15329529 | Matt Leonard    | CR-623            | Move Equipment          | Complete |
| 3/31/2026 | 15329528 | Matt Leonard    | CR 815            | Move Equipment          | Complete |
| 3/31/2026 | 15329527 | Matt Leonard    | Harpole Pit       | Move Equipment          | Complete |

Grader

Mark K

2-Mar Spread chat on CR 483

3-Mar 451 452

4-Mar 441 440 439

9-Mar 410 408

10-Mar Checked road from rain

11-Mar Checked road from rain

12-Mar 451 452

17-Mar 227 218 209 213 201

18-Mar 439 438 440 461 482

|        |                      |     |     |     |     |
|--------|----------------------|-----|-----|-----|-----|
|        | 478                  |     |     |     |     |
| 19-Mar | Spread grave         | 478 |     |     |     |
| 23-Mar | Spread grave         | 486 |     |     |     |
| 24-Mar | Spread grave         | 466 |     |     |     |
| 25-Mar | Spread gravel on 466 |     |     |     |     |
| 26-Mar | Dug Test on 423      |     |     |     |     |
| 30-Mar | 422                  | 429 | 430 | 463 | 460 |
|        | 464                  | 472 | 456 | 432 | 408 |
| 31-Mar | Spread gravel on 423 |     |     |     |     |

Mason H

|        |                      |     |     |     |     |
|--------|----------------------|-----|-----|-----|-----|
| 2-Mar  | 635                  | 638 | 616 | 625 | 615 |
|        | 652                  |     |     |     |     |
| 3-Mar  | 607                  | 618 | 653 | 648 | 641 |
|        | 645                  | 636 |     |     |     |
| 9-Mar  | 635                  | 638 | 616 | 625 | 618 |
|        | 615                  | 607 | 652 |     |     |
| 10-Mar | 607                  | 621 | 617 | 624 | 619 |
|        | 610                  | 612 | 611 | 602 |     |
| 11-Mar | 912                  | 906 | 910 | 907 | 909 |
|        | 927                  | 914 | 916 | 917 |     |
| 12-Mar | 691                  | 696 | 626 | 698 | 888 |
|        | 828                  | 823 | 673 | 681 | 680 |
| 16-Mar | 635                  | 636 | 645 | 641 | 638 |
|        | 616                  | 625 | 607 | 615 |     |
| 17-Mar | 618                  | 653 | 691 | 888 | 828 |
|        | 823                  | 626 | 696 | 698 |     |
| 18-Mar | 681                  | 680 | 673 | 912 | 909 |
|        | 907                  | 910 |     |     |     |
| 19-Mar | 906                  | 911 | 914 | 916 | 917 |
|        | 903                  |     |     |     |     |
| 21-Mar | 621                  | 608 | 617 | 619 | 607 |
|        | 610                  | 611 | 612 | 602 | 652 |
| 24-Mar | 635                  | 638 |     |     |     |
| 25-Mar | Spread gravel on 626 |     |     |     |     |
| 30-Mar | 912                  | 910 | 907 | 909 | 906 |
| 31-Mar | 927                  | 917 | 911 | 914 | 888 |
|        | 828                  | 826 | 696 | 698 | 691 |
|        | 681                  | 626 |     |     |     |

JW Redding

|        |     |     |     |     |     |
|--------|-----|-----|-----|-----|-----|
| 9-Mar  | 504 | 543 | 549 | 560 | 567 |
|        | 559 |     |     |     |     |
| 10-Mar | 563 | 558 | 565 | 575 | 585 |

|        |     |     |                         |     |     |
|--------|-----|-----|-------------------------|-----|-----|
|        | 564 | 516 |                         |     |     |
| 12-Mar | 546 | 540 | 532                     | 512 | 515 |
|        | 514 | 533 |                         |     |     |
| 16-May | 548 | 546 | Drained water off roads |     |     |
| 17-May | 516 | 582 | 522                     | 528 | 564 |
|        | 581 | 533 |                         |     |     |
| 18-Mar | 544 | 538 | 571                     | 553 | 530 |
|        | 518 | 551 |                         |     |     |
| 19-Mar | 575 | 565 | 585                     | 564 | 591 |
| 23-Mar | 548 | 546 | 540                     | 518 | 530 |
|        | 526 |     |                         |     |     |
| 24-Mar | 512 | 515 | 514                     | 523 | 520 |
|        | 528 | 548 |                         |     |     |
| 25-Mar | 591 | 582 | 562                     | 563 | 558 |
|        | 571 | 581 |                         |     |     |
| 26-Mar | 544 | 553 | 538                     | 551 | 531 |
|        | 524 |     |                         |     |     |
| 30-Mar | 504 | 543 | 506                     | 545 | 549 |
|        | 560 | 534 |                         |     |     |
| 31-Mar | 502 | 516 |                         |     |     |

Bryan T

|        |     |     |      |      |     |
|--------|-----|-----|------|------|-----|
| 3-Mar  | 998 | 994 | 984  | 986  | 999 |
|        | 985 | 975 | 924  |      |     |
| 4-Mar  | 965 | 906 | 956  | 954  | 958 |
|        | 955 | 937 | 947  |      |     |
| 5-Mar  | 938 | 936 | 957  | 963  | 973 |
|        | 934 |     |      |      |     |
| 9-Mar  | 943 | 951 | 952  | 959  | 960 |
|        | 940 | 953 | 9602 | 969  |     |
| 10-Mar | 977 | 979 | 970  | 993  | 931 |
|        | 989 | 991 | 997  | 998  | 994 |
|        | 995 | 990 |      |      |     |
| 12-Mar | 986 | 985 | 975  | 965  | 906 |
|        | 956 | 955 |      |      |     |
| 16-Mar | 954 | 937 | 947  | 938  | 936 |
|        | 957 |     |      |      |     |
| 17-Mar | 963 | 934 | 973  | 943  | 951 |
|        | 952 | 959 |      |      |     |
| 18-Mar | 960 | 940 | 953  | 9602 | 970 |
|        | 969 | 977 | 979  | 993  |     |
| 19-Mar | 931 | 989 | 991  | 994  | 997 |
|        | 998 | 995 | 999  | 986  | 984 |
|        | 985 |     |      |      |     |

|        |                      |     |     |     |     |
|--------|----------------------|-----|-----|-----|-----|
| 23-Mar | 975                  | 965 | 906 | 956 |     |
| 24-Mar | Spread gravel on 955 |     |     |     |     |
| 25-Mar | 955                  | 962 | 958 | 937 | 947 |
|        | 938                  | 963 |     |     |     |
| 30-Mar | 936                  | 973 | 934 | 959 |     |

Tom M

|        |     |     |     |     |     |
|--------|-----|-----|-----|-----|-----|
| 4-Mar  | 189 | 187 | 192 | 187 | 181 |
|        | 185 | 179 | 177 | 264 |     |
| 9-Mar  | 173 | 168 | 157 | 167 | 194 |
|        | 191 |     |     |     |     |
| 16-Mar | 264 |     |     |     |     |
| 17-Mar | 156 | 160 | 161 | 155 | 102 |
|        | 104 | 108 | 109 |     |     |
| 18-Mar | 202 | 233 | 237 | 246 | 255 |
|        | 263 |     |     |     |     |
| 19-Mar | 270 | 259 | 257 | 260 | 267 |
|        | 277 | 278 | 276 | 273 |     |
| 23-Mar | 281 | 197 | 189 | 187 | 192 |
|        | 199 | 181 | 185 |     |     |
| 24-Mar | 179 | 177 | 172 | 173 | 168 |
|        | 157 | 167 | 194 | 191 | 156 |
| 25-Mar | 160 | 161 | 155 | 151 | 102 |
|        | 104 | 108 | 109 |     |     |
| 30-Mar | 202 | 233 | 237 | 246 | 243 |
|        | 255 | 264 | 263 |     |     |
| 31-Mar | 270 | 259 | 257 | 258 | 260 |
|        | 277 | 267 | 278 | 276 | 273 |
|        | 197 |     |     |     |     |

Robert A

|        |                                     |     |     |     |     |
|--------|-------------------------------------|-----|-----|-----|-----|
| 2-Mar  | Drained water off roads             |     |     |     |     |
| 3-Mar  | 831                                 | 837 | 859 | 549 |     |
| 4-Mar  | 890                                 | 880 | 882 | 876 | 878 |
|        | 560                                 |     |     |     |     |
| 5-Mar  | 874                                 | 867 | 866 | 860 |     |
| 9-Mar  | 847                                 | 832 | 836 | 547 | 834 |
|        | Pushed dirt off bridge 862          |     |     |     |     |
| 10-Mar | Pushed dirt away from bridge on 862 |     |     |     |     |
| 11-Mar | 890                                 |     |     |     |     |
| 12-Mar | 513                                 |     |     |     |     |
| 16-Mar | 831                                 | 837 | 848 | 852 | 856 |
|        | 864                                 | 841 | 855 |     |     |
| 17-Mar | 890                                 | 880 | 876 | 878 | 872 |

|        |                      |     |     |     |     |
|--------|----------------------|-----|-----|-----|-----|
|        | 868                  |     |     |     |     |
| 18-Mar | Spread gravel on 862 |     |     |     |     |
| 19-Mar | 884                  | 874 | 866 | 860 | 861 |
|        | 859                  | 858 |     | 867 |     |
| 23-Mar | 834                  | 847 | 853 | 832 | 547 |
|        | 836                  | 809 | 838 | 842 | 844 |
|        | 862                  | 869 |     |     |     |
| 24-Mar | 513                  | 508 | 505 | 509 | 512 |
|        | 510                  | 509 | 554 | 583 | 556 |
| 25-Mar | 831                  | 837 | 841 | 830 | 890 |
|        | 880                  |     |     |     |     |
| 26-Mar | 864                  | 840 | 854 | 852 | 836 |
| 30-Mar | Worked at shop       |     |     |     |     |
| 31-Mar | Worked at shop       |     |     |     |     |

Levi R

|        |                    |     |     |     |     |
|--------|--------------------|-----|-----|-----|-----|
| 3-Mar  | 821                | 818 | 820 | 824 | 819 |
|        | 815                | 817 | 823 |     |     |
| 4-Mar  | Spread chat on 687 |     |     |     |     |
| 5-Mar  | 804                | 808 | 809 | 813 | 802 |
| 10-Mar | 800                | 815 | 804 | 688 |     |
| 11-Mar | 639                | 641 | 655 | 664 | 672 |
|        | 648                | 650 |     |     |     |
| 12-Mar | 664                |     |     |     |     |
| 13-Mar | 686                | 683 | 672 | 664 |     |
| 16-Jun | 802                |     |     |     |     |
| 17-Mar | 693                | 682 | 818 | 820 |     |
| 18-Mar | 821                | 808 | 824 | 819 | 815 |
| 19-Mar | 823                | 817 |     |     |     |
| 23-Mar | Spread grave       |     |     |     |     |
| 24-Mar | 804                | 802 | 815 | 809 | 813 |
|        | 807                |     |     |     |     |
| 25-Mar | 641                | 639 | 672 | 664 | 650 |
|        | 655                | 648 |     |     |     |
| 26-Mar | Spread gravel 807  |     |     |     |     |
| 30-Mar | 683                | 672 | 664 | 690 |     |
| 31-Mar | 815                |     |     |     |     |

Steve W

|       |     |     |      |      |      |
|-------|-----|-----|------|------|------|
| 2-Mar | 703 | 706 | 740  | 7182 | 7512 |
|       | 751 | 773 |      |      |      |
| 3-Mar | 775 | 774 | 7743 | 769  | 763  |
|       | 765 | 761 |      |      |      |
| 4-Mar | 304 | 303 | 396  | 305  | 329  |

|        |                          |      |      |      |      |
|--------|--------------------------|------|------|------|------|
|        | 335                      | 337  | 365  | 339  |      |
| 5-Mar  | Drained water off roads  |      |      |      |      |
| 9-Mar  | 757                      | 797  |      |      |      |
| 10-Mar | 773                      | 799  | 796  | 795  | 793  |
|        | 761                      | 7670 | 767  | 7625 | 763  |
|        | 765                      | 740  | 703  | 706  |      |
| 11-Mar | 304                      | 630  | 320  | 322  | 374  |
|        | 317                      | 303  | 396  | 339  | 305  |
|        | 329                      | 337  | 335  | 365  |      |
| 12-Mar | 775                      | 787  | 783  | 789  | 785  |
|        | 772                      | 771  | 769  | 729  | 7281 |
|        | 726                      | 751  | 700  | 710  | 713  |
|        | 301                      | 302  | 306  | 7516 | 719  |
|        | 732                      | 756  |      |      |      |
| 15-Mar | 793                      | 799  | 795  | 796  | 763  |
|        | 765                      | 7922 | 7628 | 7629 | 746  |
|        | 776                      | 761  |      |      |      |
| 16-Mar | Spread chat on 774/775   |      |      |      |      |
| 17-Mar | 774                      | 7743 | 775  | 757  | 773  |
|        | 304                      | 317  | 374  |      |      |
| 18-Mar | 339                      | 337  | 365  | 329  | 335  |
|        | 303                      | 305  | 396  | 700  | 710  |
|        | 713                      | 320  | 322  |      |      |
| 23-Mar | 799                      | 76   | 795  | 793  | 761  |
|        | 7922                     | 767  | 7670 | 7625 | 763  |
|        | 765                      | 740  | 706  | 703  | 726  |
|        | 728                      | 773  | 776  |      |      |
| 24-Mar | 304                      | 775  | 774  | 7743 | 751  |
|        | 729                      |      |      |      |      |
| 25-Mar | 757                      | 787  | 783  | 789  | 785  |
|        | 772                      | 771  | 769  |      |      |
| 26-Mar | Spread gravel on 774/775 |      |      |      |      |
| 30-Mar | 776                      | 774  | 7743 | 775  | 757  |
|        | 777                      | 761  | 793  |      |      |
| 31-Mar | 763                      | 765  | 740  | 706  | 703  |
|        | 700                      | 710  | 713  | 719  | 732  |
|        | 304                      |      |      |      |      |

#### Mark H

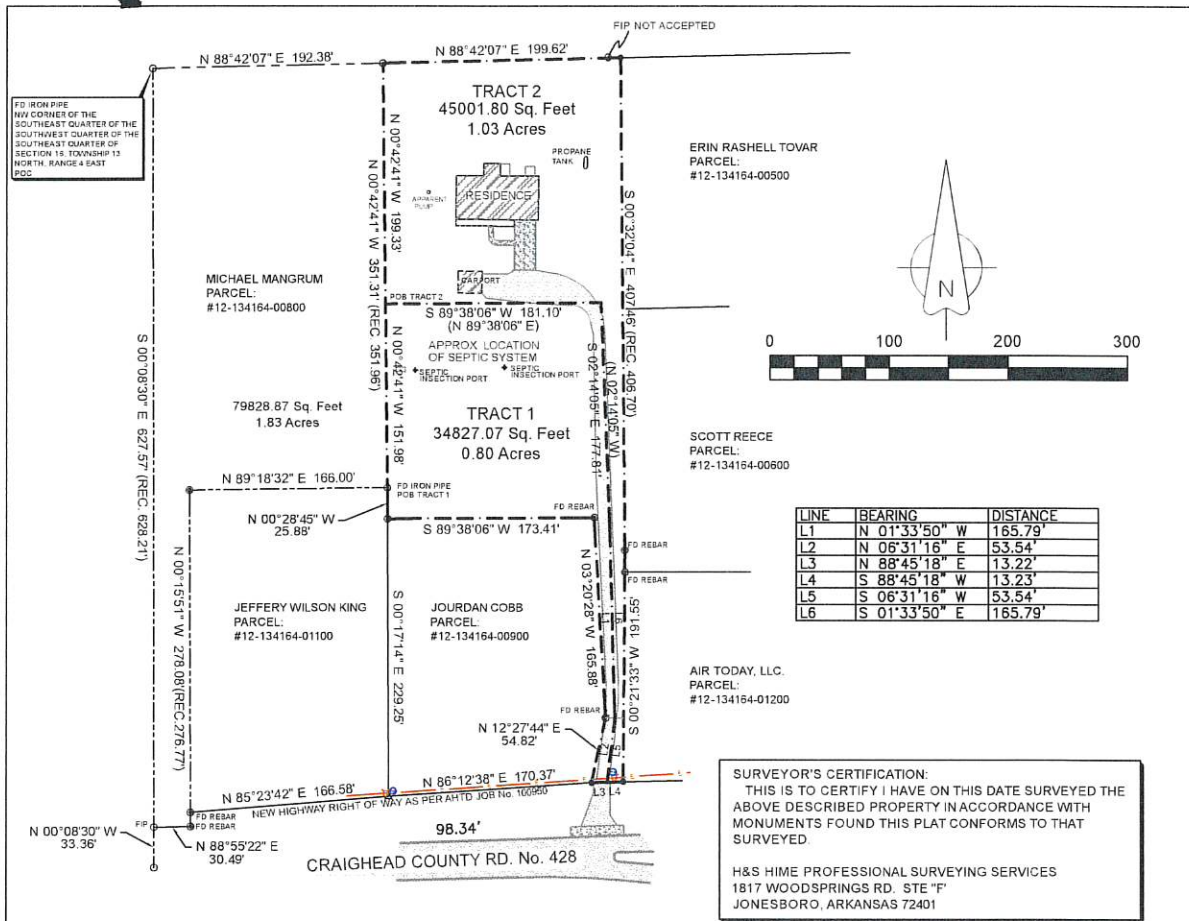
2-Mar Check roads for drainage

|       |     |      |     |     |     |
|-------|-----|------|-----|-----|-----|
| 3-Mar | 383 | 3801 | 362 | 364 | 361 |
|       | 390 | 377  |     |     |     |

4-Mar Spread mulch 379 389 33 326

5-Mar Spread chat on 348

|        |     |     |     |     |      |
|--------|-----|-----|-----|-----|------|
| 9-Mar  | 137 | 194 |     |     |      |
| 10-Mar | 194 | 171 | 124 | 125 |      |
| 11-Mar | 119 | 117 | 111 | 338 | 369  |
| 12-Mar | 381 | 382 | 383 | 394 | 308  |
| 16-Mar | 328 | 398 | 341 | 399 |      |
| 17-Mar | 341 | 377 | 395 | 331 | 333  |
|        | 326 | 323 | 334 |     |      |
| 18-Mar | 351 | 300 | 361 | 364 | 380  |
|        | 362 | 376 | 354 | 348 | 3481 |
| 19-Mar | 124 | 132 | 133 | 111 | 338  |
|        | 342 | 312 | 316 | 315 |      |
| 30-Mar | 137 | 144 | 146 | 140 | 142  |
|        | 147 | 159 |     |     |      |
| 31-Mar | 159 | 194 | 170 | 171 |      |



**SURVEYOR'S CERTIFICATION:**  
 THIS IS TO CERTIFY I HAVE ON THIS DATE SURVEYED THE ABOVE DESCRIBED PROPERTY IN ACCORDANCE WITH MONUMENTS FOUND THIS PLAT CONFORMS TO THAT SURVEYED.

H&S HIME PROFESSIONAL SURVEYING SERVICES  
 1817 WOODSPRINGS RD. STE "F"  
 JONESBORO, ARKANSAS 72401

**DESCRIPTION: TRACT 1**  
 A PART OF THE SOUTHEAST QUARTER OF THE SOUTHWEST QUARTER OF THE SOUTHEAST QUARTER OF SECTION 16, TOWNSHIP 13 NORTH, RANGE 4 EAST, CRAIGHEAD COUNTY, ARKANSAS AND BEING MORE PARTICULARLY DESCRIBED AS FOLLOWS:  
 Commencing at the Northwest corner of the Southeast Quarter of the Southwest Quarter of the Southeast Quarter of said Section 16, Thence South 00°08'30" East 627.57 feet (Rec. 628.21 feet); Thence North 88°55'22" East 30.49 feet; Thence North 00°15'51" West 278.08 feet (Rec. 276.77 feet); Thence North 89°18'32" East 166.00 feet to the Point of Beginning of Proper;  
 Thence North 00°42'41" West 151.98 feet, Thence North 89°38'06" East 181.10 feet; Thence South 02°14'05" East 177.81 feet; Thence South 01°33'50" East 165.79 feet; Thence South 06°31'16" West 53.54 feet; Thence South 88°45'18" West 13.22 feet; Thence North 12°27'44" East 54.82 feet; Thence North 03°20'28" West 165.85 feet; Thence South 89°38'06" West 173.31 feet; Thence North 00°28'45" West 25.88 feet to the Point of Beginning of Proper, containing 34827.07 Sq. Feet, 0.80 Acres, more or less and being subject to all public and private roads and easements.

**DESCRIPTION: TRACT 2**  
 A PART OF THE SOUTHEAST QUARTER OF THE SOUTHWEST QUARTER OF THE SOUTHEAST QUARTER OF SECTION 16, TOWNSHIP 13 NORTH, RANGE 4 EAST, CRAIGHEAD COUNTY, ARKANSAS AND BEING MORE PARTICULARLY DESCRIBED AS FOLLOWS:  
 Commencing at the Northwest corner of the Southeast Quarter of the Southwest Quarter of the Southeast Quarter of said Section 16, Thence South 00°08'30" East 627.57 feet (Rec. 628.21 feet); Thence North 88°55'22" East 30.49 feet; Thence North 00°15'51" West 278.08 feet (Rec. 276.77 feet); Thence North 89°18'32" East 166.00 feet; Thence North 00°42'41" West 151.98 feet to the Point of Beginning of Proper;  
 Thence North 88°42'07" East 199.62 feet; Thence South 00°32'04" East 407.46 feet (Rec. 406.70 feet); Thence South 00°21'33" West 191.55 feet; Thence South 88°45'18" West 13.23 feet; Thence North 06°31'16" East 53.54 feet; Thence North 01°33'50" West 165.79 feet; Thence North 02°14'05" West 177.81 feet; Thence South 89°38'06" West 181.10 feet to the Point of Beginning of Proper, containing 45001.80 Sq. Feet, 1.03 Acres, more or less and being subject to all public and private roads and easements.

**LEGEND**

- These standard symbols will be found in the drawing.
- FOUND CORNER AS NOTED
  - SET 1/2" REBAR W/ CAP
  - ⦿ FD COTTON PICKER SPINDLE
  - ▲ HIGHWAY RIGHT OF WAY MARKER
  - ⊙ FOUND REBAR
  - △ CALCULATED CORNER
  - X— FENCE LINE
  - E— ELECTRIC
  - ⊙ SET PK NAIL
  - ⊕ POWER POLE

- SURVEYORS NOTES:**
- BEARINGS ARE STATE PLANE GRID BEARINGS(NAD 83 DATUM)AS PER GPS OBSERVATION ON SITE DURING SURVEY AND ARE TO BE USED TO DEFINE THE GENERAL DIRECTION AND TRUE ANGLE AT THE INTERSECTION OF THE PROPERTY AND LAND LINES.
  - PROPERTY IS SUBJECT TO UTILITY SERVICES AND UNDERGROUND UTILITY LINES NOT LOCATED.
  - SURVEYOR HAS MADE NO INVESTIGATION OR INDEPENDENT SEARCH FOR EASEMENTS OF RECORD OR ANY OTHER FACTS THAT AN ACCURATE TITLE SEARCH MAY DISCLOSE.
  - ANY UTILITIES SHOWN ARE FROM FIELD OBSERVANCE OF APPURTENANCES, MARKINGS, AND/ OR UTILITY COMPANY MAPS. THE SURVEY MAKES NO WARRANTY TO THE EXACT LOCATION OF THE UTILITIES SHOWN OR NOT SHOWN ON THIS PLAT. IT SHALL BE CLIENT/ CONTRACTOR'S RESPONSIBILITY TO COORDINATE WITH UTILITY COMPANIES TO VERIFY ANY AND ALL UTILITY LOCATIONS AND/ OR DEPTHS BEFORE EXCAVATION.
  - REFERENCE DATE: SURVEY BOOK I @ PAGE 160 AND AHTD RIGHT OF WAY PLANS JOB No 100950.



**H&S HIME PROFESSIONAL SURVEYING SERVICES**  
 1817 WOODSPRING RD. STE. "F"  
 JONESBORO, ARKANSAS 72401

PHONE: 870-972-1288  
 E-MAIL: hshime\_butch@yahoo.com

**PLAT OF SURVEY**

|         |   |
|---------|---|
| drawn:  | A PART OF THE SOUTHEAST QUARTER OF THE SOUTHWEST QUARTER OF THE SOUTHEAST QUARTER OF SECTION 16, TOWNSHIP 13 NORTH, RANGE 4 EAST, CRAIGHEAD COUNTY, ARKANSAS. |
| date:   | 3-18-2026   |
| scale:  | client:<br>RANDY SMITH<br>HALEY TAPPER  |
| 1"=100' |   |

RESOLUTION NO. \_\_\_\_\_

**A RESOLUTION RECOMMENDING THE REAPPOINTMENT OF A BOARD MEMBER TO THE BOARD OF DIRECTORS OF METROPOLITAN AREA PLANNING COMMISSION**

WHEREAS ACT 742 of the General Assembly of the State of Arkansas states that the County Judge of each county is the appropriate person to appoint and reappoint board members to the Metropolitan Area Planning Commission Board of Directors.

WHEREAS Kevin Bailey was appointed to a fourth three-year term on the Metropolitan Area Planning Commission Board of Directors on April 28, 2023, and set to expire April 28, 2026, by Resolution 2023-13 and is available for reappointment.

WHEREAS the said County Judge does hereby make the following reappointment to the Board of Directors of the Metropolitan Area Planning Commission:

Kevin Bailey to be reappointed to serve a fifth three-year term beginning April 28, 2026, and ending April 28, 2029.

BE IT HEREBY RESOLVED BY THE QUORUM COURT OF CRAIGHEAD COUNTY, ARKANSAS; that the above-described appointments will become effective upon passage by the court and filing of this document in the County Clerk's Office.

DATED: APRIL \_\_\_\_\_, 2026

APPROVED: \_\_\_\_\_

MARVIN DAY, COUNTY JUDGE

ATTEST: \_\_\_\_\_

MARY DAWN MARSHALL, COUNTY CLERK

RESOLUTION NO. \_\_\_\_\_

**A RESOLUTION RECOMMENDING THE REAPPOINTMENT OF A BOARD MEMBER TO THE BOARD OF DIRECTORS OF VALLEY VIEW FIRE PROTECTION DISTRICT.**

WHEREAS ACT 742 of the General Assembly of the State of Arkansas states that the County Judge of each county is the appropriate person to appoint and reappoint board members to the Valley View Fire Protection District Board of Directors.

WHEREAS David Cline was appointed to a five-year term on the Valley View Fire Protection District Board of Directors on April 29, 2021, and set to expire April 28, 2026, by Resolution 2021-13 and is available for reappointment.

WHEREAS the said County Judge does hereby make the following reappointment to the Board of Directors of the Valley View Fire Protection District:

David Cline to be reappointed to serve a second five-year term beginning April 28, 2026, and ending April 28, 2031.

BE IT HEREBY RESOLVED BY THE QUORUM COURT OF CRAIGHEAD COUNTY, ARKANSAS; that the above-described appointments will become effective upon passage by the court and filing of this document in the County Clerk's Office.

DATED: APRIL \_\_\_\_\_, 2026

APPROVED: \_\_\_\_\_

MARVIN DAY, COUNTY JUDGE

ATTEST: \_\_\_\_\_

MARY DAWN MARSHALL, COUNTY CLERK



State of Arkansas  
Department of Finance  
And Administration

DFA - ALCOHOLIC BEVERAGE CONTROL

101 E. Capitol Ave., Suite 401  
Little Rock, AR 72201  
Phone: (501) 682-1105  
Fax: (501) 682-2221

<https://www.dfa.arkansas.gov/alcoholic-beverage-control>

### Private Club Application

(Select a wet or dry county designation based off the county the business is located.)

- Wet County (\$1,500.00)  
 Dry County (\$3,000.00)

#### Instructions

- The Private Club Permit authorizes the purchase of controlled beverages from persons holding an off-premises retail liquor, and the dispensing of such beverages for consumption on the premises of the private club.
- Fully complete this Application. Incomplete Applications will not be processed. The Application **must** be notarized by a notary public, and all required documentation **must** be complete and attached to the Application unless otherwise noted.
- Applicant or named managing agent **must** be a citizen of the United States, or a permanent resident alien. If a permanent resident, applicant must provide a copy of his/her Green Card. Applicant **must** also be an Arkansas resident and reside in the county in which the physical business is located or live within 35 miles of the business unless otherwise noted by Arkansas statutes or ABC Rule.
- Applicant **must** visit ARKANSAS LIVESCAN ([arkansaslivescan.com](http://arkansaslivescan.com)) and conduct a criminal background investigation prior to submitting the application. Applications CANNOT be processed until the background is received by our office.
- If Applicant is purchasing an existing private club with existing alcohol permits under a non-profit organization, the Private Club Board of Directors **must** provide a written request for any changes to be made to the permit by submitting a Replacement Notice which gives written permission authorizing the new management to operate under the previous management permit until the new applicant/manager can obtain a permit.
- If application is for a NEW private club, the applicant must submit an ordinance from the governing body of the county or municipality in which the private club is or will be located pursuant to Ark. Code Ann. § 3-9-222 to show the approval of the application by the corporation, partnership, individual, or limited liability company from the body or municipality.
- Application must also include **each** person who (1) holds more than 5% of the stock of the corporation or (2) is a member of the LLC/LLP (these individuals do not have to be Arkansas Residents) see pages 8 and 9 of this application to provide this information. Additionally, please submit the following information:
  - A FILE-MARKED copy of the Articles of Incorporation/Articles of Organization (**All pages**) must be submitted.
  - If trade name is different from legal name a FILE-MARKED copy of Fictitious Name Registration (All Pages) must also be submitted.
  - The Business Federal Employee Identification Number (EIN) can be disclosed for all corporations/LLCs.
- Applicant must provide at minimum three (3) different photos of the business location. These photos should show the front, side and back view of the **exterior** of the building.
  - Please attach physical copies of the photos to this application upon submission.
- This Application must include a floorplan (can be hand drawn or computer generated and should be 8 ½ x 11 inches). The floor plan must show the full boundaries of the business, including any outdoor patio or porch that will be used for customers. The plans must be fully labeled, indicating customer areas, dining areas (if applicable), employee areas,

bathrooms, kitchens (if applicable), alcohol sales areas, alcohol storage areas, cash registers/check-out stands and all entrance/exit doors. Floor plans MUST be legible and easily show the full scope of the business's premises.

- For On-Premises permits a full and detailed list of activities at the business must be provided (café/restaurant/food service, pool hall, dancing, live bands, dancers, etc.)! Using the space provided below please list of all the on-site activities your business will offer. If more space is needed, you may attach a separate sheet of paper. Please be advised that under 3 CAR § 1-304 any permit issued by ABC is only valid for the uses described in the original application. Any material changes in the outlet's operations or entertainment other than originally listed, without prior approval of the ABC director, shall be grounds for revocation of the permit or other administrative penalties.
- The business shall own or lease, be the holder of a buy-sell agreement or offer and acceptance, or have an option to lease a building, property, or space for the reasonable comfort and accommodation of its members and the families and guests of its members. A copy of the lease, deed or agreement must be submitted with this application.
- In addition to this application your business must also apply for and receive a retailer's/sales tax permit from the Arkansas Sales and Use Tax section. You will be required to provide our office with a copy of your Sales and Use Tax certificate (preferably submitted with this application) and your account with Sales and Use Tax MUST be in good standing. For any questions regarding this process please contact Sales and Use Tax at 501-682-7104.
- At time of submission of this application the applicant must also provide payment of the \$3,000.00 (dry counties) or \$1,500.00 (wet counties) application fee with either a check or certified funds (money order or cashier's check). WE DO NOT ACCEPT CASH!
  - Submit half of the amount listed above when making application after December 1<sup>st</sup> and before May 1<sup>st</sup>.
  - All private club's annual renewal fees are \$1,500.00.

**NOTE:** To the extent an applicant needs any other Alcohol Permit(s) for their business, those applications must be submitted independently of this permit application.

## Definitions

- **Applicant.** Means the person (sole proprietor/single owner) or business entity applying for an alcohol permit.
- **Manager.** The person named by the Applicant or Private Club Board who agrees to live within 35 miles of the physical location of the business and be responsible for the ABC permits at the business. This person will be considered the manager of the permit and will have the legal authority to sign and accept and submit legal documents as pertaining to these permits on the Private Club behalf.
- **On-premises consumption.** Means the sale of alcoholic beverages by the drink or in broken or unsealed containers for consumption on the premises where sold or within the boundaries of a designated entertainment district under ACA § 14-54-2523 that is contiguous with the premises.
- **Private Club.** Means a nonprofit corporation, sole-proprietorship, corporation, partnership, or limited liability company organized and existing or authorized to do business under the laws of this state.
- **Restaurant.** Means any public or private place that is primarily engaged in the business of serving a meal for consumption on the premises to a guest and has a suitable kitchen facility to serve the entire menu approved by the Alcoholic Beverage Control Division. The menu shall contain a selection of food and shall not be limited to sandwiches or salads. The kitchen shall: have adequate refrigeration to preserve the food on the menu, be kept in a sanitary condition, and comply with the rules of the Department of Health. Food from the menu shall be available from opening time until two (2) hours before closing time.
- **Meal.** Means the usual assortment of food commonly ordered at various hours of the day.

**General Information – Applicant MUST answer each question**

|   |  |
|---|--|
| <p>1. Do you, Applicant, understand and agree to follow, stay current on, and comply with all local, federal, and state laws, pertaining to Alcoholic Beverages.</p> <p><b>A full list of rules &amp; regulations can be found on the ABC website:<br/> <a href="https://www.dfa.arkansas.gov/office/alcohol-beverage-control/">https://www.dfa.arkansas.gov/office/alcohol-beverage-control/</a></b></p>           | <p><input checked="" type="checkbox"/> YES <input type="checkbox"/> NO</p> |
| <p>2. Do you, Applicant, understand that it is illegal in the State of Arkansas to give, barter or sell to anyone under the age of twenty-one (21) alcohol in any form?</p>   | <p><input checked="" type="checkbox"/> YES <input type="checkbox"/> NO</p> |
| <p>3. Has Applicant or any person who owns or operates the business been denied a permit, license, or other authorization to engage in any business by any government agency (federal, state, local or foreign) or had such permit, license or other authorization revoked, suspended or otherwise terminated?</p> <p>• <b><i>If yes, please attach to this application the details of each occurrence.</i></b></p> | <p><input type="checkbox"/> YES <input checked="" type="checkbox"/> NO</p> |
| <p>4. Has Applicant or any person who owns, operates, or manages the business ever been convicted of or found in violation of any Arkansas alcohol statute, rule, or regulation?</p> <p>• <b><i>If yes, please attach to this application the details of each occurrence.</i></b></p>   | <p><input type="checkbox"/> YES <input checked="" type="checkbox"/> NO</p> |
| <p>5. Are you, Applicant, purchasing an existing ABC permitted retail location?</p> <p>• <b><i>If yes, please provide a Replacement Notice Form (obtained from ABC) which authorizes you to operate using the current ABC permits while your application is processing.</i></b></p>   | <p><input type="checkbox"/> YES <input checked="" type="checkbox"/> NO</p> |
| <p>6. Does Applicant verify and agree that it will not operate out of a residential address and that it will be in compliance with all applicable local, state &amp; federal ordinances, including but not limited to zoning, building, &amp; health ordinances?</p>  | <p><input checked="" type="checkbox"/> YES <input type="checkbox"/> NO</p> |
| <p>7. Do you, Applicant, understand and agree to provide written notice to the Arkansas Alcoholic Beverage Control Director when the business changes physical locations?</p> <p>• <b><i>An ABC permit holder must receive ABC approval prior to making any sales at a new location by submitting a Transfer of Location Application provided by the ABC office.</i></b></p>  | <p><input checked="" type="checkbox"/> YES <input type="checkbox"/> NO</p> |
| <p>8. Do you Applicant, understand that if your business is a private club the business MUST exist for some other reason than the consumption of alcoholic beverages.</p> <p>• <b><i>Please be detailed and specific in your list of activities at the business as outlined on the instruction page of this application and in 3 CAR § 1-304 of ABC rule. If you are in doubt about whether to list</i></b></p>     | <p><input checked="" type="checkbox"/> YES <input type="checkbox"/> NO</p> |

|   |  |
|---|--|
| <p><b>and item, you are urged to include it. Please attach a separate sheet of paper to this application if the space provided is not adequate to list all activities.</b></p>  |  |
| <p>9. Do you, Applicant, understand and agree to submit a change of manager notice to the ABC Board within thirty (30) days of a change in (i) the managing partner, limited liability company managing member, or president or chief executive officer of a corporation, partnership, or limited liability company; or (ii) the stockholders affecting more than five percent (5%) of the total voting shares of a non-publicly traded corporation?</p>  | <p><input checked="" type="checkbox"/> YES <input type="checkbox"/> NO</p> |
| <p>10. Do you, Applicant, understand and agree to maintain a copy of the signed server awareness forms for each employee who engages in the sale of any alcohol products, which you must provide immediately upon demand by ABC and its authorized Agents?</p>  | <p><input checked="" type="checkbox"/> YES <input type="checkbox"/> NO</p> |
| <p>11. Do you, Applicant, understand and agree to display in a conspicuous place a sign indicating that the sale, purchase or possession of alcoholic products by a minor is prohibited by law?</p>   | <p><input checked="" type="checkbox"/> YES <input type="checkbox"/> NO</p> |
| <p>12. Do you, Applicant, understand and agree to display in a conspicuous place a sign indicating that the consumption of alcoholic products while pregnant is harmful to the health of an unborn child?</p>   | <p><input checked="" type="checkbox"/> YES <input type="checkbox"/> NO</p> |
| <p>13. Does Applicant understand an ABC permit cannot be issued until the Arkansas Sales Tax office deems the business to have a clear account?</p> <ul style="list-style-type: none"> <li><b><i>If your account is not clear, you must satisfy any debt or clear your account before ABC can approve your permit. Please attach a copy of sales and use tax certificate to this application. Should you have any questions please contact Sales Tax Compliance at 501-683-5560.</i></b></li> </ul>   | <p><input checked="" type="checkbox"/> YES <input type="checkbox"/> NO</p> |
| <p>14. Do you, Applicant, understand if you are a new location or are changing/amending previous permit types at the location you will be required to post a public notice poster in a conspicuous location at the business (typically on or above the main entry doors) for a minimum of 30 days, to notify the public of Alcohol Sales and provide the public the opportunity to dispute the opening of your business?</p> <ul style="list-style-type: none"> <li><b><i>The poster will be given to you along with formal posting instructions at the time the application is submitted to the ABC office.</i></b></li> </ul> | <p><input checked="" type="checkbox"/> YES <input type="checkbox"/> NO</p> |
| <p>15. Do you, Applicant, understand if you are a new location or are changing/amending previous permit types at the location the business must also advertise to the public that a license is being requested and provide our office with proof of publication? Publication runs either 2 or 4 times depending on the permit type. A verification of posting must be submitted and shall be posted for no less than 30 days.</p> <ul style="list-style-type: none"> <li><b><i>Posting instructions will be provided to you at the time the application is submitted to the ABC office.</i></b></li> </ul>                      | <p><input checked="" type="checkbox"/> YES <input type="checkbox"/> NO</p> |

|  |   |
|--|---|
| <p>16. Do you, Applicant, understand that under NO CIRCUMSTANCES should any alcoholic products be given away for free?</p>   | <input checked="" type="checkbox"/> YES <input type="checkbox"/> NO |
| <p>17. Do you, Applicant, understand that as part of this application process you MUST attend an Educational Seminar class hosted by ABC Administration?</p> <ul style="list-style-type: none"> <li><i>Please check the ABC website for dates of upcoming seminar classes and locations. <a href="https://www.dfa.arkansas.gov/office/alcohol-beverage-control/">https://www.dfa.arkansas.gov/office/alcohol-beverage-control/</a></i></li> </ul>  | <input checked="" type="checkbox"/> YES <input type="checkbox"/> NO |
| <p>18. Do you, Applicant, understand that as part of this application process you MUST successfully complete and pass an inspection by an ABC agent to ensure that all requirements are met, all codes and ordinances are being followed, and the facility is truly ready to operate and serve Alcoholic Beverage Products?</p> <ul style="list-style-type: none"> <li><i>This inspection will be scheduled by you at a time that is convenient for both parties. PLEASE ENSURE your business is truly ready for an inspection. Any issues or deficiencies found at the inspection will delay your permit approval time and require further inspections to show corrective actions have been taken to come into compliance.</i></li> </ul>   | <input checked="" type="checkbox"/> YES <input type="checkbox"/> NO |
| <p>19. Do you, Applicant, understand that ABC applications will not be finalized until they are approved by the ABC Board?</p> <ul style="list-style-type: none"> <li><i>The ABC board only meets one time each month. It is your responsibility to ensure your application packet is completely and accurately filled out so that it may be submitted to the board for approval.</i></li> </ul>   | <input checked="" type="checkbox"/> YES <input type="checkbox"/> NO |
| <p>20. Do you, Applicant, understand that there is no set timeframe for our office to process and issue you an ABC permit? The timing is completely dependent on the completeness and accuracy of your application packet as well as the time it takes to clear your accounts with other state agencies, receive your completed background checks, perform your final inspections, and get approval from the ABC board. Our office will typically have permits ready for pick up within 60 days of submission, however this timeframe cannot be guaranteed.</p> <ul style="list-style-type: none"> <li><i>Permits cleared for release will be available for pick up or will be mailed on the day following the board meeting in which your application was approved. Permits CANNOT be printed early or until fully approved.</i></li> </ul> | <input checked="" type="checkbox"/> YES <input type="checkbox"/> NO |
| <p>21. Do you, applicant, agree to and understand that if you are a Non-Profit you must have, at time of application and continually maintain, a list of members for the private club? This list of members must be available at the business location.</p>  | <input checked="" type="checkbox"/> YES <input type="checkbox"/> NO |

**Application continues next page!**

Business Information

Permit Fee type: \$3,000.00 Private Club (Dry County) \$1,500.00 Private Club (Wet County) NO CASH

Legal Business/Company Name: 141 Prime at Sterling Springs

Business Designation: Sole Proprietorship (Single Owner) [ ] LLC [x] INC [ ] Partnership [ ] Corporation [ ] Other [ ]

If Corporation: Publicly traded? Yes [ ] No [x] C Corp. [ ] S Corp. [ ] Other Type [ ]

Name of Business if different from Legal Name: (Any fictitious name or 'Doing Business As' (DBA) name must be filed with the Secretary of State's Office)

Sales Tax Number: FEIN: (if applicable)

Physical Business/911 Address: 27-61 CR-766 Suite/Unit #: (Must be numeric address plus street name (example: 152 Smith St); CANNOT be a P.O. Box or location description)

City: Jonesboro County: Craighead Zip Code: 72401

Township: (applicant must verify and disclose the legal township where the business is located)

Business Mailing Address (if different): 416 CR 728 Suite/Unit #: (This is the address where you want to receive any and all mail communication from ABC; CAN include P.O. Box)

City: County: CRAIGHEAD Zip Code: 72405

Is the business inside city limits? YES [ ] NO [x] Is the beer to be sold in connection with another business? YES [ ] NO [x]

If yes, please list name and type of business:

Store Phone Number: Secondary line if applicable:

Has another business, to your knowledge, held a beer or any other ABC permit at this location? YES [ ] NO [x]

Previous ABC Permit(s) (if applicable):

Business Email: eKee@KeeConstruction.net

Note: Alcoholic Beverage Control primarily uses e-mail to communicate with permit holders. Please provide the most up-to-date email for your business that is reviewed frequently. If your email address changes for any reason, please notify us immediately.

Facility information: own the property [x] I rent this property [ ] other [ ] (A copy of lease or option to purchase must be attached if applicable.)

If rent/lease, Landlord name: Shannon Kee Phone Number: (870) 761-0496

Contact Address: 416 CR 728, Craighead County Arkansas, 72405

If the business sells motor fuel (gas or diesel), please list total number of pumps at the establishment: N/A

If the business serves food (restaurant, cafe, etc.), do you have an Arkansas Health Department certificate for on-site food preparation and sales: YES [ ] NO [x]

If yes please list your Health Department Certification Number:

**Primary Owner/President/CEO Information**

**Owner/President/CEO Demographic Information:**

NOTE: Information must be for the legal head of the company.

Owner/President/CEO Name: Michael Shamon Kee Date of Birth: 12 / 2 / 72

Home Address: 416 CR 728 Suite/Unit #: \_\_\_\_\_  
(Must be a numeric address plus street name; CANNOT be a P.O. Box or location description)

City: \_\_\_\_\_ County: Craighead Zip Code: 72405

E-mail Address: ekee@keeconstruction.net Phone Number: (870) 761 - 0496

Driver's License/ID Number: 914147896 State of Issuance: AR Alien Registration No.: \_\_\_\_\_

SSN: 429-651691 Percentage of Ownership in business: 100 %

Do you live within 35 miles of the business or within the same county?  YES  NO  
\*If no you will need to declare a manager who does live within 35 miles of the location to be the primary contact person/permittee for the business.

**Manager/Primary Contact Information**

**Manager/Primary Contact Information:**

Must live within 35 miles of business.

Name: Michael Shamon Kee Date of Birth: 12 / 2 / 72

Home Address: 416 CR 728 Suite/Unit #: \_\_\_\_\_  
(Must be a numeric address plus street name; CANNOT be a P.O. Box or location description)

City: \_\_\_\_\_ County: Craighead Zip Code: 72405

E-mail Address: ekee@keeconstruction.net Phone Number: (870) 761 - 0496

Driver's License/ID Number: 914147896 State of Issuance: AR Alien Registration No.: \_\_\_\_\_

SSN: 429 - 65 - 1691 How many miles from the location does the person live? 5 Miles

Does the manager understand that they might be called at any time day or night to appear onsite at the business to respond to activities or provide information needed by ABC in process of an inspection or investigation?  YES  NO

Does the manager understand and agree that they will be held responsible for all employees in the establishment and can face prosecution under the full extent of the law for any violations of Arkansas Alcoholic Beverage Laws, Rules, or Statutes?  YES  NO

Does the Manager understand that in the absence of the owner of the business they will be considered the primary responsible party and will be expected to present all documents, invoices, sales transactions, or any other material deemed necessary in the course of an Inspection or Investigation at the establishment?  YES  NO

Date: 4/9/26 [Signature]  
Signature of Manager

Date: 4/9/26 [Signature]  
Signature of Owner

**Important Information**

Please note that this application **MUST** be completed in its entirety. Any application that is submitted that is incomplete will **not** be accepted and will be returned to the applicant. Please review the application to ensure that you have provided all required information and documentation for application submission.

By accepting a permit from Arkansas Alcoholic Beverage Control, the permit holder is agreeing that they, and their business, will follow all lawful requirements and furthermore acknowledge that they understand that Alcoholic Beverage Control Agents, or any other official Law Enforcement Agency will periodically conduct inspections and compliance checks to ensure compliance with the law.

**Legal Responsibility - Application Signature Page**

By dating and signing below, I certify and attest that I am an owner or duly authorized agent, partner, officer, or applicant and hereby declare and sign under penalty of law that the information provided on this application (all pages, 1 through 10) is true and correct to the best of my knowledge and belief. The undersigned applicant also agrees to faithfully comply with all local, state, and federal laws including, but not limited to, all rules promulgated pursuant thereto, and all lawful orders of the Alcoholic Beverage Control Board. Applicant understands and agrees that any intentional false or misleading information, of any nature or relative to any item, will be sufficient grounds for denial or subsequent revocation of the permit for which he/she is applying.

Date: 4/19/26

[Signature]  
Signature of Owner or Authorized Representative (Please sign in notary's presence)

Michael Shannon Kee  
Printed Name of Owner or Authorized Representative

President  
Business Title of Owner or Authorized Representative

**Notary Information**



Subscribed and sworn to before me, a Notary Public, by MICHAEL SHANNON KEE, to me well known or identified to me by government issued photo identification, on this 9TH day of APRIL, 20 26.

My Commission Expires: 11/19/2028

Name: Susan Rainwater

*Please place Notary Stamp in box*

*For office use only: Date Received*



ARKANSAS STATE POLICE

## Arkansas Criminal History Report

This report is based on a name search. There is no guarantee that it relates to the person you are interested in without fingerprint verification. This report includes a check of Arkansas files only. Inquiries into FBI files are not permitted for non-criminal justice or employment purposes without specific statutory authority.

### Subject of Record

Last: **Kee**                      First: **Michael**                      Middle: **Shannon**  
Date of Birth: **12/02/1972**                      Sex: **M**                      Race: **W**  
Social Security Number: **429651691** (not verified, supplied at time of request)  
Home/Mailing Address: **PO BOX 27 Jonesboro, AR 72403**

**- NO CRIMINAL HISTORY FOUND FOR THIS SUBJECT -**

### Requestor Information

Transaction Number: **ABC004520442**

Date: **03/27/2025**                      Agency Reporting: **Arkansas State Police**

Purpose: **ABC Mandated pursuant to Arkansas Code §3-2-103 regarding applicants for alcohol permits issued by the Alcoholic Beverage Control Division.**

Released To: **Kimmie Rudley On Behalf of Alcohol Beverage Commission**

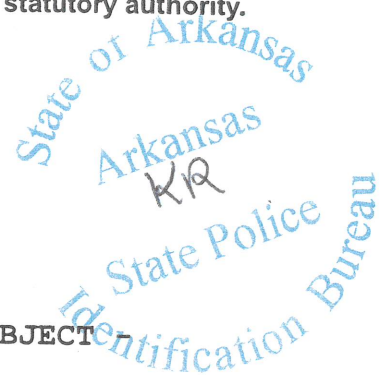
Representing: **ABC**

Mailing Address: **101 East Capitol Suite 401 Little Rock Arkansas 72201**

This Arkansas criminal history record report should only be used for the purpose that it was requested. A request that is posed for a different purpose may result in more or less information being reported.

This report does not preclude the possible existence of additional records on this person which may not have been reported to the State Identification Bureau and Central Repository. Changes in a criminal history record can occur at any time due to new arrests and/or ongoing legal proceedings.

This Arkansas criminal background check report is for non-criminal justice purposes and may only reflect if a person has any Arkansas felony and misdemeanor conviction(s), any Arkansas felony arrest that occurred in the last five (5) years that has not been to court and whether the person is a registered sex offender or required to register as a sex offender. Juvenile arrest and/or court information will not be released on this report.



Mail body: Fwd: Photos to print.

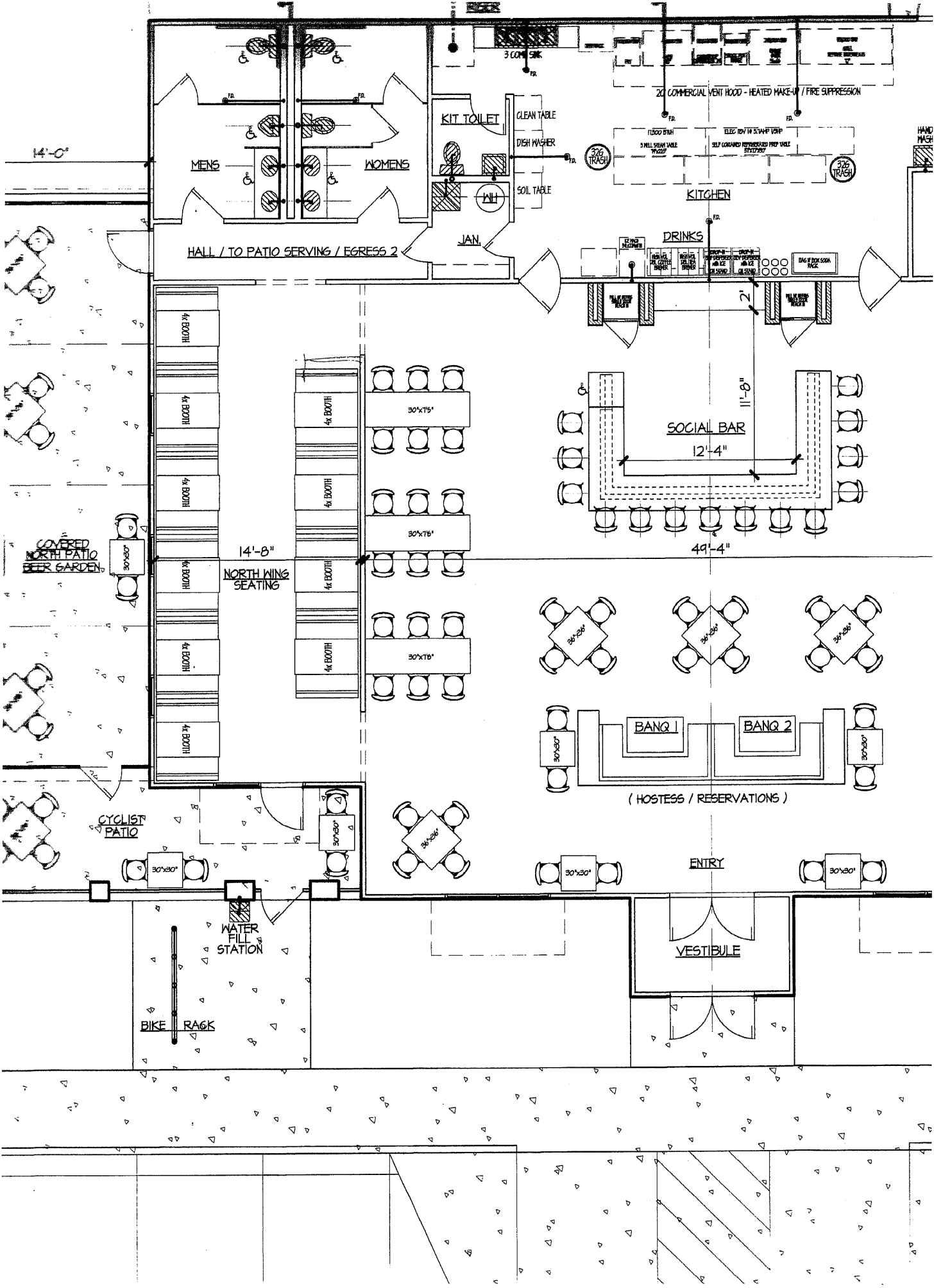
Sent from my iPad

Begin forwarded message:

**From:** Jason Willett <jasonwillett@icloud.com>  
**Date:** June 16, 2025 at 9:50:16 AM CDT  
**To:** Jason Willett <jason@willettgroup.com>  
**Subject: Photos to print.**









## 141 Prime @ Sterling Springs

**141 Prime @ Sterling Springs** is a restaurant private club and exists for the purpose of common recreational, social, community hospitality and benevolent purposes including but not limited to supporting 501(C) (3) entities and conducting charitable activities in Craighead County, Arkansas.

141 Prime @ Sterling Springs will support the Craighead County Community Foundation as well as other charities in Jonesboro and Craighead County.

The private club will benefit these and other entities both financially and with in-kind food donations. The private club will serve food and provide dining for its members and guests. On occasion live music and dancing will be provided for members and guests.

141 Prime @ Sterling Springs

## LEASE AGREEMENT

### STATE OF ARKANSAS – COUNTY OF CRAIGHEAD

**THIS AGREEMENT** made in multiple copies and entered between **Shannon Kee, 416 CR 728, Craighead County Arkansas, 72405** herein designated as Landlord, and **141 Prime @ Sterling Springs, 27-61 CR - 766, Jonesboro, Arkansas, 72401** herein designated as Tenant.

**WTTNESSETH:** That Landlord in consideration of the covenants and agreements to be performed by Tenant and upon the terms and conditions herein after stated does hereby lease, demise, and let unto Tenant the following described space:

Approximately 5,000 square feet referred to as 141 Prime @ Sterling Springs, 27-61 CR-766, Jonesboro, AR., 72401 (herein after referred to as the "demised premises").

The said building referred to as the "Building."

**TO HAVE AND TO HOLD** the same for a term of 60 months.

Commencing on May 1, 2026, and ending on May 1, 2031.

By occupying the demised premises the Tenant shall be deemed to have accepted the same as suitable for the purpose herein intended and to have acknowledged that the same comply fully with the Landlord's covenants and obligations hereunder. If this lease is executed before the demised premises become vacant, or if any present tenant or occupant of the premises holds over, and Property Owner cannot acquire possession of the demised premises prior to the date above recited as the commencement date of this lease. Property owner shall not be deemed to be in default hereunder, and Tenant agrees to accept possession of the demised premises at such time as Property Owner is able to tender the same, Property Owner hereby waives payment of rent covering any period prior to the tendering of possession to Tenant hereunder.

1. **RENT.** In consideration of this lease. Tenant promises and agrees to pay Property Owner rent for said premises at the rates as follows:

**Year one: \$5,000.00 monthly, \$60,000.00 per year.**

**Years two through five: \$60,000.00 per year.**

One such monthly installment together with a security deposit equal to \$5,000.00 shall be payable by Tenant to Landlord in advance, without demand, upon Tenant's Execution of his lease, and a like monthly installment shall be due and payable on or before the first day of each succeeding calendar month during the term hereof. Rent for any fractional month at the beginning or end of the lease term shall be prorated daily. All rent is due in the office of Property Owner on or before the first day of each month. If any installment of rent is not

## 141 Prime @ Sterling Springs

received by Property Owner by the fifth (5th) day of the month. Tenant agrees to pay Property Owner in additional rent, a late charge of \$15.00 per day retroactive to the first day of the month. If rent remains unpaid for thirty (30) days, Tenant agrees to pay interest at the rate of 1-1/2% per month on the unpaid balance, including late charges. The security deposit shall be held by Property Owner as security for the performance by Tenant of Tenant's covenant, and obligations under this lease, it being expressly understood that such deposit shall not be considered an advance payment of rental or a measure of Landlord's damages in case of default by Tenant. Upon the occurrence of any event of default by Tenant, Landlord may at Landlord's sole option, from time to time, without prejudice to any other remedy, apply such deposit to the extent necessary to any arrearages of rent and any other damage, injury expense, or liability caused to Property Owner by such event of default. Following any such application of the security deposit, Tenant shall pay to Property Owner on demand the amount so applied to restore the security deposit to its original amount. If Tenant is not then in default hereunder, any remaining balance of such deposit shall be returned by Landlord to Tenant upon termination of lease upon delivery of the demised premises in good condition as hereinafter provided. If Property Owner transfers its interest in the demised premises during the lease term, Property Owner shall assign the security deposit to the transferee and hereafter shall have no further liability for the return of such security deposit.

**2. USE.** The demised premises shall be used and occupied by Tenant as a full-service restaurant and private club. Tenant shall not use, or permit to be used, the demised premises for any other purpose. Tenant will not occupy or use, nor permit to be occupied or used any portion of the demised premises for any business or purpose which is unlawful in part or in whole or deemed to be disreputable in any manner, or extra hazardous on account of fire, nor permit anything to be done which will in any way increase the rate of any insurance on the Building or its contents, and in the event that, by reason of acts of Tenant, there shall be any increase in the rate of insurance on the Building or contents created by Tenant's acts or conduct of business then such acts shall be deemed to be an event of default hereunder and Tenant hereby agrees to pay the amount of such increase on demand, and acceptance of such payment shall not constitute a waiver of any of Landlord's rights hereunder. Tenant shall not engage in any use or activity, which violates any provision of Landlord's ground lease of the premises on which the building is located.

**3. LANDLORD'S OBLIGATIONS.** Property owner agrees to furnish Tenant while occupying the demised premises water, hot and cold at those points of supply provided for routine use of tenant of the building. Heat, air, and electric service in the manner and to the extent deemed by Landlord to be standard; but failure to any extent to furnish or any stoppage of these defined services, resulting from causes beyond control of Landlord or from any cause, shall not render Landlord liable in any respect for damages to person, property or business, nor be construed as an eviction of Tenant or work an abatement of rent, nor relieve Tenant from fulfillment of any covenant of agreement hereof. Should any equipment or machinery furnished by Property Owner break down, or for any cause cease to function properly. Property owner shall use reasonable diligence to repair same promptly, but Tenant shall have no claim for rebate of rent or damages on account of any interruptions in service occasioned thereby or resulting there from. Tenant shall pay to Property Owner on demand such charges as Property Owner may prescribe for any electric service required by Tenant for computers and other electrical equipment or other electric service deemed by Property Owner not to be standard. Tenant shall not use excessive amounts of utilities without Landlord's written consent on conditions set by Landlord.

**4. TENANT'S REPAIRS AND ALTERATIONS.** Tenant will not in any manner deface, damage, or injure the building, and will pay the cost of repairing any damage or injury done to the building or any part thereof by Tenant or Tenant's agents, employees, and invitees. Tenant shall throughout the term of this lease take

## 141 Prime @ Sterling Springs

diligent care of the demised premises and keep them free from waste and nuisance of any kind. Tenant agrees to keep the demised premises, including all fixtures installed by Tenant and any plate glass, in good condition and make all necessary repairs. At the end or termination of this lease, Tenant shall deliver up the demised premises with all improvements located thereon, except as provided in this paragraph, in good repair and condition, reasonable wear and tear exempted. Tenant shall not make or allow to be made any alterations or physical additions in or to the demised area without the prior written consent of Property Owner. At the termination of this lease Tenant shall, if Property Owner so elects, remove all alterations, physical additions or improvements erected by Tenant and restore the demised premises to their original condition, otherwise such improvements shall be delivered up to Property Owner with the demised premises. All furniture and moveable trade fixtures installed by Tenant may be removed by Tenant at the termination of this lease if Tenant so elects and shall be removed if Property Owner so elects. All such removals and restoration shall be accomplished in a good skillful manner so as not to damage the building. Tenant has inspected the demised premises and accepts them in their existing condition.

5. **ASSIGNMENT AND SUBLETTING.** Tenant will not assign this lease or allow same to be assigned by operation of law or otherwise or sublet the demised premises or any part thereof without the prior written consent of Property Owner. Property owner shall have the right to transfer and assign, in whole or in part, any of its rights under this lease, and in the building and property referred to herein; and, to the extent that such assignee assumes Landlord's obligations hereunder. Property owner shall by virtue of such assignment be released from such obligations.

6. **MAINTENANCE.** Tenant will maintain the demised premises in a clean and healthful condition, and comply with all laws, ordinances, orders, rules, and regulations (state, federal, municipal, and other agencies or bodies having any jurisdiction thereof) with reference to use, condition, or occupancy of the demised premises.

7. **INDEMNITY.** Property owner shall not be liable for, and Tenant will indemnify and save harmless Property Owner from all fines, suits, claims, demands, and actions of any kind (including attorney's fees) by reason of any negligence, misconduct, or any breach, violation, or non-performance of any covenant hereof on the part of Tenant or Tenant's agents, employees, or invitees. Landlord shall not be liable or responsible for any loss or damage to any property or person occasioned by theft, fire, act of God, public enemy, injunction, riot, strike, insurrection, war, court order, requisition or order of governmental body or authority or other matter beyond the reasonable control of Landlord, or for any damage or inconvenience which may arise through repair or alteration of any part of the Building, or failure to make repairs, or from any cause whatever except Landlord's negligence.

8. **RULES AND REGULATIONS.** Tenant and Tenant's agents, employees, and invitees, will comply fully with all requirements of the rules of the building which are attached and made a part hereof as though fully set out herein. Landlord shall at all times have the right to change such rules and regulations or to amend them in such reasonable manner as may be deemed advisable for safety, care, and cleanliness of the building and for preservation of good order therein, all of which rules and regulations, changes and amendments, will be forwarded to Tenant in writing and shall be carried out and observed by Tenant. Tenant shall further be responsible for the compliance with such rules and regulations by the employees, servants, agents, visitors, and invitees of Tenant

## 141 Prime @ Sterling Springs

9. **INSPECTION.** Landlord, or its officers, agents, and representatives shall have the right to enter into and upon any and all parts of the demised premise (a) at all reasonable hours to inspect same or clean or make repairs or alteration, or additions as Landlord may deem necessary, or (b) during business hours to show the demised premises to prospective tenants, purchasers or lenders, and Tenant shall not be entitled to any abatement or reduction of rent by reason thereof.

10. **CONDUCT OF BUSINESS.** Tenant will conduct his business, and control his agents, employees, and invitees in such a manner as not to create any nuisance, or interfere with, annoy, or disturb other tenants or Landlord in the management of the Building, Tenant will, during the term of this lease, continually and fully occupy the premises and conduct active business operations therein.

11. **CONDEMNATION.** If the Building or the demised premises shall be taken or condemned in whole or part for public purposes, then the term of this lease shall at the option of Property Owner forthwith cease and terminate.

12. **FIRE AND OTHER CASUALTY.** In the event that the Building should be damaged or destroyed by fire, tornado, or other casualty, landlord may at its option terminate this lease in which event the rent shall be abated during the unexpired portion of this lease effective with the date of such damage, or Landlord may proceed to rebuild and repair the Building and the demised premises whereupon Landlord shall proceed with reasonable diligence to restore the Building to substantially the same condition in which it was immediately prior to the happening of the casualty, except that Landlord shall not be required to rebuild, repair or replace any part of the partitions, fixtures, and other improvement, which may have been placed by Tenant or other tenants within the Building Landlord shall allow Tenant a fair diminution of rent during the time the demised premises are unfit for occupancy. In the event any mortgagee under a deed of trust, security agreement or mortgage on the building should require that the insurance proceeds be used to retire the mortgage debt. Property owner shall have no obligation to rebuild, and this lease shall terminate upon notice to Tenant. Any insurance which may be carried by Landlord or Tenant against loss or damage to the building or to the demised premises shall be for the sole benefit of the party carrying such insurance and under its sole control.

13. **HOLDING OVER.** Should Tenant, or any of its successors in interest, hold over the demised premises, or any part thereof, after the expiration of the terms of this lease unless otherwise agreed in writing, such holding over shall constitute and be construed as a tenancy from month to month only, at a rental equal to the rent paid for the last month of the term of this lease plus fifty percent (50%) of such amount. The inclusion of the preceding sentence shall not be construed as Landlord's consent for the Tenant to hold over.

14. **TAXES ON TENANT'S PROPERTY.** Tenant shall be liable for all taxes levied or assessed against personal property, furniture or fixtures placed by Tenant in the demised premises. If any such taxes for which Tenant are liable are levied or assessed against Landlord or Landlord's property and if Landlord elects to pay the same or if the assessed value of Landlord's property is increased by inclusion of personal property, furniture or fixtures placed by Tenant in the demised premises, and Landlord elects to pay the taxes based on such increase, Tenant shall pay to Landlord upon demand that part of such taxes for which Tenant is primarily liable hereunder.

15. **INCREASED EXPENSES.** Tenant is quoted a gross lease and shall receive no increased expenses. The term "operating expenses" as used herein, means all direct costs of operation and maintenance of the Building, as determined by standard accounting practices, and includes the following costs by way of illustration but not limitation; ad valorem taxes and assessments and personal property taxes (except those payable by the Tenant under the provisions of this lease), insurance premiums, licenses, permit and

## 141 Prime @ Sterling Springs

inspection fees utility charges, heating and air conditioning expenses, repairs, garbage and waste disposal expenses, salaries, labor, materials and supplies, maintenance contracts management and leasing expenses janitor services and supplies, security and alarm systems, pest control. The term "operating expenses," as used herein, shall not include depreciation on the building or equipment, interest, or capital expenditures.

**16. EVENTS OF DEFAULT.** The following events shall be deemed to be events of default

(a) Tenant shall fail to pay any installment of the rent hereby reserved on or before the 5<sup>th</sup> of each month.

(b) Tenant shall fail to comply with any term, provision, or covenant of this lease, other than the payment of rent, and shall not cure such failure within thirty (30) days after written notice thereof to Tenant.

(c) Tenant shall make an assignment for the benefit of creditors.

(d) Tenant shall file a petition under any section or chapter of the National Bankruptcy Act, as amended, or under any similar law or statute of the United States or any state thereof; or Tenant shall be adjudged bankrupt or insolvent in proceedings filed against Tenant thereunder.

(e) A receiver or Trustee shall be appointed for all or substantially all the assets of Tenant

(f) Tenant shall desert or vacate any substantial portion of the demised premises for a period of fifteen (15) days or more.

(g) The assignment by Tenant of all or any part of its property or assets for the benefit of creditors of the levy of execution, attachment or taking of property, assets, or the leasehold interest of Tenant by process of law or otherwise in satisfaction of any judgment, debt, or claim.

**17. REMEDIES.** Upon the occurrence of any event of default specified in Paragraph 16 hereof, Property Owner shall have the Option to pursue any one or more of the following remedies without any

Notice or demand whatsoever:

(a) Terminate this lease in which event Tenant shall immediately surrender the demised premise to

Landlord and if Tenant fails to do so, Landlord may, without prejudice to any other remedy which it may have for possession or arrearages in rent, enter upon and take possession and expel or remove Tenant and any other person who may be occupying the demised premises or any part thereof, by force if necessary, without being liable for prosecution or any claim of damages therefore; and Tenant agrees to pay to Landlord on demand the amount of all loss and damage which Landlord may suffer by reason of such termination, whether through inability to relet the demised premises on satisfactory terms or otherwise.

(b) Enter upon and take possession of the demised premises and expel or remove Tenant and any other person who may be occupying the demised premises or any part thereof, by force, if necessary, without being liable for prosecution or any claim for damages therefore, said if Landlord so elect relet the demised premises and receive the rent therefore; and Tenant agrees to pay to Landlord on demand any deficiency that may arise by reason of such reletting and all expenses Landlord may incur in reletting the premises.

Pursuit of any of the foregoing remedies shall not preclude pursuit of any of the other remedies herein provided or any other remedies Provided by law, nor shall pursuit of any remedy herein provided constitute a forfeiture or waiver of any rent due to Property Owner hereunder or of any damages occurring to Property Owner by reason of the violation of any of the terms, provisions and covenants herein contained. Landlord's acceptance of rent following an event of default hereunder shall not be construed as Landlord's waiver of

## 141 Prime @ Sterling Springs

such event of default. No waiver by Property Owner of any violation or breach of any of the terms, provisions and covenants herein contained shall be deemed or construed to constitute a waiver of any other violation or breach of any of the terms, provisions, and covenants herein contained. Forbearance by Property Owner to enforce one or more of the remedies herein provided upon an event of default shall not be deemed or construed to constitute a waiver of such default. Tenant acknowledges that any payments received by Property Owner while Tenant is in default are accepted with full reservation of all rights hereunder by Property Owner

**18. SURRENDER OF PREMISES.** No act or thing done by the Property Owner or its agents during the term hereby granted shall be deemed an acceptance of a surrender of the demised premises, and no agreement to accept a surrender of the demised premises shall be valid unless the same be made in writing and subscribed by the Property Owner.

**19. ATTORNEY'S FEES.** In case Property Owner brings any act on under this lease or consults with or places said lease or any amount payable by Tenant thereunder with an attorney concerning or for the enforcement of any of Landlord's rights hereunder, then Tenant agrees in each and any such case to pay to Property Owner a reasonable attorney's fee.

**20. RECEIPTS FROM ASSIGNEE OR SUBTENANT.** The receipt by the Landlord of rent from any assignee, subtenant or occupant of the demised premises shall not be deemed a waiver of the covenant in this lease contained against assignment and subletting or an acceptance of the assignee, subtenant or occupant as Tenant or a release of the Tenant from further observance or performance by the Tenant of the covenants in this lease contained, on the part of the Tenant to be observed and performed. No provision of this lease shall be deemed to have been waived by the Property Owner unless such waiver be in writing signed by the Property Owner.

**21. LANDLORD'S LIEN.** Landlord shall have, at all times, a valid security interest to secure payment of all rentals and other sums of money becoming due hereunder from Tenant, and to secure payment of any damage or loss which Landlord may suffer by reason of the breach by Tenant of any covenant, agreement, or condition contained herein, upon all goods, wares, equipment, fixtures, furniture, improvements and other personal property of Tenant presently, or which may hereafter be situated on the demised premises, and all proceeds there from, and such property shall not be removed there from without the consent of Landlord until all arrearages in rent as well as any and all other sums of money then due to Landlord hereunder shall first have been paid and discharged and all the covenants, agreements and conditions hereof have been fully complied with and performed by Tenant. Upon the occurrence of an event of default by Tenant, Landlord may, in addition to any other remedies provided herein enter upon the demised premises and take possession of any and all goods, wares, equipment, fixtures, furniture, improvements and other personal property of Tenant situated on the premises, without liability for trespass or conversion, and sell the same at public or private sale, with or without having such property at the sale, after giving Tenant reasonable notice of the time and place of any public sale or of the time after which any private sale is to be made, at which sale the Landlord or its assigns may purchase unless otherwise prohibited by law. Unless otherwise provided by law, and without intending to exclude any other manner of giving Tenant reasonable notice, the requirement of reasonable notice shall be met if such notice is given in the manner prescribed in Paragraph 23 of this lease at least ten (10) days before the time of sale. Any sale made pursuant to the provisions hereof shall be deemed to have been a public sale conducted in a commercially reasonable manner if held in the demised premises or where the property is located after the time, place and method of sale and a general description of the types of property to be sold have been advertised in a local daily newspaper for five (5) consecutive days before the

## 141 Prime @ Sterling Springs

date of the sale. The proceeds from any such disposition, less any and all expenses connected with the taking of possession, holding, and selling of the property (including reasonable attorney's fees and legal expenses), shall be applied as a credit against the indebtedness secured by the security interest granted in this paragraph. Any surplus shall be paid to Tenant or as otherwise required by law, and the Tenant shall pay any deficiencies forthwith. Upon request by Landlord, Tenant agrees to execute and deliver to Property Owner a financing statement in form sufficient to perfect the security interest of Property Owner in the aforementioned property and proceeds thereof under the provisions of the Uniform Commercial Code in force in this state. Any statutory lien for rent is not hereby waived, the security interest herein granted being in addition and supplementary thereto.

**22. QUIET ENJOYMENT.** Landlord represents and covenants that it has full right, power, and authority to make this lease and that Tenant, upon the payment of the rentals and performing the covenants on Tenant's part to be performed hereunder, shall and may peaceably and quietly have, hold and enjoy the demised premises during the term hereof and any extensions thereof, free from interference or disturbance from Landlord, but subject to the terms and conditions of this lease. Property owner agrees to make reasonable efforts to protect Tenant from interference or disturbance by other tenants or third persons; however, Property owner shall not be liable for any such interference or disturbance, nor shall Tenant be released from any of the obligations of this lease because of such interference or disturbance.

**23. NOTICES.** Each provision of this lease, or of any applicable governmental law's ordinances, regulations, and other requirements with reference to the sending, mailing, or delivery of any notice, or with reference to the making of any payment by Tenant to Landlord, shall be deemed to be complied with when and if the following steps are taken:

(a) All rent and other payments required to be made by Tenant to Landlord shall be received by Property Owner at the address herein below set forth, or at such other address as Property Owner may specify from time to time by written notice delivered in accordance herewith.

(b) Any notice or document required to be delivered hereunder shall be deemed to be delivered when deposited in the United States mail, postage pre-paid, certified, or registered mail, (with or without return receipt requested), addressed to the parties hereto at the respective addresses set out opposite their names below or at such other address as they have theretofore specified by written notice delivered in accordance herewith:

**24. FORCE MAJEURE.** In the event the Landlord shall be delayed, hindered in, or prevented from the performance of any act required hereunder by reason of strikes, lockouts, labor troubles, inability to procure materials, failure of power, unavailability of utility service, restrictive governmental laws or regulations, riots, insurrections the act, the failure to act, or default of another party, war, or any other reason beyond Landlord's control, then performance of such act shall be excused for the period of the delay, and the period of the performance of any such act shall be extended for a period equivalent to the period of such delay.

**25. SEPARABILITY.** If any clause or provision of this lease is illegal, invalid or unenforceable under present or future laws effective during the term of this lease, then and in that event, it is the intention of the parties hereto that the remainder of this lease shall not be affected thereby, and it is also the intention of the parties to this lease that in lieu of each clause or provision of this lease that is illegal, invalid or unenforceable, there be added as a part of this lease a clause or provision as similar in terms to such illegal, invalid, or unenforceable clause or provision as may be possible and be legal, valid and enforceable.

## 141 Prime @ Sterling Springs

26. **NO PERSONAL LIABILITY.** Anything in this lease to the contrary notwithstanding, Tenant agrees it will look solely to the estate and property of the Landlord in the Building of which the demised premises are a part, for the collection of any judgment (or other judicial process) requiring the payment of money by Landlord in the event of any default or breach by Landlord with respect to any of the terms, covenants and conditions of this Lease to be observed and/or performed by Landlord, and no other property or assets of the Landlord shall be subject to levy, execution or other procedures for the satisfaction of Tenants remedies.

27. **AMENDMENTS; BINDING EFFECT.** This lease may not be altered, changed, or amended, except by instrument in writing signed by both parties hereto. The terms, provisions, covenants, and conditions contained in this lease shall apply to, insure to the benefit of, and be binding upon the parties hereto, and upon their respective successors in interest and legal representatives, except as otherwise herein expressly provided.

28. **GENDER.** Words of any gender used in this lease shall be held and construed to include any other gender, and words in the singular number shall be held to include the plural, unless the context otherwise requires.

29. **CAPTIONS.** The captions contained in this lease are for convenience of reference only, and in no way limit or enlarge the terms and conditions of this lease.

30. **SUBORDINATION.** This lease shall be subject and subordinate at all times to the lien of existing mortgages deeds of trust and financing statements on the demised premises or the building and of mortgages, deeds of trust and financing statements which hereinafter may be made a lien on such property, also any renewal, modification, consolidation, or replacement or extension of any such existing or future mortgages, deeds of trust and financing statements.

31. **MECHANICS LIENS.** In no event shall Tenant allow any mechanics or other lien to exist against the demised premises. Tenant shall discharge or remove any such lien by bonding or otherwise promptly on notice by the Property Owner to do so. No provisions of this lease shall be construed as to constitute Tenant as the agent of or authorized to act for Landlord in doing any repairs, alterations, construction or any other kind of work on the demised premises and any person doing work upon or furnishing materials to or for such work shall look only to Tenant and the Tenant's interest in the demised premises for payment, therefore.

32. **WAIVER OF SUBROGATION.** Landlord and Tenant mutually agree to waive any right of subrogation which they may have against one another for any losses paid to them on any insurance policy or policies continued or in Connection with the demised premises or the building to the extent permitted by the terms of such policy or policies.

33. **RELOCATION.** If the Landlord should have need of the demised premises during the term of this lease, it is understood and agreed that the Landlord, at the Landlord's expense, may relocate the Tenant elsewhere in the building. In the event of such relocation the premises provided the Tenant shall be finished out in a condition reasonably comparable with the original space.

34. **RECORDING.** This lease shall not be recorded without Landlord's written consent.

141 Prime @ Sterling Springs

WITNESS, the signature of the parties hereto in multiple copies, this 8th day of  
April, AD 2026.

TENANT:

By: 

President

141 Prime @ Sterling Springs

LANDLORD:

By: 

Shannon Kee



### Signature List

|                   |   |            |
|-------------------|---|------------|
| AGEE SUSAN        | 105 JESSICA LANE, BROOKLAND, AR 72417       | 8705301609 |
| ALEXANDER CARRIE  | 4800 RESERVE BLVD D12, JONESBORO, AR 72405  | 8702191825 |
| AMICK KRISTEN     | 299 CR 4242, JONESBORO, AR 72404            | 8709308316 |
| BALTZ JOE         | 176 CR 7455, JONESBORO, AR 72405            | 8702191975 |
| BARNETT MATTHEW   | 301 WINDOVER ROAD, JONESBORO, AR 72401      | 8702832196 |
| BARRETT TIFFANY   | 429 WILDWOOD POINT, JONESBORO, AR 72404     | 8709265451 |
| BARTLET JOYLYN    | 328 CR 751, JONESBORO, AR 72405             | 8709951229 |
| BARTLETT MALLORY  | 4322 KNOLLCREST SR. , JONESBORO, AR 72404   | 8176737866 |
| BENTLEY SHANNON   | 3305 WINGED FOOT COVE, JONESBORO, AR 72405  | 8703405100 |
| BERRY AMANDA      | 3378 CR 945, BROOKLAND, AR 72417            | 8708100403 |
| BOOK VICTORIA     | 1500 HWY 18 , LAKE CITY, 72437              | 8702197510 |
| BREGY HARRISON    | 1204 LAYMAN DR., JONESBORO, AR 72404        | 8708971438 |
| BROWN MORGAN      | 57 EVERETT BOLTON LANE, BROOKLAND, AR 72417 | 8702736977 |
| BURNSIDE GARY     | 4716 INVERNESS RUN, JONESBORO, AR 72405     | 8702431825 |
| BUTLER DAVID      | 201 CONSTITUTION DR. JONESBORO, AR 72401    | 8702734637 |
| CARLOW JORDAN     | 505 JILL DR., JONESBORO, AR 72404           | 8709263346 |
| CASEY KERAGAN     | 4310 MAKALA LANE #376, JONESBORO, AR 72404  | 8705304416 |
| CASEY MORGAN      | 4209 CLUBHOUSE DR., JONESBORO, AR 72401     | 8705304485 |
| CLARK TALEENA     | 6604 EVAN COVE, JONESBORO, AR 72404         | 8709262517 |
| CLOSSAN JEFFREY   | 5920 NEWCAWSTLE DR., JONESBORO, AR 72405    | 8707611721 |
| CLOSSAN JORDAN    | 5202 RESERVE BLVD., JONESBORO, AR 72405     | 8705305624 |
| COCKRELL SUMMER   | 1711 ARCH ST. #14C, JONESBORO, AR 72401     | 8702758857 |
| COHEN JEREMY      | 1605 LEAF COVE, JONESBORO, AR 72401         | 8709743188 |
| COLE GRANT        | 1009 COBB ST., JONESBORO, AR 72401          | 5732810712 |
| COLEMAN ERIN      | 1207 4TH ST. #A , LAKE CITY, AR 72437       | 8709174016 |
| COLLIER KATIE     | 4860 GREGORY DR., JONESBORO, AR 72405       | 8705307779 |
| COLLIER TAMMY     | 112 DENNIS ST., LAKE CITY, AR 72437         | 8702736372 |
| COOK MERREDITH    | 112 GRAYSON, JONESBORO, AR 72404            | 8709194425 |
| COOPER LYNN       | 2201 BRYNEWOOD, JONESBORO, AR 72404         | 8702192497 |
| CRAIG BRIDGETTE   | 4602 CLUBHOUSE DR., JONESBORO, AR 72405     | 8709181715 |
| CRAWFORD JARRED   | 709 JILL DR., JONESBORO, AR 72404           | 8708220210 |
| CUMONS NATASSIA   | 307 N. BERNIS ST. #1, BROOKLAND, AR 72417   | 8706048735 |
| CUNNINGHAM SUNNIE | 2812 GLENWOOD COVE, JONESBORO, AR 72401     | 8706374180 |
| DAVIS ANGEL       | 909 GLOUCETER DR., JONESBORO, AR 72401      | 8708199195 |
| DAVIS BRAD        | 4424 LOCHMOOR CIR., JONESBORO, AR 72405     | 8702435842 |
| DAVIS MELANIE     | 3100 PRESTWICK CIR., JONESBORO, AR 72405    | 8708979884 |
| DAVIS TONY        | 209 HWY 49B, BROOKLAND, AR 72417            | 8708681367 |

|                    |  |                    |
|--------------------|--|--------------------|
| DAWSON SHANNON     | 905 JONATHON DR., JONESBORO, AR 72405      | 8705309151         |
| DAY KIM            | 2209 WAYNESBORO, JONESBORO, AR 72404       | 8702752402         |
| DAY SHELBY         | 4117 CHAPEL HILL DR., JONESBORO, AR 72404  | 8709268305         |
| DEAREN EASON       | 3368 CR 745, JONESBORO, AR 72405           | 8709264666         |
| DENISTON MELISSA   | 316 ALBANY DRIVE, JONESBORO, AR 72404      | 8709338590         |
| DOZIER MADELYN     | 908 LEAWOOD COURT, JONESBORO, AR 72404     | 8704763698         |
| FENDER CIARA       | 1519 CHARLES DR., JONESBORO, AR 72405      | 8705863132         |
| FERGUSON JENNIFER  | 767 CR 620, JONESBORO, AR 72404            | 8705308162         |
| FIELDS JONATHAN    | 1003 NEVILLE ST., JONESBORO, AR 72401      | 8708667048         |
| FLEMING TAYLOR     | 1401 JORDAN ST., LAKE CITY, AR 72437       | 8705304794         |
| FOSTER BRIAN       | 1024 VILLA, JONESBORO, AR 72405            | 9018490530         |
| FREGO JON          | 911 LAKE CREST DR., JONESBORO, AR 72405    | 8707614088         |
| FURNISH MARGARET   | 161 CR 4241, JONESBORO, AR 72404           | 8709264674         |
| GEORGE ABBEIGH     | 1007 CHESETNUT ST., JONESBORO, AR 72401    | 8702739909         |
| GLASCO KELLEY      | 1815 ELLEN DRIVE. JONESBORO, AR 72404      | 8708971988         |
| GOFF JESSICA       | 6040 WISTERIA LANE, JONESBORO, AR 72404    | 8707618055         |
| GRAHAM JENNY       | 4604 CLUBHOUSE DR., JONESBORO, AR 72405    | 9016016621         |
| GRIFFIN DEVON      | 508 MAUMELLE ST., LAKE CITY, AR 72437      | 8707615756         |
| HAILEY CLIFTON     | 965 CR 7285 , JONESBORO, AR 72401          | 8702197232 OFFICER |
| HALL TIFFANY       | 1105 W. NETTLETON, JONESBORO, AR 72401     | 8706669675         |
| HAMMETT CAROLE     | 966 CR 763, BROOKLAND, AR 72417            | 8703516531         |
| HAMPTON LACEE      | 6513 MERRELL DR., JONESBORO, AR 72404      | 8709192494         |
| HANCOCK DEREK      | 2761 CR 759, JONESBORO, AR 72405           | 5013597633         |
| HARGROVE KATHY     | 3604 MARZEE ANN, JONESBORO, AR 72401       | 8702430947         |
| HARRIS ANNE        | 6416 STADIUM BLVD, JONESOBOR, AR 72404     | 8707060204         |
| HART DANA          | 3407 BOLT BLVD, JONESBORO, AR 72405        | 9702190324         |
| HASKINS JANA       | 4201 CHULA DR., JONESBORO, AR 72405        | 8705309228         |
| HAYS KELLY         | 394 CR 781, JONESBORO, AR 72405            | 8702844810         |
| HERROLD NICOLE     | 107 RIVERCREST DR., BROOKLAND, AR 72417    | 9018279065         |
| HOLLAND SAM        | 4704 INVERNESS RUN, JONESBORO, AR 72405    | 8702437916         |
| HOPKINS HAYDEN     | 2307 GLENWOOD DR., JONESBORO, AR 72401     | 8709192078         |
| HOWARD CHARLOTTE   | 2305 RUSHER LANE, JONESBORO, AR 72404      | 8709193081         |
| HOWARD DON         | 2486 CR 757, JONESBORO, AR 72405           | 8709265851         |
| HUCKABY RANDILYNE  | 3117 PRESTWICK CIRCLE, JONESBORO, AR 72405 | 8702190601         |
| HUDSON KIRSTEN     | 212 REDWOOD DR. APT A, BONO, AR 72416      | 8702061766         |
| HYDRICK BOBBI      | 1204 THRUSH RD., JONESBORO, AR 72401       | 8702272605         |
| IDOL ALEXIS        | 4753 CR 745, JONESBORO, AR 72405           | 8705655610         |
| ISHMAEL AL         | 2618 N. MAIN ST., JONESBORO, AR 72401      | 8709720112         |
| ISHMAEL LOUISE     | 1194 CR 307, JONESBORO, AR 72401           | 8704506224         |
| JANSEN MONICA      | 915 ARROWHEAD FARM RD, JONESBORO, AR 72401 | 8709262638         |
| JESSUP DYLAN       | 1405 PAMELA DR., LAKE CITY, AR 72437       | 8702197510         |
| JULIAN THOMAS      | 1226 OAK MEADOW BLVD., JONESBORO, AR 72401 | 8702735122         |
| JUNKERSFIELD LAURA | 5205 MT. CARMEL RD., JONESBORO, AR 72404   | 8709262338         |
| KEE ELAINE         | 416 CR 728, JONESBORO, AR 72405            | 8707610004 OFFICER |

|                    |  |                    |
|--------------------|--|--------------------|
| KEE MIKE           | 276 CR 773, JONESBORO, AR 72401              | 8708029333         |
| KEE SHANNON        | 416 CR 728, JONESBORO, AR 72405              | 8707610496 OFFICER |
| KEITH KARA         | 1104 THRUSH RD, JONESOBORO, AR 72401         | 5018605081         |
| KIRBY BRYAN        | 4316 CLUBHOUSE DR., JONESBORO, AR 72405      | 8702195124         |
| KRZTON GINA        | 4108 STOKE DR., JONESBORO, AR 72405          | 8705657883         |
| LASSEN KAYLA       | 109 OAK MEADOW CIR., BROOKLAND, AR 72417     | 8705304795         |
| LOIACANO OLIVIA    | 217 EAST ST., JONESBORO, AR 72401            | 8709192377         |
| LONG CARY          | 2315 NEELY RD., JONESBORO, AR 72404          | 8705327113         |
| MADISON JONATHAN   | 205 CODY LANE, BROOKLAND, AR 72417           | 8708970668         |
| MARTILLO SIMON     | 723 LOCUST DR., JONESBORO, AR 72401          | 8705250866         |
| MARTIN TOM         | 5004 HWY 351, JONESBORO, AR 72405            | 8702198286         |
| MATHEWS CHRIS      | 325 SAVANNAH DRIVE, JONESBORO, AR 72404      | 8704085018         |
| MATTIX SUSAN       | 4408 SUMMIT RIDGE, JONESBORO, AR 72404       | 8709267069         |
| MAYNARD TERI       | 5111 CR 745, JONESBORO, AR 72405             | 8709266297         |
| MCCOLE JONATHAN    | 566 CR 338, JONESBORO, AR 72401              | 8708727080         |
| MCCOLLUM LISA      | 4017 SAGE MEADOW BLVD, JONESBORO, AR 72405   | 8702199866         |
| MCDONALD ALI       | 460 CR 714, JONESBORO, AR 72405              | 8702435762         |
| MCGINNIS HANNAH    | 616 DOGWOOD LANE, JONESBORO, AR 72401        | 8702199313         |
| MCGINNIS JEREMY    | 307 WATERTREE DR., JONESBORO, AR 72401       | 8705305614         |
| MEADOWS ASHLEY     | 535 CR 793 BROOKLAND, AR 72417               | 8709197651         |
| MEADOWS MICHAEL    | 3663 E. PARKER ROAD, JONESBORO, AR 72401     | 8709190960         |
| MEADOWS RICK       | PO BOX 16597 JONESBORO, AR 72403             | 8709196310         |
| MIROCKE ANDREW     | 6509 JULIA LANE, JONESBORO, AR 72404         | 8162699429         |
| MUNAR JEREMY       | 207 CR 7457, JONESBORO, AR 72405             | 8708970772         |
| MURPHY JACE        | 2112 OAK MEADOR COVE, JONESBORO, AR 72401    | 8703163067         |
| MYER ASHLEY        | 5820 NEWCASTLE DR., JONESBORO, AR 72405      | 8705656902         |
| NALANG JERVAN      | 1008 HALTOM ST. APT.3, JONESBORO, AR 72401   | 8705589995         |
| NOELL ETHAN        | 3675 HWY 91 W., JONESBORO, AR 72404          | 8702751416         |
| OLICIA JO-ANN G.   | 2505 JUDES WAY, JONESBORO, AR 72404          | 8705588044         |
| ONSTEAD CASEY      | 5252 S. CULBERHOUSE RD., JONESBORO, AR 72404 | 4794229952         |
| OSMENT VICTORIA    | 122 SAMANTHA DR., BROOKLAND, AR 72417        | 8702404009         |
| PAK WILL           | 73 CR 303 JONESBORO, AR 72401                | 8707183453         |
| PEARSON TRACY      | 802 N. CARAWAY ROAD, JONESBORO, AR 72401     | 8702193503         |
| PETERSEN GRACE     | 577 CR 728, JONESBORO, AR 72405              | 8707617687         |
| POE SUMMER         | 4988 ABERDEEN DR., JONESBORO, AR 72405       | 8702199939         |
| POOL BILLY         | 4716 WINGED FOOT, JONESBORO, AR 72405        | 8709197665         |
| PORTER PATRICIA    | 2103 SWEET GUM DR., JONESBORO, AR 72401      | 8705300655         |
| POSTLEWAIT HAYLEY  | 2201 RICH COVE, JONESBORO, AR 72401          | 8705143712         |
| PUCKEDTT ASHLEY    | 108 LEONARD DR., BONO, AR 72416              | 8707186568         |
| JEFF RADER         | 3901 NEW POND HILL DR., JONESBORO, AR 72405  | 8709466149         |
| RAINWATER ASHLEIGH | 5614 GREENBROOK COVE, JONESBORO, AR 72404    | 8709264367         |
| RAINWATER SUSAN    | 1603 LOBERG LANE, JONESBORO, AR 72401        | 8707618000         |
| REDDICK JORDAN     | 3001 BERKSHIRE COVE, JONESBORO, AR 72405     | 8707619200         |
| SALDANA JUAN       | 1611 AUBURN PLACE, JONESBORO, AR 72401       | 8705209848         |

|                      |   |            |
|----------------------|---|------------|
| SANTOS KARLA DE LOS  | 745 LOCUST DR., JONESBORO, AR 72401         | 8705589350 |
| SANTOS MANUEL DE LOS | 1507 WOODFIELD ST., JONESBORO, AR 72401     | 8705305090 |
| SEXTON BILLY         | 4701 LOCHMOOR CIR., JONESBORO, AR 72405     | 8708974196 |
| SIEBERT RHEANNA      | 470 CR 338, JONESBORO, AR 72401             | 8705954508 |
| SMITH ASHTON         | 4310 MAKALA LANE #296, JONESBORO, AR 72404  | 8709194237 |
| SMITH ASHTON         | 701 PYLAND ST., LAKE CITY, AR 72437         | 5733440212 |
| SMITH JUDY           | 1404 MILLER STREET, LAKE CITY, AR 72437     | 8709269758 |
| SPARROD CALVIN       | 4804 INVERNESS RUN., JONESBORO, AR 72405    | 8702191488 |
| STEELE JOELY         | 5244 PROSPECT TRAIL, JONESBORO, AR 72405    | 4796923327 |
| SUTTON ABBEY         | 2914 SIERRA COURT, JONESBORO, AR 72404      | 8705301868 |
| SWINDLE KENNY        | 1702 PARAGOULD DR., JONESBORO, AR 72401     | 8707615809 |
| TEDDER CALI          | 1516 HILLSIDE DR., JONESBORO, AR 72401      | 8709267427 |
| THOMAS CAMILLE       | 260 WOLF DEN, JONESBORO, AR 72405           | 8707760881 |
| THOMAS KEITH         | 4635 CLUBHOUSE DR., JONESBORO, AR 72405     | 8702436585 |
| THOMAS MAKENZIE      | 206 N. HUNTER, JONESBORO, AR 72401          | 8702534102 |
| THOMPSON CHELSEA     | 3510 BIG CREEK COVE, JONESBORO, AR 72404    | 8708383905 |
| THROGMARTIN JIM      | 1425B HAVEN ST., JONESBORO, AR 72401        | 8709264611 |
| TINKER LANNY         | 3924 NEW POND HILL DR., JONESBORO, AR 72405 | 8707591355 |
| TUCKER TRACY         | 102 DALLAS AVE., CARAWAY, AR 72419          | 8708974551 |
| TURLEY MIKE          | 4206 ROYAL OAK, JONESBORO, AR 72405         | 8702193626 |
| TURNER CHRISTINA     | 102 JANIS DR., BROOKLAND, AR 72417          | 8707611633 |
| VIALA CHRIS          | 4417 LOCHMOOR CIR., JONESBORO, AR 72405     | 8702730719 |
| VOLNER JORDAN        | 3500 WESTERN GALES, JONESBORO, AR 72405     | 8708979866 |
| WADDELL CHAD         | 4631 CLUBHOUSE DR., JONESBORO, AR 72405     | 8709720489 |
| WALLACE ALANNAH      | 94 CR 466, JONESBORO, AR 72404              | 8704560570 |
| WALLACE MEAGAN       | 4110 PEACHTREE AVE., JONESBORO, AR 72405    | 8705032838 |
| WALLER ABBY          | 123 CONSTITUTION DR., JONESBORO, AR 72401   | 8703589098 |
| WALTERS STEVE        | 410 E. LAWSON RD, JONESBORO, AR 72404       | 8708575816 |
| WHEELEY SR. CLIFTON  | 2210 COUNTRYVIEW CREEK, JONESBORO, AR 72404 | 8707617865 |
| WHEELEY SR. CLIFTON  | 4600 PLYMOUTH ST., JONESBORO, AR 72405      | 8709196099 |
| WHITE HANNAH         | 3840 HWY 163, JONESBORO, AR 72404           | 8702171216 |
| WHITE STEVE          | 103 ROSE STREET, JONESBORO, AR 72401        | 8708386328 |
| WHITE TERRY          | 5005 ABERDEEN RD., JONESBORO, AR 72405      | 8702437916 |
| WHITLOCK MATT        | 588 CR 7285, JONESBORO, AR 72405            | 5737173684 |
| WILLIAMS SUSAN       | PO BOX 432, BROOKLAND, AR 72417             | 8702192807 |
| WILKERSON DAKOTA     | 293 CR 350 BONO, AR 72416                   | 8708103340 |
| WILLIAMS ALEXIS      | 2108 QUARRY COVE, JONESBORO, AR 72404       | 8705303795 |
| WILLIAMS ALEXIS      | 4110 CORNERSTONE DR., JONESBORO, AR 72405   | 8705300740 |
| WILSON JOSH          | 3304 MUIRFIELD COVE, JONESBORO, AR 72405    | 8708165247 |
| WILSON JUSTIN        | 30 CR 7280, JONESBORO, AR 72405             | 5019935561 |
| WINSTEAD RACHEL      | 2104 QUARRY COVE, JONESBORO, AR 72404       | 8702272423 |
| WOODRUFF GLADYS      | 2022 PENWOOD COVE, JONESBORO, AR 72401      | 8702738576 |
| WYATT TANJA          | 4423 CR 745, JONESBORO, AR 72405            | 8703161860 |
| WYATT THAD           | 3629 BLUERIDGE CIR. JONESBORO, AR 72401     | 8707610616 |

# 141 Prime @ Sterling Springs

## Starters

**Shrimp Cocktail** – Served with cocktail & remoulade sauces. \$17.50

**Oysters Rockefeller** ½ dozen – Baked oysters with spinach & parmesan. \$25.00

**Fried Mozzarella** – Served with marinara and ranch. \$8.50

**Spinach and Artichoke Dip** – Served with warm tortillas. \$12.50

**Firecracker Shrimp** – Lightly fried popcorn shrimp tossed in a spicy remoulade sauce. \$14.00

**Stuffed Mushrooms** – Stuffed with lumped crabmeat and Monterrey Jack cheese. \$12.00

**Boiled Shrimp** – Served hot or cold 1 lb \$18.00

## Soups & Salads

**Lobster Bisque** \$16.00

**Gumbo** – Chicken & smoked sausage  
Cup \$5.00 Bowl \$9.00

**Red Beans & Rice**

Cup \$6.00 Bowl – served with toast. \$12.00

**141 Prime Wedge Salad** – Red onion, bacon, tomatoes & bleu cheese dressing. \$12.00

**Caesar Salad** \$8.00

Add chicken \$2.00 Add steak \$5.00

**House Salad** \$4.00

Ranch, Thousand island, Italian, Ceaser, Raspberry Vinaigrette, Bleu Cheese, Wine and Cheese

## Steaks, Chops & More

**Bone-in Ribeye** – 16oz. \$40.00

**Certified Angus Ribeye** – 8oz. \$22.00

**New York Strip** – 12oz. \$27.00

**Filet Mignon** – 6oz. \$28.00

**Aged Sirloin** – 8oz. \$17.00

Steak toppers: Creamy garlic shrimp \$6.00

Sauteed lobster \$8.00

**Bone-in Pork Chop** \$18.00

**Braised Short Rib** \$23.00

## Entrees

**Pan-Seared Blacken Salmon** \$18.00

**Shrimp & Grits** \$23.00

**Loaded Chicken** – topped w/ bacon, sweet peppers, onions & monterey jack cheese \$16.00

**Gulf Coast Catfish** \$14.00

**Tuscan Chicken Pasta** – linguine, grilled chicken, spinach in an alfredo sauce. \$22.00

**Cajun Shrimp Alfredo** – Sauteed shrimp with peppers, tomatoes and onions tossed in a creamy cajun alfredo over linguine. \$23.50

**\*\* All entrees served with two sides except for the pasta dishes. \*\***

**\*\*The above selections are served with two sides\*\***

## Sandwiches

**141 Prime Burger** - Grilled steak burger with sauteed onions with cheddar and swiss cheeses.

\$11.00

**Prime Rib Sandwich** - Slow roasted prime ribeye topped with swiss cheese on a hoagie bun.

\$13.00

**Grilled Chicken Sandwich** - Grilled chicken breast with sauteed peppers, onions and American cheese on a hoagie bun. \$10.00

\*\* All sandwiches served with one side. \*\*

## Kids Menu

**Chicken Nuggets w/ fries.** \$5.00

**Grilled Cheese Sandwich w/ fries** \$4.00

**Burger Sliders w/ fries** \$6.50

**Cheese Quesadilla w/ fries** \$4.50

## Sides

French fries, Baked potato, garlic mashed potatoes, Sauteed green beans, Dirty rice, Sweet potato, Asparagus, Brussel sprouts, M n Cheese

## Desserts

**Strawberry Cake** \$5.00

**New York Cheesecake** \$6.00

**Hot Fudge Brownie A La Mode** \$6.5

## Beverages

Coke, Diet Coke, Sprite, Dr. Pepper, Mt. Dew, Lemonade \$2.00

Tea - Sweet/Unsweet \$2.00

Coffee \$2.00

**141 PRIME**

at Sterling Springs

An ordinance revising appropriated monies from the county budget monies and appropriating additional monies from unappropriated monies, for operating of the various offices, departments and agencies of the county, and for paying those obligations of the county which must be paid from the county budget monies.

Be it ordained by the Quorum Court of Craighead County, Arkansas:

Section 1. That there are unappropriated reserve monies that can be appropriated into the 2025 budget, as well as additional monies in some departments/offices/funds that can be transferred to other departments/offices/funds in order to balance the budget.

Section 2. It has come to the attention of the court that some additional unappropriated monies may need to be appropriated into the 2025 budget and transfer of department monies within the budget need to be made in order to reconcile the 2025 budget year.

Section 3. That some special revenue stand-alone funds received monies above anticipated revenues and were disbursed by the County Treasurer direct to the receiving agencies, and additional appropriations are needed to balance these funds. Additionally, some stand-alone special funds have been spent above the initial appropriated amounts and these funds have additional unappropriated monies that can be appropriated to balance these funds.

Section 4. There are hereby appropriated/redistributed from the departments/funds listed below, monies to be transferred and redistributed as described, for the office, department, fund, agency of purpose so indicated. These appropriations/redistributions constitute the county budget for the calendar year 2025.

| Fund Dept | Office/Dept      | Act      | Descript                                  | Old          | Change       | New          | Old          | Change   | New          |
|-----------|------------------|----------|---|--------------|--------------|--------------|--------------|----------|--------------|
| 1000      | 100 County Judge |          |   |              |              |              | \$533,575.59 | \$742.79 | \$534,318.38 |
|           |                  | 100-1001 | Salaries                                  | \$325,838.55 | -\$11,030.33 | \$314,808.22 |              |          |              |
|           |                  | 100-1005 | Overtime & Other Comp(Holiday)            | \$0.00       | \$0.00       | \$0.00       |              |          |              |
|           |                  | 100-1006 | Social Security Match                     | \$24,926.65  | -\$1,786.22  | \$23,140.43  |              |          |              |
|           |                  | 100-1007 | Retirement Match                          | \$49,918.47  | -\$513.12    | \$49,405.35  |              |          |              |
|           |                  | 100-1009 | Health Insurance Match                    | \$32,115.18  | -\$5,621.22  | \$26,493.96  |              |          |              |
|           |                  | 100-1010 | Workmen's Compensation                    | \$553.59     | -\$30.00     | \$523.59     |              |          |              |
|           |                  | 100-1011 | Unemployment Compensation                 | \$1,152.00   | -\$1,082.00  | \$70.00      |              |          |              |
|           |                  | 100-1012 | Other Fringe Benefits(Including Health Ir | \$250.00     | \$0.00       | \$250.00     |              |          |              |
|           |                  | 100-1016 | Life Insurance                            | \$100.00     | \$15.44      | \$115.44     |              |          |              |
|           |                  | 100-1017 | Vacation-Personal Time Buyback            | \$1,000.00   | \$166.54     | \$1,166.54   |              |          |              |
|           |                  | 100-1018 | Health Insurance Reimbursement            | \$250.00     | \$4,263.52   | \$4,513.52   |              |          |              |
|           |                  | 100-2001 | General Supplies(consumed or altered)     | \$2,500.00   | \$736.52     | \$3,236.52   |              |          |              |
|           |                  | 100-2002 | Small Equipment(Less than capitalization) | \$3,000.00   | -\$3,000.00  | \$0.00       |              |          |              |
|           |                  | 100-2007 | Fuel,Oil,Lubricants                       | \$5,000.00   | \$1,134.57   | \$6,134.57   |              |          |              |
|           |                  | 100-2024 | Maintenance & Service Contracts           | \$500.00     | -\$500.00    | \$0.00       |              |          |              |
|           |                  | 100-2029 | Small Tools(Less than Capitalization)     | \$10.00      | -\$10.00     | \$0.00       |              |          |              |
|           |                  | 100-3001 | Accounting & Auditing(Fed OMB)            | \$10.00      | -\$10.00     | \$0.00       |              |          |              |
|           |                  | 100-3005 | Special Legal                             | \$9,000.00   | \$2,746.00   | \$11,746.00  |              |          |              |
|           |                  | 100-3009 | Other Professional Services               | \$40,000.00  | \$22,910.13  | \$62,910.13  |              |          |              |
|           |                  | 100-3020 | Telephone & Fax-Landline                  | \$5,000.00   | -\$4,513.08  | \$486.92     |              |          |              |
|           |                  | 100-3021 | Postage                                   | \$800.00     | -\$543.45    | \$256.55     |              |          |              |
|           |                  | 100-3022 | Cell Phones & Pagers                      | \$1,500.00   | \$317.22     | \$1,817.22   |              |          |              |
|           |                  | 100-3023 | Internet Connection                       | \$10.00      | -\$10.00     | \$0.00       |              |          |              |
|           |                  | 100-3030 | Travel                                    | \$1,000.00   | -\$871.89    | \$128.11     |              |          |              |
|           |                  | 100-3040 | Advertising & Publication                 | \$6,200.00   | -\$6,122.00  | \$78.00      |              |          |              |
|           |                  | 100-3050 | Official & Deputy Bond                    | \$9.00       | -\$9.00      | \$0.00       |              |          |              |
|           |                  | 100-3052 | Fire & Extended Coverage                  | \$4,041.94   | \$0.00       | \$4,041.94   |              |          |              |
|           |                  | 100-3055 | General Liability E.O.                    | \$1,180.21   | \$0.00       | \$1,180.21   |              |          |              |
|           |                  | 100-3060 | Utilities-Electricity                     | \$7,000.00   | \$1,243.61   | \$8,243.61   |              |          |              |
|           |                  | 100-3061 | Utilities-Gas                             | \$500.00     | -\$287.21    | \$212.79     |              |          |              |
|           |                  | 100-3073 | Lease Mach & Equip(Incl copier)           | \$3,500.00   | \$692.60     | \$4,192.60   |              |          |              |

| Fund Dept | Office/Dept              | Act      | Descript                                  | Old          | Change       | New          | Old            | Change | New            |
|-----------|--------------------------|----------|---|--------------|--------------|--------------|----------------|--------|----------------|
|           |                          | 100-3090 | Dues-Memberships-Subscriptions            | \$1,200.00   | \$1,407.48   | \$2,607.48   |                |        |                |
|           |                          | 100-3094 | Meals & Lodging                           | \$2,000.00   | \$20.33      | \$2,020.33   |                |        |                |
|           |                          | 100-3100 | Other Miscellaneous                       | \$1,000.00   | \$1,516.49   | \$2,516.49   |                |        |                |
|           |                          | 100-3101 | Training & Education                      | \$1,500.00   | -\$780.00    | \$720.00     |                |        |                |
|           |                          | 100-3102 | Comp Software/Sup/Maint/Recov             | \$1,000.00   | \$301.86     | \$1,301.86   |                |        |                |
|           |                          | 100-4004 | Machinery & Equipment                     | \$10.00      | -\$10.00     | \$0.00       |                |        |                |
|           |                          |          |   |              | \$742.79     |              |                |        |                |
| 1000      | 101 County Clerk         |          |   |              |              |              | \$744,182.12   | \$0.00 | \$744,182.12   |
|           |                          | 101-1003 | Extra Help(Early Vote Workers)(Poll Wo    | \$25,000.00  | -\$11,472.98 | \$13,527.02  |                |        |                |
|           |                          | 101-1016 | Life Insurance                            | \$100.00     | \$86.03      | \$186.03     |                |        |                |
|           |                          | 101-1017 | Vacation-Personal Time Buyback            | \$1,000.00   | \$9,252.34   | \$10,252.34  |                |        |                |
|           |                          | 101-1018 | Health Insurance Reimbursement            | \$400.00     | \$155.00     | \$555.00     |                |        |                |
|           |                          | 101-2001 | General Supplies(consumed or altered)     | \$4,000.00   | \$942.99     | \$4,942.99   |                |        |                |
|           |                          | 101-2002 | Small Equipment(Less than capitalization) | \$0.00       | \$0.00       | \$0.00       |                |        |                |
|           |                          | 101-3001 | Accounting & Auditing                     | \$0.00       | \$0.00       | \$0.00       |                |        |                |
|           |                          | 101-3005 | Special Legal                             | \$500.00     | \$740.00     | \$1,240.00   |                |        |                |
|           |                          | 101-3061 | Utilities-Gas                             | \$1,000.00   | \$296.62     | \$1,296.62   |                |        |                |
|           |                          |          |   |              | \$0.00       |              |                |        |                |
| 1000      | 103 Treasurer            |          |   |              |              |              | \$234,206.62   | \$0.00 | \$234,206.62   |
|           |                          | 103-1007 | Retirement Match                          | \$23,365.57  | \$1,842.71   | \$25,208.28  |                |        |                |
|           |                          | 103-1012 | Other Fringe Benefits(Including Health Ir | \$100.00     | \$50.00      | \$150.00     |                |        |                |
|           |                          | 103-3009 | Other Professional Services               | \$10.00      | \$130.00     | \$140.00     |                |        |                |
|           |                          | 103-3021 | Postage                                   | \$3,900.00   | -\$2,092.24  | \$1,807.76   |                |        |                |
|           |                          | 103-3061 | Utilities-Gas                             | \$300.00     | \$69.53      | \$369.53     |                |        |                |
|           |                          |          |   |              | \$0.00       |              |                |        |                |
| 1000      | 104 Collector            |          |   |              |              |              | \$511,138.81   | \$0.00 | \$511,138.81   |
|           |                          | 104-1007 | Retirement Match                          | \$45,247.88  | \$579.70     | \$45,827.58  |                |        |                |
|           |                          | 104-1009 | Health Insurance Match                    | \$42,458.15  | -\$10,726.91 | \$31,731.24  |                |        |                |
|           |                          | 104-1016 | Life Insurance                            | \$100.00     | \$23.96      | \$123.96     |                |        |                |
|           |                          | 104-1018 | Health Insurance Reimbursement            | \$250.00     | \$4,222.60   | \$4,472.60   |                |        |                |
|           |                          | 104-2001 | General Supplies(consumed or altered)     | \$3,000.00   | \$241.12     | \$3,241.12   |                |        |                |
|           |                          | 104-2023 | Parts and Repairs                         | \$500.00     | \$135.00     | \$635.00     |                |        |                |
|           |                          | 104-3005 | Special Legal                             | \$1,000.00   | \$2,066.41   | \$3,066.41   |                |        |                |
|           |                          | 104-3021 | Postage                                   | \$37,000.00  | \$2,423.87   | \$39,423.87  |                |        |                |
|           |                          | 104-3060 | Utilities-Electricity                     | \$4,700.00   | \$1,034.25   | \$5,734.25   |                |        |                |
|           |                          |          |   |              | \$0.00       |              |                |        |                |
| 1000      | 105 Assessor             |          |   |              |              |              | \$1,626,983.24 | \$0.00 | \$1,626,983.24 |
|           |                          | 105-1005 | Overtime & Other Comp(Holiday)            | \$3,000.00   | \$500.00     | \$3,500.00   |                |        |                |
|           |                          | 105-1009 | Health Insurance Match                    | \$116,656.67 | -\$11,687.25 | \$104,969.42 |                |        |                |
|           |                          | 105-1016 | Life Insurance                            | \$100.00     | \$259.64     | \$359.64     |                |        |                |
|           |                          | 105-1017 | Vacation-Personal Time Buyback            | \$10.00      | \$3,303.48   | \$3,313.48   |                |        |                |
|           |                          | 105-3021 | Postage                                   | \$365.00     | \$3,286.77   | \$3,651.77   |                |        |                |
|           |                          | 105-3060 | Utilities-Electricity                     | \$8,000.00   | \$4,337.36   | \$12,337.36  |                |        |                |
|           |                          |          |   |              | \$0.00       |              |                |        |                |
| 1000      | 106 Board Equalization   |          |   |              |              |              | \$15,425.82    | \$0.00 | \$15,425.82    |
|           |                          | 106-1010 | Workmen' Compensation                     | \$0.00       | \$0.00       | \$0.00       |                |        |                |
|           |                          |          |   |              | \$0.00       |              |                |        |                |
| 1000      | 107 Quorum Court         |          |   |              |              |              | \$238,016.82   | \$0.00 | \$238,016.82   |
|           |                          | 107-1001 | Salaries                                  | \$174,236.40 | \$2,150.37   | \$176,386.77 |                |        |                |
|           |                          | 107-1009 | Health Insurance Match                    | \$44,628.86  | -\$17,643.24 | \$26,985.62  |                |        |                |
|           |                          | 107-1016 | Life Insurance                            | \$100.00     | \$177.42     | \$277.42     |                |        |                |
|           |                          | 107-1018 | Health Insurance Reimbursement            | \$10.00      | \$15,089.32  | \$15,099.32  |                |        |                |
|           |                          | 107-3094 | Meals & Lodging                           | \$2,000.00   | \$226.13     | \$2,226.13   |                |        |                |
|           |                          |          |   |              | \$0.00       |              |                |        |                |
| 1000      | 108 Building Maintenance |          |   |              |              |              | \$1,025,335.77 | \$0.00 | \$1,025,335.77 |
|           |                          | 108-1001 | Salaries                                  | \$524,123.74 | -\$45,217.02 | \$478,906.72 |                |        |                |
|           |                          | 108-1016 | Life Insurance                            | \$100.00     | \$133.10     | \$233.10     |                |        |                |
|           |                          | 108-1017 | Vacation-Personal Time Buyback            | \$1,000.00   | \$14,208.65  | \$15,208.65  |                |        |                |
|           |                          | 108-1018 | Health Insurance Reimbursement            | \$4,500.00   | \$3,444.00   | \$7,944.00   |                |        |                |
|           |                          | 108-2001 | General Supplies(consumed or altered)     | \$8,000.00   | \$2,443.07   | \$10,443.07  |                |        |                |

| Fund Dept | Office/Dept | Act                                  | Descript                                  | Old          | Change       | New          | Old            | Change      | New            |
|-----------|-------------|--------------------------------------|---|--------------|--------------|--------------|----------------|-------------|----------------|
|           |             | 108-2003                             | Janitorial Supplies                       | \$25,000.00  | \$1,391.80   | \$26,391.80  |                |             |                |
|           |             | 108-2022                             | Plumbing & Electrical                     | \$15,000.00  | \$439.16     | \$15,439.16  |                |             |                |
|           |             | 108-2023                             | Repair Parts                              | \$34,479.00  | \$7,053.41   | \$41,532.41  |                |             |                |
|           |             | 108-2024                             | Maintenance & Service Contracts           | \$22,000.00  | \$8,826.03   | \$30,826.03  |                |             |                |
|           |             | 108-3053                             | Fleet Liability                           | \$1,848.00   | \$714.00     | \$2,562.00   |                |             |                |
|           |             | 108-3060                             | Utilities-Electricity                     | \$7,500.00   | \$2,050.75   | \$9,550.75   |                |             |                |
|           |             | 108-3061                             | Utilities-Gas                             | \$2,500.00   | \$4,136.89   | \$6,636.89   |                |             |                |
|           |             | 108-3102                             | Comp Software/Sup/Maint/Recov             | \$750.00     | \$376.16     | \$1,126.16   |                |             |                |
|           |             |                                      |   |              | \$0.00       |              |                |             |                |
| 1000      | 109         | County Election Commission           |   |              |              |              | \$196,523.81   | \$0.00      | \$196,523.81   |
|           |             | 109-3009                             | Other Professional Services               | \$3,000.00   | \$212.50     | \$3,212.50   |                |             |                |
|           |             | 109-3020                             | Telephone & Fax-Landline                  | \$3,000.00   | \$474.17     | \$3,474.17   |                |             |                |
|           |             | 109-3023                             | Internet Connection                       | \$3,800.00   | \$3,397.42   | \$7,197.42   |                |             |                |
|           |             | 109-3040                             | Advertising & Publication                 | \$17,500.00  | -\$4,084.09  | \$13,415.91  |                |             |                |
|           |             |                                      |   |              | \$0.00       |              |                |             |                |
| 1000      | 110         | County Planning Board (MAPC)         |   |              |              |              | \$15,000.00    | \$0.00      | \$15,000.00    |
|           |             | 110-3004                             | Engineering & Architectural               | \$0.00       | \$0.00       | \$0.00       |                |             |                |
|           |             |                                      |   |              | \$0.00       |              |                |             |                |
| 1000      | 114         | Computer Services                    |   |              |              |              | \$450,802.71   | \$0.00      | \$450,802.71   |
|           |             | 114-2002                             | Small Equipment(Less than capitalization) | \$86,410.00  | -\$16,367.27 | \$70,042.73  |                |             |                |
|           |             | 114-3009                             | Other Professional Services               | \$60,000.00  | \$14,547.50  | \$74,547.50  |                |             |                |
|           |             | 114-3020                             | Telephone & Fax-Landline                  | \$500.00     | \$12.88      | \$512.88     |                |             |                |
|           |             | 114-3022                             | Cell Phones & Pagers                      | \$1,250.00   | \$804.51     | \$2,054.51   |                |             |                |
|           |             | 114-3060                             | Utilities-Electricity                     | \$2,500.00   | \$367.14     | \$2,867.14   |                |             |                |
|           |             | 114-3073                             | Lease Mach & Equip(Incl copier)           | \$1,800.00   | \$635.24     | \$2,435.24   |                |             |                |
|           |             |                                      |   |              | \$0.00       |              |                |             |                |
| 1000      | 117         | Lake City Clerk                      |   |              |              |              | \$10,721.24    | \$2,122.55  | \$12,843.79    |
|           |             | 117-3020                             | Telephone & Fax-Landline                  | \$1,500.00   | -\$767.47    | \$732.53     |                |             |                |
|           |             | 117-3060                             | Utilities-Electricity                     | \$4,300.00   | \$2,520.60   | \$6,820.60   |                |             |                |
|           |             | 117-3061                             | Utilities-Gas                             | \$1,500.00   | \$641.33     | \$2,141.33   |                |             |                |
|           |             | 117-3062                             | Water                                     | \$1,000.00   | -\$186.91    | \$813.09     |                |             |                |
|           |             | 117-3063                             | Waste Disposal                            | \$75.00      | -\$75.00     | \$0.00       |                |             |                |
|           |             | 117-3100                             | Other Miscellaneous                       | \$10.00      | -\$10.00     | \$0.00       |                |             |                |
|           |             |                                      |   |              | \$2,122.55   |              |                |             |                |
| 1000      | 118         | Soil Conservation District           |   |              |              |              | \$11,000.00    | \$0.00      | \$11,000.00    |
|           |             | 118-3009                             | Other Professional Services               | \$0.00       | \$0.00       | \$0.00       |                |             |                |
|           |             |                                      |   |              | \$0.00       |              |                |             |                |
| 1000      | 119         | Crowley's Ridge Development Council  |   |              |              |              | \$5,000.00     | \$0.00      | \$5,000.00     |
| 1000      | 120         | Economic Development                 |   |              |              |              | \$143,250.00   | -\$7,976.19 | \$135,273.81   |
|           |             | 120-3009                             | Other Professional Services               | \$143,250.00 | -\$7,976.19  | \$135,273.81 |                |             |                |
|           |             |                                      |   |              | -\$7,976.19  |              |                |             |                |
| 1000      | 124         | Association of Ark Counties          |   |              |              |              | \$4,122.00     | \$0.00      | \$4,122.00     |
| 1000      | 125         | Interfund Transfers                  |   |              |              |              | \$5,942,277.00 | \$0.00      | \$5,942,277.00 |
| 1000      | 126         | East Arkansas Planning & Development |   |              |              |              | \$20,199.24    | \$0.00      | \$20,199.24    |
|           |             | 126-3004                             | Engineering & Architectural               | \$0.00       | \$0.00       | \$0.00       |                |             |                |
|           |             |                                      |   |              | \$0.00       |              |                |             |                |
| 1000      | 127         | Cobra Retiree Health Insurance       |   |              |              |              | \$12,000.00    | \$0.00      | \$12,000.00    |
|           |             | 127-3054                             | Other Sundry Insurance                    | \$0.00       | \$0.00       | \$0.00       |                |             |                |
|           |             |                                      |   |              | \$0.00       |              |                |             |                |
| 1000      | 300         | County Health Unit                   |   |              |              |              | \$36,452.17    | \$3,473.83  | \$39,926.00    |
|           |             | 300-3020                             | Telephone & Fax-Landline                  | \$1,200.00   | -\$138.38    | \$1,061.62   |                |             |                |
|           |             | 300-3060                             | Utilities-Electricity                     | \$20,280.00  | \$3,701.44   | \$23,981.44  |                |             |                |
|           |             | 300-3061                             | Utilities-Gas                             | \$2,340.00   | -\$89.23     | \$2,250.77   |                |             |                |
|           |             |                                      |   |              | \$3,473.83   |              |                |             |                |

| Fund Dept | Office/Dept | Act                           | Descript                                  | Old            | Change       | New            | Old            | Change | New            |
|-----------|-------------|-------------------------------|---|----------------|--------------|----------------|----------------|--------|----------------|
| 1000      | 308         | St Bernards Health Care       |   |                |              |                | \$5,000.00     | \$0.00 | \$5,000.00     |
| 1000      | 400         | County Sheriff                |   |                |              |                | \$5,203,784.67 | \$0.00 | \$5,203,784.67 |
|           |             | 400-1001                      | Salaries                                  | \$2,958,050.07 | \$2,308.84   | \$2,960,358.91 |                |        |                |
|           |             | 400-1002                      | Salaries-Part Time                        | \$61,314.56    | -\$39,030.47 | \$22,284.09    |                |        |                |
|           |             | 400-1005                      | Overtime & Other Comp(Holiday)            | \$22,715.04    | \$76,146.83  | \$98,861.87    |                |        |                |
|           |             | 400-1007                      | Retirement Match                          | \$453,916.33   | \$20,778.70  | \$474,695.03   |                |        |                |
|           |             | 400-1009                      | Health Insurance Match                    | \$407,154.28   | -\$59,858.72 | \$347,295.56   |                |        |                |
|           |             | 400-1011                      | Unemployment Compensation                 | \$14,688.00    | -\$13,909.53 | \$778.47       |                |        |                |
|           |             | 400-1015                      | Uniform Allowance                         | \$18,000.00    | -\$18,000.00 | \$0.00         |                |        |                |
|           |             | 400-1016                      | Life Insurance                            | \$100.00       | \$1,262.13   | \$1,362.13     |                |        |                |
|           |             | 400-1017                      | Vacation-Personal Time Buyback            | \$1,000.00     | \$63,861.29  | \$64,861.29    |                |        |                |
|           |             | 400-1018                      | Health Insurance Reimbursement            | \$100.00       | \$6,769.60   | \$6,869.60     |                |        |                |
|           |             | 400-2001                      | General Supplies(consumed or altered)     | \$25,000.00    | -\$11,105.67 | \$13,894.33    |                |        |                |
|           |             | 400-2006                      | Clothing & Uniforms                       | \$31,100.00    | \$52,848.81  | \$83,948.81    |                |        |                |
|           |             | 400-2007                      | Fuel,Oil,Lubricants                       | \$230,000.00   | -\$52,681.67 | \$177,318.33   |                |        |                |
|           |             | 400-2023                      | Parts and Repairs                         | \$40,000.00    | -\$18,099.01 | \$21,900.99    |                |        |                |
|           |             | 400-2024                      | Maintenance & Service Contract            | \$60,000.00    | \$16,701.80  | \$76,701.80    |                |        |                |
|           |             | 400-3005                      | Special Legal                             | \$16,000.00    | -\$15,920.00 | \$80.00        |                |        |                |
|           |             | 400-3020                      | Telephone & Fax-Landline                  | \$12,000.00    | \$1,582.54   | \$13,582.54    |                |        |                |
|           |             | 400-3022                      | Cell Phones & Pagers                      | \$50,000.00    | \$17,229.60  | \$67,229.60    |                |        |                |
|           |             | 400-3023                      | Internet Connection                       | \$18,000.00    | \$5,141.04   | \$23,141.04    |                |        |                |
|           |             | 400-3030                      | Travel                                    | \$10.00        | \$590.08     | \$600.08       |                |        |                |
|           |             | 400-3053                      | Fleet Liability                           | \$71,972.40    | -\$4,036.06  | \$67,936.34    |                |        |                |
|           |             | 400-3073                      | Lease Mach & Equip(Incl copier)           | \$5,700.00     | \$196.97     | \$5,896.97     |                |        |                |
|           |             | 400-3100                      | Other Miscellaneous                       | \$14,900.00    | \$9,993.24   | \$24,893.24    |                |        |                |
|           |             | 400-3101                      | Training & Education                      | \$20,000.00    | \$498.66     | \$20,498.66    |                |        |                |
|           |             | 400-3102                      | Comp Software/Sup/Maint/Recov             | \$1,000.00     | \$1,774.10   | \$2,774.10     |                |        |                |
|           |             | 400-4002                      | Buildings & Improvement                   | \$15,000.00    | -\$5,300.10  | \$9,699.90     |                |        |                |
|           |             | 400-4004                      | Machinery & Equipment                     | \$10,000.00    | -\$10,000.00 | \$0.00         |                |        |                |
|           |             | 400-4005                      | Vehicles                                  | \$196,000.00   | -\$29,743.00 | \$166,257.00   |                |        |                |
|           |             |                               |   |                | \$0.00       |                |                |        |                |
| 1000      | 401         | Trial Court Administrator     |   |                |              |                | \$10,000.00    | \$0.00 | \$10,000.00    |
|           |             | 401-2002                      | Small Equipment(Less than capitalization) | \$1,500.00     | \$644.50     | \$2,144.50     |                |        |                |
|           |             | 401-3073                      | Lease Mach & Equip(Incl copier)           | \$3,000.00     | -\$644.50    | \$2,355.50     |                |        |                |
|           |             |                               |   |                | \$0.00       |                |                |        |                |
| 1000      | 402         | Trial Court Administrator I   |   |                |              |                | \$10.00        | \$0.00 | \$10.00        |
|           |             | 402-2001                      | General Supplies(consumed or altered)     | \$0.00         | \$0.00       | \$0.00         |                |        |                |
|           |             |                               |   |                | \$0.00       |                |                |        |                |
| 1000      | 403         | Trial Court Administrator II  |   |                |              |                | \$10,000.00    | \$0.00 | \$10,000.00    |
|           |             | 403-2001                      | General Supplies(consumed or altered)     | \$1,200.00     | -\$670.36    | \$529.64       |                |        |                |
|           |             | 403-2002                      | Small Equipment(Less than capitalization) | \$600.00       | -\$600.00    | \$0.00         |                |        |                |
|           |             | 403-3002                      | Management Consulting                     | \$400.00       | -\$400.00    | \$0.00         |                |        |                |
|           |             | 403-3020                      | Telephone & Fax-Landline                  | \$500.00       | -\$207.00    | \$293.00       |                |        |                |
|           |             | 403-3021                      | Postage                                   | \$800.00       | -\$543.70    | \$256.30       |                |        |                |
|           |             | 403-3023                      | Internet Connection                       | \$100.00       | -\$100.00    | \$0.00         |                |        |                |
|           |             | 403-3030                      | Travel                                    | \$500.00       | \$1,636.68   | \$2,136.68     |                |        |                |
|           |             | 403-3040                      | Advertising & Publication                 | \$0.00         | \$0.00       | \$0.00         |                |        |                |
|           |             | 403-3073                      | Lease Mach & Equip(Incl copier)           | \$290.00       | \$100.64     | \$390.64       |                |        |                |
|           |             | 403-3090                      | Dues-Memberships-Subscriptions            | \$1,150.00     | -\$184.45    | \$965.55       |                |        |                |
|           |             | 403-3094                      | Meals & Lodging                           | \$500.00       | \$1,357.75   | \$1,857.75     |                |        |                |
|           |             | 403-3100                      | Other Miscellaneous                       | \$1,200.00     | \$238.30     | \$1,438.30     |                |        |                |
|           |             | 403-3101                      | Training & Education                      | \$500.00       | \$160.97     | \$660.97       |                |        |                |
|           |             | 403-3102                      | Comp Software/Sup/Maint/Recov             | \$2,250.00     | -\$788.83    | \$1,461.17     |                |        |                |
|           |             |                               |   |                | \$0.00       |                |                |        |                |
| 1000      | 404         | Trial Court Administrator III |   |                |              |                | \$10,000.00    | \$0.00 | \$10,000.00    |
|           |             | 404-2001                      | General Supplies(consumed or altered)     | \$2,500.00     | -\$90.62     | \$2,409.38     |                |        |                |
|           |             | 404-3073                      | Lease Mach & Equip(Incl copier)           | \$300.00       | \$90.62      | \$390.62       |                |        |                |
|           |             |                               |   |                | \$0.00       |                |                |        |                |

| Fund Dept | Office/Dept | Act                          | Descript                                  | Old            | Change        | New            | Old            | Change | New            |
|-----------|-------------|------------------------------|---|----------------|---------------|----------------|----------------|--------|----------------|
| 1000      | 405         | Trial Court Administrator IV |   |                |               |                | \$10,000.00    | \$0.00 | \$10,000.00    |
|           |             | 405-3021                     | Postage                                   | \$200.00       | \$32.00       | \$232.00       |                |        |                |
|           |             | 405-3022                     | Cell Phones & Pagers                      | \$300.00       | \$18.01       | \$318.01       |                |        |                |
|           |             | 405-3030                     | Travel                                    | \$600.00       | -\$415.10     | \$184.90       |                |        |                |
|           |             | 405-3090                     | Dues-Memberships-Subscriptions            | \$1,500.00     | \$365.09      | \$1,865.09     |                |        |                |
|           |             |                              |   |                | \$0.00        |                |                |        |                |
| 1000      | 406         | Trial Court Coordinator V    |   |                |               |                | \$10,000.00    | \$0.00 | \$10,000.00    |
|           |             | 406-2001                     | General Supplies(consumed or altered)     | \$2,600.00     | \$433.52      | \$3,033.52     |                |        |                |
|           |             | 406-2002                     | Small Equipment(Less than capitalization) | \$1,500.00     | \$55.69       | \$1,555.69     |                |        |                |
|           |             | 406-3073                     | Lease Mach & Equip(Incl copier)           | \$200.00       | \$190.62      | \$390.62       |                |        |                |
|           |             | 406-3090                     | Dues-Memberships-Subscriptions            | \$1,400.00     | \$77.60       | \$1,477.60     |                |        |                |
|           |             | 406-3100                     | Other Miscellaneous                       | \$1,000.00     | -\$757.43     | \$242.57       |                |        |                |
|           |             |                              |   |                | \$0.00        |                |                |        |                |
| 1000      | 407         | Trial Court Coordinator VI   |   |                |               |                | \$10,000.00    | \$0.00 | \$10,000.00    |
|           |             | 407-2001                     | General Supplies(consumed or altered)     | \$0.00         | \$0.00        | \$0.00         |                |        |                |
|           |             |                              |   |                | \$0.00        |                |                |        |                |
| 1000      | 408         | Trial Court Coordinator VII  |   |                |               |                | \$10,000.00    | \$0.00 | \$10,000.00    |
|           |             | 408-2001                     | General Supplies(consumed or altered)     | \$1,800.00     | \$810.72      | \$2,610.72     |                |        |                |
|           |             | 408-2002                     | Small Equipment(Less than capitalization) | \$800.00       | \$3,525.81    | \$4,325.81     |                |        |                |
|           |             | 408-3030                     | Travel                                    | \$750.00       | -\$361.53     | \$388.47       |                |        |                |
|           |             | 408-3090                     | Dues-Memberships-Subscriptions            | \$1,450.00     | -\$1,075.00   | \$375.00       |                |        |                |
|           |             | 408-3094                     | Meals & Lodging                           | \$1,500.00     | -\$1,500.00   | \$0.00         |                |        |                |
|           |             | 408-3101                     | Training & Education                      | \$800.00       | -\$800.00     | \$0.00         |                |        |                |
|           |             | 408-3102                     | Comp Software/Sup/Maint/Recov             | \$1,800.00     | -\$600.00     | \$1,200.00     |                |        |                |
|           |             |                              |   |                | \$0.00        |                |                |        |                |
| 1000      | 409         | District Court               |   |                |               |                | \$1,279,310.02 | \$0.00 | \$1,279,310.02 |
|           |             | 409-1016                     | Life Insurance                            | \$100.00       | \$295.16      | \$395.16       |                |        |                |
|           |             | 409-2001                     | General Supplies(consumed or altered)     | \$8,000.00     | \$211.81      | \$8,211.81     |                |        |                |
|           |             | 409-3005                     | Special Legal                             | \$200.00       | \$380.00      | \$580.00       |                |        |                |
|           |             | 409-3021                     | Postage                                   | \$2,000.00     | -\$886.97     | \$1,113.03     |                |        |                |
|           |             |                              |   |                | \$0.00        |                |                |        |                |
| 1000      | 414         | Juvenile Court               |   |                |               |                | \$614,433.36   | \$0.00 | \$614,433.36   |
|           |             | 414-1001                     | Salaries                                  | \$420,790.28   | -\$26,970.21  | \$393,820.07   |                |        |                |
|           |             | 414-1007                     | Retirement Match                          | \$64,465.07    | -\$4,440.62   | \$60,024.45    |                |        |                |
|           |             | 414-1016                     | Life Insurance                            | \$100.00       | \$99.80       | \$199.80       |                |        |                |
|           |             | 414-1017                     | Vacation-Personal Time Buyback            | \$1,000.00     | \$24,400.37   | \$25,400.37    |                |        |                |
|           |             | 414-2001                     | General Supplies(consumed or altered)     | \$10.00        | \$53.41       | \$63.41        |                |        |                |
|           |             | 414-3060                     | Utilities-Electricity                     | \$3,500.00     | \$2,060.50    | \$5,560.50     |                |        |                |
|           |             | 414-3100                     | Other Miscellaneous                       | \$10.00        | \$4,796.75    | \$4,806.75     |                |        |                |
|           |             |                              |   |                | \$0.00        |                |                |        |                |
| 1000      | 416         | Prosecuting Attorney         |   |                |               |                | \$33,784.19    | \$0.00 | \$33,784.19    |
|           |             | 416-1001                     | Salaries                                  | \$0.00         | \$0.00        | \$0.00         |                |        |                |
|           |             |                              |   |                | \$0.00        |                |                |        |                |
| 1000      | 418         | County Jail                  |   |                |               |                | \$7,123,293.50 | \$0.00 | \$7,123,293.50 |
|           |             | 418-1001                     | Salaries                                  | \$3,796,810.84 | -\$457,891.90 | \$3,338,918.94 |                |        |                |
|           |             | 418-1002                     | Salaries-Part Time                        | \$61,176.64    | -\$61,176.64  | \$0.00         |                |        |                |
|           |             | 418-1005                     | Overtime & Other Comp(Holiday)            | \$51,316.74    | \$102,363.32  | \$153,680.06   |                |        |                |
|           |             | 418-1006                     | Social Security Match                     | \$295,136.04   | -\$33,115.19  | \$262,020.85   |                |        |                |
|           |             | 418-1009                     | Health Insurance Match                    | \$551,915.41   | -\$47,632.65  | \$504,282.76   |                |        |                |
|           |             | 418-1015                     | Uniform Allowance                         | \$18,000.00    | \$497.85      | \$18,497.85    |                |        |                |
|           |             | 418-1016                     | Life Insurance                            | \$100.00       | \$1,591.86    | \$1,691.86     |                |        |                |
|           |             | 418-1017                     | Vacation-Personal Time Buyback            | \$15,000.00    | \$39,317.13   | \$54,317.13    |                |        |                |
|           |             | 418-2001                     | General Supplies(consumed or altered)     | \$10,000.00    | \$1,242.49    | \$11,242.49    |                |        |                |
|           |             | 418-2002                     | Small Equipment(Less than capitalization) | \$24,000.00    | \$0.00        | \$24,000.00    |                |        |                |

| Fund Dept | Office/Dept | Act                         | Descript                                  | Old          | Change       | New          | Old          | Change     | New          |
|-----------|-------------|-----------------------------|---|--------------|--------------|--------------|--------------|------------|--------------|
|           |             | 418-2004                    | Medicine & Drugs                          | \$10.00      | \$128,629.31 | \$128,639.31 |              |            |              |
|           |             | 418-2005                    | Food & Related Items                      | \$280,000.00 | \$194,166.41 | \$474,166.41 |              |            |              |
|           |             | 418-2009                    | Inmate Supplies,Uniforms                  | \$50,000.00  | \$15,959.50  | \$65,959.50  |              |            |              |
|           |             | 418-2021                    | Paints & Metals                           | \$1,000.00   | \$483.04     | \$1,483.04   |              |            |              |
|           |             | 418-2023                    | Repair Parts                              | \$35,000.00  | \$49,977.76  | \$84,977.76  |              |            |              |
|           |             | 418-3005                    | Special Legal                             | \$3,500.00   | \$1,760.00   | \$5,260.00   |              |            |              |
|           |             | 418-3020                    | Telephone & Fax-Landline                  | \$5,500.00   | \$11,594.47  | \$17,094.47  |              |            |              |
|           |             | 418-3053                    | Fleet Liability                           | \$560.15     | \$800.00     | \$1,360.15   |              |            |              |
|           |             | 418-3060                    | Utilities-Electricity                     | \$166,000.00 | \$42,681.90  | \$208,681.90 |              |            |              |
|           |             | 418-3063                    | Waste Disposal                            | \$20,000.00  | \$7,550.86   | \$27,550.86  |              |            |              |
|           |             | 418-3100                    | Other Miscellaneous                       | \$5,000.00   | \$676.79     | \$5,676.79   |              |            |              |
|           |             | 418-3101                    | Training & Education                      | \$10,000.00  | \$53.36      | \$10,053.36  |              |            |              |
|           |             | 418-3102                    | Comp Software/Sup/Maint/Recov             | \$3,000.00   | \$470.33     | \$3,470.33   |              |            |              |
|           |             |                             |   |              | \$0.00       |              |              |            |              |
| 1000      | 419         | Coroner                     |   |              |              |              | \$236,164.93 | \$0.00     | \$236,164.93 |
|           |             | 419-1009                    | Health Insurance Match                    | \$6,084.78   | -\$6,084.78  | \$0.00       |              |            |              |
|           |             | 419-1016                    | Life Insurance                            | \$10.00      | \$7.40       | \$17.40      |              |            |              |
|           |             | 419-2001                    | General Supplies(consumed or altered)     | \$8,165.00   | -\$5,200.98  | \$2,964.02   |              |            |              |
|           |             | 419-2002                    | Small Equipment(Less than capitalization) | \$6,545.00   | -\$2,454.89  | \$4,090.11   |              |            |              |
|           |             | 419-3020                    | Telephone & Fax-Landline                  | \$1,000.00   | \$130.00     | \$1,130.00   |              |            |              |
|           |             | 419-3100                    | Other Miscellaneous                       | \$10.00      | \$13,565.13  | \$13,575.13  |              |            |              |
|           |             | 419-3102                    | Comp Software/Sup/Maint/Recov             | \$10.00      | \$38.12      | \$48.12      |              |            |              |
|           |             |                             |   |              | \$0.00       |              |              |            |              |
| 1000      | 420         | Constable                   |   |              |              |              | \$8,639.72   | \$0.00     | \$8,639.72   |
|           |             | 420-3030                    | Travel                                    | \$0.00       | \$0.00       | \$0.00       |              |            |              |
|           |             |                             |   |              | \$0.00       |              |              |            |              |
| 1000      | 422         | Circuit Court               |   |              |              |              | \$838,909.64 | \$0.00     | \$838,909.64 |
|           |             | 422-1001                    | Salaries                                  | \$460,520.21 | -\$27,467.21 | \$433,053.00 |              |            |              |
|           |             | 422-1002                    | PT Time-Overtime-Bailiff                  | \$35,000.00  | -\$11,721.82 | \$23,278.18  |              |            |              |
|           |             | 422-1006                    | Social Security Match                     | \$37,907.30  | -\$5,852.51  | \$32,054.79  |              |            |              |
|           |             | 422-1009                    | Health Insurance Match                    | \$72,193.89  | -\$2,743.39  | \$69,450.50  |              |            |              |
|           |             | 422-1010                    | Workmen' Compensation                     | \$0.00       | \$3.00       | \$3.00       |              |            |              |
|           |             | 422-1011                    | Unemployment Compensation                 | \$2,592.00   | \$0.00       | \$2,592.00   |              |            |              |
|           |             | 422-1016                    | Life Insurance                            | \$100.00     | \$117.56     | \$217.56     |              |            |              |
|           |             | 422-1017                    | Vacation-Personal Time Buyback            | \$1,000.00   | \$0.00       | \$1,000.00   |              |            |              |
|           |             | 422-3022                    | Cell Phones & Pagers                      | \$2,000.00   | \$3,535.31   | \$5,535.31   |              |            |              |
|           |             | 422-3060                    | Utilities-Electricity                     | \$33,000.00  | \$2,047.61   | \$35,047.61  |              |            |              |
|           |             | 422-3061                    | Utilities-Gas                             | \$5,000.00   | \$511.34     | \$5,511.34   |              |            |              |
|           |             | 422-3092                    | Jurors & witnesses                        | \$40,000.00  | \$15,908.36  | \$55,908.36  |              |            |              |
|           |             | 422-3100                    | Other Miscellaneous                       | \$45,000.00  | \$25,661.75  | \$70,661.75  |              |            |              |
|           |             |                             |   |              | \$0.00       |              |              |            |              |
| 1000      | 424         | Drug Task Force             |   |              |              |              | \$210,370.97 | \$0.00     | \$210,370.97 |
|           |             | 424-1001                    | Salaries                                  | \$152,696.47 | \$94.15      | \$152,790.62 |              |            |              |
|           |             | 424-1006                    | Social Security Match                     | \$11,681.28  | -\$352.65    | \$11,328.63  |              |            |              |
|           |             | 424-3102                    | Comp Software/Sup/Maint/Recov             | \$10.00      | \$258.50     | \$268.50     |              |            |              |
|           |             |                             |   |              | \$0.00       |              |              |            |              |
| 1000      | 425         | Deputy Prosecuting Attorney |   |              |              |              | \$365,304.28 | \$1,637.02 | \$366,941.30 |
|           |             | 425-1001                    | Salaries                                  | \$210,265.23 | \$2,236.69   | \$212,501.92 |              |            |              |
|           |             | 425-1006                    | Social Security Match                     | \$16,085.29  | -\$813.62    | \$15,271.67  |              |            |              |
|           |             | 425-1007                    | Retirement Match                          | \$32,212.63  | -\$55.32     | \$32,157.31  |              |            |              |
|           |             | 425-1009                    | Health Insurance Match                    | \$29,612.17  | -\$4,599.27  | \$25,012.90  |              |            |              |
|           |             | 425-1011                    | Unemployment Compensation                 | \$1,152.00   | -\$1,096.00  | \$56.00      |              |            |              |
|           |             | 425-1012                    | Other Fringe Benefits(Including Health Ir | \$200.00     | -\$50.00     | \$150.00     |              |            |              |
|           |             | 425-1016                    | Life Insurance                            | \$100.00     | \$1.93       | \$101.93     |              |            |              |
|           |             | 425-1017                    | Vacation-Personal Time Buyback            | \$1,000.00   | -\$1,000.00  | \$0.00       |              |            |              |
|           |             | 425-1018                    | Health Insurance Reimbursement            | \$100.00     | -\$100.00    | \$0.00       |              |            |              |
|           |             | 425-2001                    | General Supplies(consumed or altered)     | \$6,000.00   | \$2,117.45   | \$8,117.45   |              |            |              |
|           |             | 425-2002                    | Small Equipment(Less than capitalization) | \$5,000.00   | -\$3,257.51  | \$1,742.49   |              |            |              |
|           |             | 425-2007                    | Fuel,Oil,Lubricants                       | \$1,200.00   | \$287.00     | \$1,487.00   |              |            |              |
|           |             | 425-3020                    | Telephone & Fax-Landline                  | \$1,500.00   | -\$415.94    | \$1,084.06   |              |            |              |

| Fund Dept | Office/Dept | Act                            | Descript                                  | Old          | Change      | New          | Old          | Change | New          |
|-----------|-------------|--------------------------------|---|--------------|-------------|--------------|--------------|--------|--------------|
|           |             | 425-3021                       | Postage                                   | \$2,000.00   | -\$29.99    | \$1,970.01   |              |        |              |
|           |             | 425-3022                       | Cell Phones & Pagers                      | \$4,080.00   | -\$1,180.46 | \$2,899.54   |              |        |              |
|           |             | 425-3023                       | Internet Connection                       | \$10.00      | -\$10.00    | \$0.00       |              |        |              |
|           |             | 425-3030                       | Travel                                    | \$3,000.00   | \$406.00    | \$3,406.00   |              |        |              |
|           |             | 425-3054                       | Other Sundry Insurance                    | \$9,000.00   | \$973.00    | \$9,973.00   |              |        |              |
|           |             | 425-3055                       | General Liability E.O.                    | \$944.17     | \$350.00    | \$1,294.17   |              |        |              |
|           |             | 425-3060                       | Utilities Electricity                     | \$9,500.00   | \$2,750.47  | \$12,250.47  |              |        |              |
|           |             | 425-3061                       | Utilities-Gas                             | \$400.00     | -\$114.26   | \$285.74     |              |        |              |
|           |             | 425-3073                       | Lease Mach & Equip(Incl copier)           | \$6,000.00   | \$288.82    | \$6,288.82   |              |        |              |
|           |             | 425-3090                       | Dues-Memberships-Subscriptions            | \$2,200.00   | -\$985.00   | \$1,215.00   |              |        |              |
|           |             | 425-3094                       | Meals & Lodging                           | \$1,500.00   | \$325.53    | \$1,825.53   |              |        |              |
|           |             | 425-3100                       | Other Miscellaneous                       | \$4,000.00   | \$3,271.09  | \$7,271.09   |              |        |              |
|           |             | 425-3101                       | Training & Education                      | \$2,500.00   | -\$1,062.50 | \$1,437.50   |              |        |              |
|           |             | 425-3102                       | Comp Software/Sup/Maint/Recov             | \$8,000.00   | \$3,408.91  | \$11,408.91  |              |        |              |
|           |             | 425-4004                       | Machinery & Equipment                     | \$10.00      | -\$10.00    | \$0.00       |              |        |              |
|           |             |                                |   |              | \$1,637.02  |              |              |        |              |
| 1000      | 435         | Victim/ Witness Assistance     |   |              |             |              | \$281,996.81 | \$0.00 | \$281,996.81 |
|           |             | 435-1009                       | Health Insurance Match                    | \$26,374.51  | -\$1,019.98 | \$25,354.53  |              |        |              |
|           |             | 435-1016                       | Life Insurance                            | \$100.00     | \$4.34      | \$104.34     |              |        |              |
|           |             | 435-1017                       | Vacation-Personal Time Buyback            | \$1,000.00   | \$1,015.64  | \$2,015.64   |              |        |              |
|           |             |                                |   |              | \$0.00      |              |              |        |              |
| 1000      | 500         | Office of Emergency Management |   |              |             |              | \$165,981.95 | \$0.00 | \$165,981.95 |
|           |             | 500-2001                       | General Supplies(consumed or altered)     | \$1,500.00   | \$163.55    | \$1,663.55   |              |        |              |
|           |             | 500-2002                       | Small Equipment(Less than capitalization) | \$20,000.00  | \$3,052.60  | \$23,052.60  |              |        |              |
|           |             | 500-2023                       | Parts & Repairs                           | \$7,000.00   | -\$5,877.29 | \$1,122.71   |              |        |              |
|           |             | 500-3009                       | Other Professional Services               | \$1,000.00   | \$793.61    | \$1,793.61   |              |        |              |
|           |             | 500-3060                       | Utilities Electricity                     | \$6,500.00   | \$1,693.82  | \$8,193.82   |              |        |              |
|           |             | 500-3094                       | Meals & Lodging                           | \$1,750.00   | \$156.95    | \$1,906.95   |              |        |              |
|           |             | 500-3100                       | Other Miscellaneous                       | \$500.00     | \$16.76     | \$516.76     |              |        |              |
|           |             |                                |   |              | \$0.00      |              |              |        |              |
| 1000      | 800         | Veterans Service               |   |              |             |              | \$148,932.79 | \$0.00 | \$148,932.79 |
|           |             | 800-1001                       | Salaries                                  | \$104,223.65 | -\$319.83   | \$103,903.82 |              |        |              |
|           |             | 800-1006                       | Social Security Match                     | \$7,973.11   | -\$121.03   | \$7,852.08   |              |        |              |
|           |             | 800-1009                       | Health Insurance Match                    | \$6,084.78   | \$4,854.42  | \$10,939.20  |              |        |              |
|           |             | 800-1011                       | Unemployment Compensation                 | \$576.00     | -\$548.00   | \$28.00      |              |        |              |
|           |             | 800-1017                       | Vacation-Personal Time Buyback            | \$250.00     | -\$250.00   | \$0.00       |              |        |              |
|           |             | 800-2001                       | General Supplies(consumed or altered)     | \$1,500.00   | \$360.06    | \$1,860.06   |              |        |              |
|           |             | 800-2002                       | Small Equipment(Less than capitalization) | \$1,500.00   | -\$1,125.14 | \$374.86     |              |        |              |
|           |             | 800-3020                       | Telephone & Fax-Landline                  | \$900.00     | -\$753.49   | \$146.51     |              |        |              |
|           |             | 800-3022                       | Cell Phones & Pagers                      | \$1,000.00   | \$112.92    | \$1,112.92   |              |        |              |
|           |             | 800-3060                       | Utilities Electricity                     | \$1,950.00   | -\$873.43   | \$1,076.57   |              |        |              |
|           |             | 800-3061                       | Utilities-Gas                             | \$400.00     | \$49.08     | \$449.08     |              |        |              |
|           |             | 800-3073                       | Lease Mach & Equip(Incl copier)           | \$0.00       | \$0.00      | \$0.00       |              |        |              |
|           |             | 800-3090                       | Dues-Memberships-Subscriptions            | \$100.00     | \$847.00    | \$947.00     |              |        |              |
|           |             | 800-3094                       | Meals & Lodging                           | \$750.00     | -\$554.48   | \$195.52     |              |        |              |
|           |             | 800-3100                       | Other Miscellaneous                       | \$250.00     | -\$223.46   | \$26.54      |              |        |              |
|           |             | 800-3101                       | Training & Education                      | \$475.00     | -\$475.00   | \$0.00       |              |        |              |
|           |             | 800-3102                       | Comp Software/Sup/Maint/Recov             | \$1,200.00   | -\$979.62   | \$220.38     |              |        |              |
|           |             |                                |   |              | \$0.00      |              |              |        |              |
| 1000      | 801         | County Extension Office        |   |              |             |              | \$131,817.53 | \$0.00 | \$131,817.53 |
|           |             | 801-3020                       | Telephone & Fax-Landline                  | \$1,100.00   | -\$807.00   | \$293.00     |              |        |              |
|           |             | 801-3022                       | Cell Phones & Pagers                      | \$2,000.00   | \$103.00    | \$2,103.00   |              |        |              |
|           |             | 801-3060                       | Utilities Electricity                     | \$5,500.00   | \$1,264.01  | \$6,764.01   |              |        |              |
|           |             | 801-3061                       | Utilities-Gas                             | \$660.00     | -\$560.01   | \$99.99      |              |        |              |
|           |             |                                |   |              | \$0.00      |              |              |        |              |
| 1000      | 802         | Paupers and Welfare            |   |              |             |              | \$6,000.00   | \$0.00 | \$6,000.00   |
| 1000      | 804         | Consolidated Youth Services    |   |              |             |              | \$2,327.50   | \$0.00 | \$2,327.50   |

| Fund Dept                   | Office/Dept | Act      | Descript                                  | Old            | Change        | New            | Old                    | Change        | New                    |
|-----------------------------|-------------|----------|---|----------------|---------------|----------------|------------------------|---------------|------------------------|
| 1000                        | 805         |          | Senior Citizens                           |                |               |                | \$2,500.00             | \$0.00        | \$2,500.00             |
| 1000                        | 808         |          | Disabled American Veterans                |                |               |                | \$5,000.00             | \$0.00        | \$5,000.00             |
| <b>County General Total</b> |             |          |   |                |               |                | <b>\$28,509,774.82</b> | <b>\$0.00</b> | <b>\$28,509,774.82</b> |
| 1002                        | 300         |          | Employee Insurance Fund                   |                |               |                | \$2,457,500.00         | \$0.00        | \$2,457,500.00         |
|                             |             | 300-1009 | Health Insurance Match                    | \$0.00         | \$0.00        | \$0.00         |                        |               |                        |
|                             |             |          |   |                | \$0.00        |                |                        |               |                        |
| 1007                        | 116         |          | Local Assistance and Tribal Consistency   |                |               |                | \$100,010.00           | \$8,762.94    | \$108,772.94           |
|                             |             | 116-2001 | General Supplies(consumed or altered)     | \$5,000.00     | -\$5,000.00   | \$0.00         |                        |               |                        |
|                             |             | 116-2002 | Small Equipment(Less than capitalization) | \$75,000.00    | -\$75,000.00  | \$0.00         |                        |               |                        |
|                             |             | 116-3009 | Other Professional Services               | \$5,000.00     | \$103,772.94  | \$108,772.94   |                        |               |                        |
|                             |             | 116-3100 | Other Miscellaneous                       | \$3,000.00     | -\$3,000.00   | \$0.00         |                        |               |                        |
|                             |             | 116-3102 | Comp Software/Sup/Maint/Recov             | \$12,000.00    | -\$12,000.00  | \$0.00         |                        |               |                        |
|                             |             | 116-4004 | Machinery & Equipment                     | \$10.00        | -\$10.00      | \$0.00         |                        |               |                        |
|                             |             |          |   |                | \$8,762.94    |                |                        |               |                        |
| 1887                        | 500         |          | Critical Facility Generator Project       |                |               |                | \$40.00                | \$0.00        | \$40.00                |
|                             |             | 500-2001 | General Supplies(consumed or altered)     | \$0.00         | \$0.00        | \$0.00         |                        |               |                        |
|                             |             |          |   |                | \$0.00        |                |                        |               |                        |
| 1892                        | 127         |          | Capital Account Fund                      |                |               |                | \$6,435,510.00         | \$0.00        | \$6,435,510.00         |
|                             |             | 127-2002 | Small Equipment(Less than capitalization) | \$25,000.00    | \$20,748.65   | \$45,748.65    |                        |               |                        |
|                             |             | 127-3009 | Other Professional Services               | \$100,000.00   | \$497,677.99  | \$597,677.99   |                        |               |                        |
|                             |             | 127-3054 | Other Sundry                              | \$5,000.00     | \$42,537.82   | \$47,537.82    |                        |               |                        |
|                             |             | 127-4004 | Machinery & Equipment                     | \$50,000.00    | \$148,647.00  | \$198,647.00   |                        |               |                        |
|                             |             | 127-4006 | Construction in Progress                  | \$5,000,000.00 | -\$709,611.46 | \$4,290,388.54 |                        |               |                        |
|                             |             |          |   |                | \$0.00        |                |                        |               |                        |
| 2000                        | 200         |          | County Road Department Fund               |                |               |                | \$10,256,306.80        | \$0.00        | \$10,256,306.80        |
|                             |             | 200-1016 | Life Insurance                            | \$100.00       | \$1,299.19    | \$1,399.19     |                        |               |                        |
|                             |             | 200-1017 | Vacation-Personal Time Buyback            | \$1,000.00     | \$18,966.96   | \$19,966.96    |                        |               |                        |
|                             |             | 200-2001 | General Supplies(consumed or altered)     | \$10,000.00    | \$9,653.19    | \$19,653.19    |                        |               |                        |
|                             |             | 200-2002 | Small Equipment(Less than capitalization) | \$10,000.00    | \$26,102.30   | \$36,102.30    |                        |               |                        |
|                             |             | 200-2006 | Clothing & Uniforms                       | \$25,000.00    | \$1,021.98    | \$26,021.98    |                        |               |                        |
|                             |             | 200-2022 | Plumbing & Electrical                     | \$4,000.00     | \$1,431.90    | \$5,431.90     |                        |               |                        |
|                             |             | 200-2023 | Repair Parts                              | \$400,000.00   | \$76,385.31   | \$476,385.31   |                        |               |                        |
|                             |             | 200-2024 | Maintenance & Service Contracts           | \$1,950,000.00 | -\$525,718.67 | \$1,424,281.33 |                        |               |                        |
|                             |             | 200-3020 | Telephone & Fax-Landline                  | \$2,300.00     | \$304.03      | \$2,604.03     |                        |               |                        |
|                             |             | 200-3022 | Cell Phones & Pagers                      | \$5,000.00     | \$1,819.60    | \$6,819.60     |                        |               |                        |
|                             |             | 200-3052 | Fire & Extended Coverage                  | \$18,545.50    | \$465.00      | \$19,010.50    |                        |               |                        |
|                             |             | 200-3060 | Utilities Electricity                     | \$14,000.00    | \$2,526.59    | \$16,526.59    |                        |               |                        |
|                             |             | 200-3063 | Waste Disposal                            | \$2,400.00     | \$720.17      | \$3,120.17     |                        |               |                        |
|                             |             | 200-3100 | Other Miscellaneous                       | \$30,000.00    | \$9,803.65    | \$39,803.65    |                        |               |                        |
|                             |             | 200-3102 | Comp Software/Sup/Maint/Recov             | \$25,000.00    | \$10,411.80   | \$35,411.80    |                        |               |                        |
|                             |             | 200-4005 | Vehicles                                  | \$125,000.00   | \$364,807.00  | \$489,807.00   |                        |               |                        |
|                             |             |          |   |                | \$0.00        |                |                        |               |                        |
| 2003                        | 200         |          | Additional Motor Fuel Tax Fund            |                |               |                | \$615,000.00           | \$0.00        | \$615,000.00           |
|                             |             | 200-2024 | Maintenance & Service Contracts           | \$0.00         | \$0.00        | \$0.00         |                        |               |                        |
|                             |             |          |   |                | \$0.00        |                |                        |               |                        |
| 2996                        | 200         |          | FY25 State Hazard Mitigation Grant Fund   |                |               |                | \$144,446.68           | \$0.00        | \$144,446.68           |
|                             |             | 200-3100 | Other Miscellaneous                       | \$0.00         | \$0.00        | \$0.00         |                        |               |                        |
|                             |             |          |   |                | \$0.00        |                |                        |               |                        |

| Fund Dept | Office/Dept   | Act      | Descript                                  | Old          | Change        | New          | Old            | Change | New            |
|-----------|---|----------|---|--------------|---------------|--------------|----------------|--------|----------------|
| 2998      | Crowley's Ridge Gravel Trail Tap Grant                        | 200-2002 | Small Equipment(Less than capitalization) | \$0.00       | \$0.00        | \$0.00       | \$156,010.00   | \$0.00 | \$156,010.00   |
|           |   |          |   |              | \$0.00        |              |                |        |                |
| 3000      | 103 County Treasurer Automation Fund                          | 103-1007 | Retirement Match                          | \$9,748.16   | \$6.83        | \$9,754.99   | \$101,003.78   | \$0.00 | \$101,003.78   |
|           |   | 103-1011 | Unemployment Compensation                 | \$288.00     | -\$6.83       | \$281.17     |                |        |                |
|           |   |          |   |              | \$0.00        |              |                |        |                |
| 3001      | 104 County Collector Automation Fund                          | 104-1016 | Life Insurance                            | \$100.00     | \$23.96       | \$123.96     | \$473,050.15   | \$0.00 | \$473,050.15   |
|           |   | 104-3002 | Management Consulting                     | \$15,000.00  | -\$2,523.48   | \$12,476.52  |                |        |                |
|           |   | 104-3009 | Other Professional Services               | \$15,000.00  | \$2,499.52    | \$17,499.52  |                |        |                |
|           |   |          |   |              | \$0.00        |              |                |        |                |
| 3002      | 422 Circuit Court Automation Fund                             | 422-2002 | Small Equipment(Less than capitalization) | \$98,500.00  | -\$55,000.00  | \$43,500.00  | \$220,020.00   | \$0.00 | \$220,020.00   |
|           |   | 422-3009 | Other Professional Services               | \$45,000.00  | \$55,000.00   | \$100,000.00 |                |        |                |
|           |   |          |   |              | \$0.00        |              |                |        |                |
| 3003      | 409 WD District Court Automation Fund                         | 409-3073 | Lease Mach & Equip(Incl copier)           | \$5,000.00   | -\$830.51     | \$4,169.49   | \$84,775.00    | \$0.00 | \$84,775.00    |
|           |   | 409-3094 | Meals & Lodging                           | \$2,000.00   | \$830.51      | \$2,830.51   |                |        |                |
|           |   |          |   |              | \$0.00        |              |                |        |                |
| 3004      | 105 Assessors Amendment 79 Fund(Property Tax Relief)          | 105-3030 | Travel                                    | \$0.00       | \$0.00        | \$0.00       | \$74,243.00    | \$0.00 | \$74,243.00    |
|           |   |          |   |              | \$0.00        |              |                |        |                |
| 3005      | 101 County Clerk Cost Fund(Act 1045-2001)(21-6-413)           | 101-3073 | Lease Mach & Equip(Incl copier)           | \$3,000.00   | \$1,235.32    | \$4,235.32   | \$69,550.00    | \$0.00 | \$69,550.00    |
|           |   | 101-3094 | Meals & Lodging                           | \$4,000.00   | -\$1,235.32   | \$2,764.68   |                |        |                |
|           |   |          |   |              | \$0.00        |              |                |        |                |
| 3006      | 102 Recorder Cost Fund(Circuit Clerk)(Act 768-1995)(21-6-306) | 102-1001 | Salaries                                  | \$762,672.56 | -\$43,933.54  | \$718,739.02 | \$1,244,496.05 | \$0.00 | \$1,244,496.05 |
|           |   | 102-1002 | Salaries-Part Time                        | \$25,000.00  | -\$13,484.20  | \$11,515.80  |                |        |                |
|           |   | 102-1016 | Life Insurance                            | \$100.00     | \$223.40      | \$323.40     |                |        |                |
|           |   | 102-1018 | Health Insurance Reimbursement            | \$100.00     | \$5,832.00    | \$5,932.00   |                |        |                |
|           |   | 102-2002 | Small Equipment(Less than capitalization) | \$40,000.00  | \$20,396.45   | \$60,396.45  |                |        |                |
|           |   | 102-3030 | Travel                                    | \$1,000.00   | \$92.00       | \$1,092.00   |                |        |                |
|           |   | 102-3102 | Comp Software/Sup/Maint/Recov             | \$70,000.00  | \$37,055.91   | \$107,055.91 |                |        |                |
|           |   | 102-4004 | Machinery & Equipment                     | \$27,530.02  | -\$6,182.02   | \$21,348.00  |                |        |                |
|           |   |          |   |              | \$0.00        |              |                |        |                |
| 3008      | 603 Craighead County Public Library Fund                      | 603-9999 | Transfer to Funds                         | \$0.00       | \$0.00        | \$0.00       | \$752,110.00   | \$0.00 | \$752,110.00   |
|           |   |          |   |              | \$0.00        |              |                |        |                |
| 3012      | 102 Child Support Cost Fund(Circuit Clerk)(9-10-109)          | 102-2001 | General Supplies(consumed or altered)     | \$3,000.00   | -\$427.42     | \$2,572.58   | \$8,420.00     | \$0.00 | \$8,420.00     |
|           |   | 102-2002 | Small Equipment(Less than capitalization) | \$1,400.00   | \$309.42      | \$1,709.42   |                |        |                |
|           |   | 102-3021 | Postage                                   | \$4,000.00   | \$118.00      | \$4,118.00   |                |        |                |
|           |   |          |   |              | \$0.00        |              |                |        |                |
| 3014      | 400 Sheriff Communications Facility & Equip Fund              | 400-2002 | Small Equipment(Less than capitalization) | \$182,281.40 | -\$100,242.89 | \$82,038.51  | \$369,094.20   | \$0.00 | \$369,094.20   |
|           |   | 400-3102 | Comp Software/Sup/Maint/Recov             | \$181,792.80 | \$70,957.89   | \$252,750.69 |                |        |                |
|           |   | 400-4004 | Machinery & Equipment                     | \$10.00      | \$29,285.00   | \$29,295.00  |                |        |                |
|           |   |          |   |              | \$0.00        |              |                |        |                |
| 3015      | 400 Sheriff Drug Control Fund                                 | 400-2002 | Small Equipment(Less than capitalization) | \$0.00       | \$0.00        | \$0.00       | \$55,000.00    | \$0.00 | \$55,000.00    |
|           |   |          |   |              | \$0.00        |              |                |        |                |

| Fund Dept | Office/Dept | Act   | Descript                                  | Old            | Change          | New            | Old             | Change        | New             |
|-----------|-------------|---|---|----------------|-----------------|----------------|-----------------|---------------|-----------------|
| 3017      | 418         | Jail Operation & Maintenance  | Fund(Cost Defrayment)(16-17-129)          |                |                 |                | \$568,530.00    | \$0.00        | \$568,530.00    |
|           |             | 418-2005  | Food & Related Items                      | \$260,000.00   | -\$108,140.79   | \$151,859.21   |                 |               |                 |
|           |             | 418-2023  | Repair Parts                              | \$30,000.00    | \$30,502.95     | \$60,502.95    |                 |               |                 |
|           |             | 418-3006  | Medical,Dental,Hospital                   | \$130,500.00   | \$77,637.84     | \$208,137.84   |                 |               |                 |
|           |             |   |   |                | \$0.00          |                |                 |               |                 |
| 3018      | 418         | County Detention Facility Fund(Booking & Administration Fee)(12-41-505)     |   |                |                 |                | \$65,000.00     | \$4,973.45    | \$69,973.45     |
|           |             | 418-2002  | Small Equipment(Less than capitalization) | \$5,000.00     | -\$1,247.34     | \$3,752.66     |                 |               |                 |
|           |             | 418-2005  | Food & Related Items                      | \$45,000.00    | \$6,339.81      | \$51,339.81    |                 |               |                 |
|           |             | 418-2009  | Inmate Supplies,Uniforms                  | \$15,000.00    | -\$119.02       | \$14,880.98    |                 |               |                 |
|           |             |   |   |                | \$4,973.45      |                |                 |               |                 |
| 3019      | 400         | Sheriff Boating Safety Fund(Emergency Rescue Water Safety)(27-101-110)      |   |                |                 |                | \$22,120.00     | \$0.00        | \$22,120.00     |
|           |             | 400-2002  | Small Equipment(Less than capitalization) | \$0.00         | \$0.00          | \$0.00         |                 |               |                 |
|           |             |   |   |                | \$0.00          |                |                 |               |                 |
| 3020      | 501         | Emergency 911 Services Fund(Ord 1990-12)                                    |   |                |                 |                | \$50,000.00     | \$0.00        | \$50,000.00     |
|           |             | 501-2001  | General Supplies(consumed or altered)     | \$0.00         | \$0.00          | \$0.00         |                 |               |                 |
|           |             |   |   |                | \$0.00          |                |                 |               |                 |
| 3026      | 417         | Indigent Criminal Defense Fund(Public Defender)(14-20-102)                  |   |                |                 |                | \$129,352.43    | \$0.00        | \$129,352.43    |
|           |             | 417-2001  | General Supplies(consumed or altered)     | \$6,500.00     | -\$4,577.50     | \$1,922.50     |                 |               |                 |
|           |             | 417-2002  | Small Equipment(Less than capitalization) | \$3,000.00     | -\$459.41       | \$2,540.59     |                 |               |                 |
|           |             | 417-3009  | Other Professional Services               | \$100.00       | \$519.10        | \$619.10       |                 |               |                 |
|           |             | 417-3030  | Travel                                    | \$4,500.00     | \$338.75        | \$4,838.75     |                 |               |                 |
|           |             | 417-3060  | Utilities Electricity                     | \$5,000.00     | \$1,168.68      | \$6,168.68     |                 |               |                 |
|           |             | 417-3073  | Lease Mach & Equip(Incl copier)           | \$4,000.00     | \$1,731.93      | \$5,731.93     |                 |               |                 |
|           |             | 417-3090  | Dues-Memberships-Subscriptions            | \$3,000.00     | \$1,278.45      | \$4,278.45     |                 |               |                 |
|           |             |   |   |                | \$0.00          |                |                 |               |                 |
| 3028      | 422         | Adult Drug Court Fee Fund(Circuit Court)(16-98-304)                         |   |                |                 |                | \$1,800.00      | \$0.00        | \$1,800.00      |
|           |             | 422-2001  | General Supplies(consumed or altered)     | \$0.00         | \$0.00          | \$0.00         |                 |               |                 |
|           |             |   |   |                | \$0.00          |                |                 |               |                 |
| 3029      | 409         | Public Safety Fund(District Court)(27-34-108)                               |   |                |                 |                | \$437.00        | \$0.00        | \$437.00        |
|           |             | 409-2001  | General Supplies(consumed or altered)     | \$10.00        | \$18.18         | \$28.18        |                 |               |                 |
|           |             | 409-3100  | Other Miscellaneous                       | \$407.00       | -\$18.18        | \$388.82       |                 |               |                 |
|           |             |   |   |                | \$0.00          |                |                 |               |                 |
| 3031      | 414         | Juvenile Probation Fee Fund(Juvenile Court)(Services & Supplies)(16-13-326) |   |                |                 |                | \$64,119.10     | \$0.00        | \$64,119.10     |
|           |             | 414-2002  | Small Equipment(Less than capitalization) | \$3,500.00     | \$954.99        | \$4,454.99     |                 |               |                 |
|           |             | 414-3020  | Telephone & Fax-Landline                  | \$10.00        | \$87.83         | \$97.83        |                 |               |                 |
|           |             | 414-3101  | Training & Education                      | \$4,000.00     | -\$1,042.82     | \$2,957.18     |                 |               |                 |
|           |             |   |   |                | \$0.00          |                |                 |               |                 |
| 3039      | 102         | Circuit Clerk Commissioner's Fee Fund(Act 291 of 2013)                      |   |                |                 |                | \$5,600.00      | \$0.00        | \$5,600.00      |
|           |             | 102-2001  | General Supplies(consumed or altered)     | \$0.00         | \$0.00          | \$0.00         |                 |               |                 |
|           |             |   |   |                | \$0.00          |                |                 |               |                 |
| 3042      | 105         | Assessor's Late Assessment Fee Fund   |   |                |                 |                | \$28,375.00     | \$0.00        | \$28,375.00     |
|           |             | 105-2001  | General Supplies(consumed or altered)     | \$0.00         | \$0.00          | \$0.00         |                 |               |                 |
|           |             |   |   |                | \$0.00          |                |                 |               |                 |
| 3045      | 409         | District Court Specialty Court Fund   |   |                |                 |                | \$48,767.91     | \$0.00        | \$48,767.91     |
|           |             | 409-2001  | General Supplies(consumed or altered)     | \$10.00        | \$7.86          | \$17.86        |                 |               |                 |
|           |             | 409-2002  | Small Equipment(Less than capitalization) | \$10.00        | \$927.42        | \$937.42       |                 |               |                 |
|           |             | 409-3009  | Other Professional Services               | \$37,197.91    | -\$935.28       | \$36,262.63    |                 |               |                 |
|           |             |   |   |                | \$0.00          |                |                 |               |                 |
| 3046      | 116         | American Rescue Plan Fund   |   |                |                 |                | \$12,618,130.00 | -\$118,965.52 | \$12,499,164.48 |
|           |             | 116-3001  | Accounting & Auditing(Fed OMB)            | \$12,000.00    | \$750.00        | \$12,750.00    |                 |               |                 |
|           |             | 116-3004  | Engineering & Architectural               | \$2,000.00     | \$31,173.98     | \$33,173.98    |                 |               |                 |
|           |             | 116-3009  | Other Professional Services               | \$6,000,000.00 | -\$1,090,696.79 | \$4,909,303.21 |                 |               |                 |
|           |             | 116-4002  | Buildings & Improvement                   | \$2,600,000.00 | \$1,058,772.81  | \$3,658,772.81 |                 |               |                 |
|           |             | 116-4006  | Construction In Progress                  | \$2,000,000.00 | -\$118,965.52   | \$1,881,034.48 |                 |               |                 |
|           |             |   |   |                | -\$118,965.52   |                |                 |               |                 |

| Fund Dept | Office/Dept | Act  | Descript                                  | Old          | Change       | New          | Old          | Change     | New          |
|-----------|-------------|--|---|--------------|--------------|--------------|--------------|------------|--------------|
| 3048      | 422         | Adult Drug Court-Opioid Settlement                     |   |              |              |              | \$28,899.70  | \$0.00     | \$28,899.70  |
|           |             | 422-2001   | General Supplies(consumed or altered)     | \$0.00       | \$0.00       | \$0.00       |              |            |              |
|           |             |  |   |              | \$0.00       |              |              |            |              |
| 3490      | 400         | Sheriff Drug Abuse Resistance Education Fund(DARE)     |   |              |              |              | \$12,500.00  | \$0.00     | \$12,500.00  |
|           |             | 400-2002   | Small Equipment(Less than capitalization) | \$5,000.00   | -\$4,860.41  | \$139.59     |              |            |              |
|           |             | 400-3100   | Other Miscellaneous                       | \$7,000.00   | \$4,860.41   | \$11,860.41  |              |            |              |
|           |             |  |   |              | \$0.00       |              |              |            |              |
| 3492      | 400         | Sheriff Federal Drug Forfeiture Fund                   |   |              |              |              | \$9,000.00   | \$0.00     | \$9,000.00   |
|           |             | 400-2001   | General Supplies(consumed or altered)     | \$0.00       | \$0.00       | \$0.00       |              |            |              |
|           |             |  |   |              | \$0.00       |              |              |            |              |
| 3494      | 409         | ED District Court Automation Fund                      |   |              |              |              | \$6,430.00   | \$0.00     | \$6,430.00   |
|           |             | 409-2002   | Small Equipment(Less than capitalization) | \$0.00       | \$0.00       | \$0.00       |              |            |              |
|           |             |  |   |              | \$0.00       |              |              |            |              |
| 3498      | 418         | County Jail Fund                                       |   |              |              |              | \$148,000.00 | \$0.00     | \$148,000.00 |
|           |             | 418-2002   | Small Equipment(Less than capitalization) | \$0.00       | \$0.00       | \$0.00       |              |            |              |
|           |             |  |   |              | \$0.00       |              |              |            |              |
| 3501      | 418         | Juvenile Detention Facilities Operating Sup Grant Fund |   |              |              |              | \$31,167.00  | \$8,295.72 | \$39,462.72  |
|           |             | 418-2001   | General Supplies(consumed or altered)     | \$1,000.00   | \$454.47     | \$1,454.47   |              |            |              |
|           |             | 418-2002   | Small Equipment(Less than capitalization) | \$2,600.00   | \$6,748.03   | \$9,348.03   |              |            |              |
|           |             | 418-2009   | Inmate Supplies,Uniforms                  | \$2,000.00   | \$24,815.59  | \$26,815.59  |              |            |              |
|           |             | 418-2023   | Repair Parts                              | \$16,117.00  | -\$15,542.00 | \$575.00     |              |            |              |
|           |             | 418-3006   | Medical Dental Hospital                   | \$1,000.00   | \$199.63     | \$1,199.63   |              |            |              |
|           |             | 418-3021   | Postage                                   | \$500.00     | -\$500.00    | \$0.00       |              |            |              |
|           |             | 418-3030   | Travel                                    | \$500.00     | -\$500.00    | \$0.00       |              |            |              |
|           |             | 418-3100   | Other Miscellaneous                       | \$1,050.00   | -\$1,050.00  | \$0.00       |              |            |              |
|           |             | 418-3101   | Training & Education                      | \$500.00     | -\$430.00    | \$70.00      |              |            |              |
|           |             | 418-4002   | Buildings & Improvement                   | \$5,900.00   | -\$5,900.00  | \$0.00       |              |            |              |
|           |             |  |   |              | \$8,295.72   |              |              |            |              |
| 3508      | 414         | Juvenile Officer Supplemental Grant Fund               |   |              |              |              | \$9,000.00   | \$0.00     | \$9,000.00   |
|           |             | 414-1002   | Salaries-Part Time                        | \$0.00       | \$0.00       | \$0.00       |              |            |              |
|           |             |  |   |              | \$0.00       |              |              |            |              |
| 3518      | 414         | Byrne JAG Grant  |   |              |              |              | \$5,043.32   | \$198.07   | \$5,241.39   |
|           |             | 414-2001   | General Supplies(consumed or altered)     | \$3,000.00   | \$220.52     | \$3,220.52   |              |            |              |
|           |             | 414-2002   | Small Equipment(Less than capitalization) | \$10.00      | \$152.74     | \$162.74     |              |            |              |
|           |             | 414-2006   | Clothing & Uniforms                       | \$950.00     | \$908.13     | \$1,858.13   |              |            |              |
|           |             | 414-2007   | Fuel,Oil,Lubricants                       | \$500.00     | -\$500.00    | \$0.00       |              |            |              |
|           |             | 414-3009   | Other Professional Services               | \$500.00     | -\$500.00    | \$0.00       |              |            |              |
|           |             | 414-3100   | Other Miscellaneous                       | \$83.32      | -\$83.32     | \$0.00       |              |            |              |
|           |             |  |   |              | \$198.07     |              |              |            |              |
| 3519      | 422         | VTC Innovations Grant                                  |   |              |              |              | \$26,594.56  | \$0.00     | \$26,594.56  |
|           |             | 422-1010   | Workmen' Compensation                     | \$0.00       | \$0.00       | \$0.00       |              |            |              |
|           |             |  |   |              | \$0.00       |              |              |            |              |
| 3521      | 500         | Homeland Security Grant Program                        |   |              |              |              | \$382,104.00 | \$0.00     | \$382,104.00 |
|           |             | 500-1010   | Workmen' Compensation                     | \$16,285.00  | \$949.25     | \$17,234.25  |              |            |              |
|           |             | 500-3009   | Other Professional Services               | \$20,000.00  | -\$10,066.67 | \$9,933.33   |              |            |              |
|           |             | 500-4004   | Machinery & Equipment                     | \$277,969.00 | \$9,117.42   | \$287,086.42 |              |            |              |
|           |             |  |   |              | \$0.00       |              |              |            |              |
| 3522      | 422         | VET Treatment Court DIS Grant                          |   |              |              |              | \$226,231.58 | \$0.00     | \$226,231.58 |
|           |             | 422-2001   | General Supplies(consumed or altered)     | \$7,000.00   | -\$2,058.64  | \$4,941.36   |              |            |              |
|           |             | 422-3007   | Drug Testing                              | \$15,000.00  | -\$15,000.00 | \$0.00       |              |            |              |
|           |             | 422-3009   | Other Professional Services               | \$90,000.00  | \$17,058.64  | \$107,058.64 |              |            |              |
|           |             |  |   |              | \$0.00       |              |              |            |              |

| Fund Dept | Office/Dept | Act   | Descript                                  | Old         | Change       | New         | Old          | Change | New          |
|-----------|-------------|---|---|-------------|--------------|-------------|--------------|--------|--------------|
| 3523      | 409         | BJA Star Court  |   |             |              |             | \$313,148.08 | \$0.00 | \$313,148.08 |
|           |             | 409-1012  | Other Fringe Benefits(Including Health Ir | \$50.00     | \$50.00      | \$100.00    |              |        |              |
|           |             | 409-2001  | General Supplies(consumed or altered)     | \$24,500.00 | -\$50.00     | \$24,450.00 |              |        |              |
|           |             |   |   |             | \$0.00       |             |              |        |              |
| 3524      | 422         | VET Court Peer Recovery                               |   |             |              |             | \$10.00      | \$0.00 | \$10.00      |
|           |             | 422-1010  | Workmen' Compensation                     | \$0.00      | \$0.00       | \$0.00      |              |        |              |
|           |             |   |   |             | \$0.00       |             |              |        |              |
| 3525      | 422         | Mental Health Court Peer Recovery                     |   |             |              |             | \$10.00      | \$0.00 | \$10.00      |
|           |             | 422-1010  | Workmen' Compensation                     | \$0.00      | \$0.00       | \$0.00      |              |        |              |
|           |             |   |   |             | \$0.00       |             |              |        |              |
| 3526      | 409         | Star Court Peer Recovery                              |   |             |              |             | \$18,708.50  | \$0.00 | \$18,708.50  |
|           |             | 409-1001  | Salaries                                  | \$0.00      | \$0.00       | \$0.00      |              |        |              |
|           |             |   |   |             | \$0.00       |             |              |        |              |
| 3527      | 414         | Supplemental Juvenile Court Funding                   |   |             |              |             | \$7,600.00   | \$0.00 | \$7,600.00   |
|           |             | 414-2001  | General Supplies(consumed or altered)     | \$1,289.50  | -\$65.00     | \$1,224.50  |              |        |              |
|           |             | 414-3007  | Drug Testing                              | \$400.00    | \$65.00      | \$465.00    |              |        |              |
|           |             |   |   |             | \$0.00       |             |              |        |              |
| 3529      | 424         | AR Opioid Overdose Response Team Funding              |   |             |              |             | \$60,936.12  | \$0.00 | \$60,936.12  |
|           |             | 424-1001  | Salaries                                  | \$0.00      | \$38.96      | \$38.96     |              |        |              |
|           |             | 424-1009  | Health Insurance Match                    | \$9,316.12  | -\$6,919.57  | \$2,396.55  |              |        |              |
|           |             | 424-2002  | Small Equipment(Less than capitalization) | \$5,000.00  | \$4,433.82   | \$9,433.82  |              |        |              |
|           |             | 424-3009  | Other Professional Services               | \$10.00     | \$19,446.79  | \$19,456.79 |              |        |              |
|           |             | 424-4004  | Machinery & Equipment                     | \$17,000.00 | -\$17,000.00 | \$0.00      |              |        |              |
|           |             |   |   |             | \$0.00       |             |              |        |              |
| 3530      | 400         | DPS Public Safety Equipment Grant                     |   |             |              |             | \$65,000.00  | \$0.00 | \$65,000.00  |
|           |             | 400-2002  | Small Equipment(Less than capitalization) | \$12,000.00 | \$4,267.00   | \$16,267.00 |              |        |              |
|           |             | 400-3100  | Other Miscellaneous                       | \$10.00     | -\$10.00     | \$0.00      |              |        |              |
|           |             | 400-3102  | Comp Software/Sup/Maint/Recov             | \$990.00    | -\$990.00    | \$0.00      |              |        |              |
|           |             | 400-4005  | Vehicles                                  | \$52,000.00 | -\$3,267.00  | \$48,733.00 |              |        |              |
|           |             |   |   |             | \$0.00       |             |              |        |              |
| 3532      | 422         | BJA FY22 Adult Drug Court Discretionary Grant         |   |             |              |             | \$154,426.40 | \$0.00 | \$154,426.40 |
|           |             | 422-1001  | Salaries                                  | \$23,175.00 | \$76.81      | \$23,251.81 |              |        |              |
|           |             | 422-1006  | Social Security Match                     | \$1,772.89  | \$4.69       | \$1,777.58  |              |        |              |
|           |             | 422-1007  | Retirement Match                          | \$3,550.41  | \$9.68       | \$3,560.09  |              |        |              |
|           |             | 422-1009  | Health Insurance Match                    | \$9,818.00  | -\$9,818.00  | \$0.00      |              |        |              |
|           |             | 422-2002  | Small Equipment(Less than capitalization) | \$5,000.00  | -\$5,000.00  | \$0.00      |              |        |              |
|           |             | 422-3009  | Other Professional Services               | \$75,000.00 | \$21,746.00  | \$96,746.00 |              |        |              |
|           |             | 422-3030  | Travel                                    | \$8,000.00  | -\$7,087.89  | \$912.11    |              |        |              |
|           |             | 422-3102  | Comp Software/Sup/Maint/Recov             | \$15.00     | \$68.71      | \$83.71     |              |        |              |
|           |             |   |   |             | \$0.00       |             |              |        |              |
| 3533      | 500         | Craighead County Saferoom Grant                       |   |             |              |             | \$830,000.00 | \$0.00 | \$830,000.00 |
|           |             | 500-2001  | General Supplies(consumed or altered)     | \$0.00      | \$0.00       | \$0.00      |              |        |              |
|           |             |   |   |             | \$0.00       |             |              |        |              |
| 3535      | 422         | CY22 Accountability Court Grant Adult Drug Court Fund |   |             |              |             | \$2,067.00   | \$0.00 | \$2,067.00   |
|           |             | 422-2001  | General Supplies(consumed or altered)     | \$0.00      | \$0.00       | \$0.00      |              |        |              |
|           |             |   |   |             | \$0.00       |             |              |        |              |
| 3536      | 400         | SRT Body Worn Camera Grant                            |   |             |              |             | \$10.00      | \$0.00 | \$10.00      |
|           |             | 400-2001  | General Supplies(consumed or altered)     | \$0.00      | \$0.00       | \$0.00      |              |        |              |
|           |             |   |   |             | \$0.00       |             |              |        |              |
| 3537      | 310         | FY21 Connect & Protect LE Behavioral Health Grant     |   |             |              |             | \$76,878.73  | \$0.00 | \$76,878.73  |
|           |             | 310-1001  | Salaries(CIT Law Enforcement Coord)       | \$0.00      | \$38.96      | \$38.96     |              |        |              |
|           |             | 310-3009  | Other Professional Services               | \$55,000.00 | -\$4,049.37  | \$50,950.63 |              |        |              |
|           |             | 310-3094  | Meals & Lodging                           | \$750.00    | \$626.72     | \$1,376.72  |              |        |              |
|           |             | 310-3100  | Other Miscellaneous                       | \$50.00     | \$3,383.69   | \$3,433.69  |              |        |              |
|           |             |   |   |             | \$0.00       |             |              |        |              |

| Fund Dept                          | Office/Dept | Act   | Descript                                  | Old            | Change      | New            | Old                    | Change        | New                    |
|------------------------------------|-------------|---|---|----------------|-------------|----------------|------------------------|---------------|------------------------|
| 3549                               | 409         | Craighead County Star Court Grant               |   |                |             |                | \$98,932.76            | \$0.00        | \$98,932.76            |
|                                    |             | 409-3009  | Other Professional Services               | \$37,000.00    | \$7,003.72  | \$44,003.72    |                        |               |                        |
|                                    |             | 409-3030  | Travel                                    | \$8,400.00     | -\$7,003.72 | \$1,396.28     |                        |               |                        |
|                                    |             |   |   |                | \$0.00      |                |                        |               |                        |
| 3578                               | 409         | District Court DWI Court Fund                   |   |                |             |                | \$15,000.00            | \$0.00        | \$15,000.00            |
|                                    |             | 409-3030  | Travel                                    | \$11,000.00    | -\$7,028.15 | \$3,971.85     |                        |               |                        |
|                                    |             | 409-3094  | Meals & Lodging                           | \$3,000.00     | \$1,908.15  | \$4,908.15     |                        |               |                        |
|                                    |             | 409-3100  | Other Miscellaneous                       | \$10.00        | \$5,120.00  | \$5,130.00     |                        |               |                        |
|                                    |             |   |   |                | \$0.00      |                |                        |               |                        |
| 3583                               | 422         | Court Improvement program Grant Fund            |   |                |             |                | \$10,000.00            | \$0.00        | \$10,000.00            |
|                                    |             | 422-2001  | General Supplies(consumed or altered)     | \$0.00         | \$0.00      | \$0.00         |                        |               |                        |
|                                    |             |   |   |                | \$0.00      |                |                        |               |                        |
| 3587                               | 116         | Arkansas Historic Preservation Program          |   |                |             |                | \$91,520.00            | \$0.00        | \$91,520.00            |
|                                    |             | 116-3009  | Other Professional Services               | \$75,000.00    | \$6,576.57  | \$81,576.57    |                        |               |                        |
|                                    |             | 116-3100  | Other Miscellaneous                       | \$5,000.00     | -\$5,000.00 | \$0.00         |                        |               |                        |
|                                    |             | 116-4002  | Buildings & Improvement                   | \$5,000.00     | \$3,343.65  | \$8,343.65     |                        |               |                        |
|                                    |             | 116-4003  | Improvements other than Buildings         | \$5,000.00     | -\$4,920.22 | \$79.78        |                        |               |                        |
|                                    |             |   |   |                | \$0.00      |                |                        |               |                        |
| 3589                               | 310         | Crisis Stabilization Unit(Start up,Furnishings) |   |                |             |                | \$1,080,000.00         | \$93,861.23   | \$1,173,861.23         |
|                                    |             | 310-3009  | Other Professional Services               | \$1,080,000.00 | \$93,861.23 | \$1,173,861.23 |                        |               |                        |
|                                    |             |   |   |                | \$93,861.23 |                |                        |               |                        |
| 3591                               | 503         | Rural Community Grant Program/Brookland Fire    |   |                |             |                | \$30,000.00            | \$0.00        | \$30,000.00            |
|                                    |             | 503-2002  | Small Equipment(Less than capitalization) | \$29,900.00    | \$100.00    | \$30,000.00    |                        |               |                        |
|                                    |             | 503-3100  | Other Miscellaneous                       | \$100.00       | -\$100.00   | \$0.00         |                        |               |                        |
|                                    |             |   |   |                | \$0.00      |                |                        |               |                        |
| 3594                               | 400         | Sheriff Project Lifesaver Fund                  |   |                |             |                | \$0.75                 | \$0.00        | \$0.75                 |
|                                    |             | 400-2002  | Small Equipment(Less than capitalization) | \$0.00         | \$0.00      | \$0.00         |                        |               |                        |
|                                    |             |   |   |                | \$0.00      |                |                        |               |                        |
| 3598                               | 422         | AOC Courthouse Security Grant Fund              |   |                |             |                | \$18,000.00            | \$0.00        | \$18,000.00            |
|                                    |             | 422-3100  | Other Miscellaneous                       | \$500.00       | -\$500.00   | \$0.00         |                        |               |                        |
|                                    |             | 422-4004  | Machinery & Equipment                     | \$17,500.00    | \$500.00    | \$18,000.00    |                        |               |                        |
|                                    |             |   |   |                | \$0.00      |                |                        |               |                        |
| 6009                               | 600         | Law Library Fund                                |   |                |             |                | \$59,544.00            | \$2,874.11    | \$62,418.11            |
|                                    |             | 600-2001  | General Supplies(consumed or altered)     | \$500.00       | \$1,064.39  | \$1,564.39     |                        |               |                        |
|                                    |             | 600-2002  | Small Equipment(Less than capitalization) | \$500.00       | -\$500.00   | \$0.00         |                        |               |                        |
|                                    |             | 600-3009  | Other Professional Services               | \$15,600.00    | \$1,573.00  | \$17,173.00    |                        |               |                        |
|                                    |             | 600-3020  | Telephone & Fax-Landline                  | \$2,500.00     | \$1,086.34  | \$3,586.34     |                        |               |                        |
|                                    |             | 600-3023  | Internet Connection                       | \$2,000.00     | -\$2,000.00 | \$0.00         |                        |               |                        |
|                                    |             | 600-3052  | Fire & Extended Coverage                  | \$1,344.00     | -\$1,344.00 | \$0.00         |                        |               |                        |
|                                    |             | 600-3063  | Waste Disposal                            | \$2,500.00     | -\$1,766.53 | \$733.47       |                        |               |                        |
|                                    |             | 600-3070  | Land and Buildings                        | \$15,000.00    | -\$1,800.00 | \$13,200.00    |                        |               |                        |
|                                    |             | 600-3073  | Lease Mach & Equip(Incl copier)           | \$2,000.00     | -\$2,000.00 | \$0.00         |                        |               |                        |
|                                    |             | 600-3090  | Dues-Memberships-Subscriptions            | \$15,000.00    | \$11,025.29 | \$26,025.29    |                        |               |                        |
|                                    |             | 600-3094  | Meals & Lodging                           | \$1,500.00     | -\$1,500.00 | \$0.00         |                        |               |                        |
|                                    |             | 600-3100  | Other Miscellaneous                       | \$100.00       | \$35.62     | \$135.62       |                        |               |                        |
|                                    |             | 600-3102  | Comp Software/Sup/Maint/Recov             | \$1,000.00     | -\$1,000.00 | \$0.00         |                        |               |                        |
|                                    |             |   |   |                | \$2,874.11  |                |                        |               |                        |
| 6400                               | 600         | Jonesboro Public Library Fund                   |   |                |             |                | \$1,994,898.00         | \$0.00        | \$1,994,898.00         |
|                                    |             | 600-9999  | Transfer to Other Funds                   | \$0.00         | \$0.00      | \$0.00         |                        |               |                        |
|                                    |             |   |   |                | \$0.00      |                |                        |               |                        |
| <b>Total Special Revenue Funds</b> |             |   |   |                |             |                | <b>\$43,030,477.60</b> | <b>\$0.00</b> | <b>\$43,030,477.60</b> |
| <b>Total of All Funds</b>          |             |   |   |                |             |                | <b>\$71,540,252.42</b> | <b>\$0.00</b> | <b>\$71,540,252.42</b> |

Be it resolved by the Craighead County Quorum Court that these changes be made as described upon passage of this appropriation/redistribution ordinance.

Dated this \_\_\_\_\_ day of April, 2026.

Approved: \_\_\_\_\_  
Marvin Day  
Craighead County Judge

Attest: \_\_\_\_\_  
MaryDawn Marshall  
Craighead County Clerk

**APPROPRIATION ORDINANCE NO. \_\_\_\_\_**

**BE IT ENACTED BY THE QUORUM COURT OF CRAIGHEAD COUNTY, ARKANSAS; AN ORDINANCE TO BE ENTITLED:**

An Ordinance amending the 2026 Annual Operating Budget to add funds to County Jail Fund, Fund 3498 to re-roof the existing flat roof of the Craighead County Detention Center.

**Section 1.** Through Arkansas Code 14-22-101 through 14-22-115, the proper bidding procedures were followed and a bid was awarded on March 24, 2026 to re-roof the existing roof at the Craighead County Detention Center.

**Section 2.** That Fund 3498 have monies added to line items 2002, 2020, 3100 and 4002 for the purpose of the installation of a new roof system, including all labor, materials, insurances, taxes, and other costs associated.

|                  |                                 | <u>Old</u> | <u>Change</u> | <u>New</u>   |
|------------------|---------------------------------|------------|---------------|--------------|
| <b>FUND 3498</b> | <b>County Jail Fund</b>         |            |               |              |
| Dept 0418        | Construction-Operation          | \$0.00     | \$300,000.00  | \$300,000.00 |
|                  |                                 |            |               |              |
| <u>Account</u>   | <u>Description</u>              | <u>Old</u> | <u>Change</u> | <u>New</u>   |
|                  | <b><u>Supplies</u></b>          |            |               |              |
| 2002             | Small Equipment                 | \$0.00     | \$3,000.00    | \$3,000.00   |
| 2020             | Building Materials and Supplies | \$0.00     | \$500.00      | \$500.00     |
|                  | <b><u>Other Services</u></b>    |            |               |              |
| 3100             | Other Miscellaneous             | \$0.00     | \$500.00      | \$500.00     |
|                  | <b><u>Capital Outlay</u></b>    |            |               |              |
| 4002             | Buildings and Improvements      | \$0.00     | \$296,000.00  | \$296,000.00 |
|                  | <b>Total Department Budget</b>  | \$0.00     | \$300,000.00  | \$300,000.00 |

There is hereby appropriated \$300,000.00 into Fund 3498, Dept 0418, County Jail Fund for adding funds into the County Jail Fund Budget. These funds shall be established in the chart of accounts by the County Treasurer and entered into the accounts payable appropriations journal by the County Clerk as described, upon passage of this appropriations ordinance.

Dated this \_\_\_\_\_ day of \_\_\_\_\_ 2026

Approved: \_\_\_\_\_  
 Marvin Day  
 Craighead County Judge

Attest: \_\_\_\_\_  
 Mary Dawn Marshall  
 Craighead County Clerk

"This publication was paid for by the Craighead County Clerk, cost of publication \_\_\_\_\_."

**APPROPRIATION ORDINANCE NO. \_\_\_\_\_**

**BE IT ENACTED BY THE QUORUM COURT OF CRAIGHEAD COUNTY, ARKANSAS; AN ORDINANCE TO BE ENTITLED:**

An Ordinance amending the 2026 Annual Operating Budget ,County General Fund, Fund 1000, County Clerk, Department 101, to add funds to the salary of Head Probate Clerk

**Section 1.** Craighead County's Job Evaluation and Salary Administration Policy, which was approved by the Craighead County Quorum Court on June 28, 2021, to provide guidance on merit increase procedures, states the procedures for authorizing a merit increase over the budgeted amount includes approval from the JESAP Committee, Public Service Committee, Finance Committee and the Quorum Court.

**Section 2.** That Fund 1000, General Fund, Department 0101, County Clerk, will have funds added in the 2026 Annual Operating Budget to allow for a merit increase for the Head Probate Clerk employee, recommended by the JESAP committee and Public Service Committee.

**Section 3.** In conjunction with the 2026 Budget Amendment, a review was conducted of the Head Probate Clerk and this employee has exceeded expectations of their job duties. Their willingness to step into additional roles when needed and oversee part time employees makes this merit increase appropriate.

|                  |                          |              |               |              |
|------------------|--------------------------|--------------|---------------|--------------|
| <b>FUND 1000</b> | County General           | <u>Old</u>   | <u>Change</u> | <u>New</u>   |
| Dept 0101        | County Clerk             | \$814,156.67 | \$3,186.45    | \$817,343.12 |
| <b>Account</b>   | <b>Description</b>       | <b>Old</b>   | <b>Change</b> | <b>New</b>   |
|                  | <u>Personal Services</u> |              |               |              |
| 1001             | Head Probate Clerk       | \$50,897.55  | \$2,602.45    | \$53,500.00  |
| 1006             | Social Security Match    | \$41,115.64  | \$199.09      | \$41,314.73  |
| 1007             | Retirement Match         | \$82,338.77  | \$384.91      | \$82,723.69  |
|                  |                          |              | \$3,186.45    |              |

There is hereby appropriated an additional \$3,186.45 into Fund 1000, Dept 0101, for adding funds in to the Head Probate Clerk salary. These funds shall be established in the chart of accounts by the County Treasurer and entered into the accounts payable appropriations journal by the County Clerk as described, upon passage of this appropriations ordinance.

Dated this \_\_\_\_\_ day of \_\_\_\_\_ 2026

Approved: \_\_\_\_\_  
 Marvin Day  
 Craighead County Judge

Attest: \_\_\_\_\_  
 MaryDawn Marshall  
 Craighead County Clerk

“This publication was paid for by the Craighead County Clerk, cost of publication \_\_\_\_\_.”

**APPROPRIATION ORDINANCE NO. \_\_\_\_\_**

**BE IT ENACTED BY THE QUORUM COURT OF CRAIGHEAD COUNTY,  
ARKANSAS; AN ORDINANCE TO BE ENTITLED:**

An Ordinance amending the 2026 Annual Operating Budget to re-appropriate funds in Fund 3522, Veterans Treatment Court Discretionary Grant to allow for a Bureau of Justice Assistance (BJA) grant-funded position of a Veterans Mentor Coordinator for the Veterans Treatment Court.

**SECTION 1.** That BJA grant funds were awarded to Craighead County in 2023 in the amount of \$950,000 for a four-year grant period continuing until 9/30/2027. These funds are to support the personnel, travel and supplies of Veterans Treatment Court. These grant funds are required to be included in and expended through the County's Annual Operating Budget for tracking and auditing purposes.

**SECTION 2.** That the effect of this Appropriation Ordinance is to allocate funds to allow for a Veterans Mentor Coordinator position, which is reimburseable by the BJA grant at 100%, however, the change is revenue neutral, with no additional funds.

| <b>FUND 3522</b> |  | <u>Old</u>   | <u>Change</u> | <u>New</u>   |
|------------------|--|--------------|---------------|--------------|
| Dept 0422        | Veterans Treatment Court Discretionary Grant<br>Adult Drug Court (Special Revenue) | \$301,918.72 | \$0.00        | \$301,918.72 |

| Account | Description | <u>Old</u> | <u>Change</u> | <u>New</u> |
|---------|-------------|------------|---------------|------------|
|---------|-------------|------------|---------------|------------|

**PERSONAL SERVICES**

|      |                                |                    |                    |                    |
|------|--------------------------------|--------------------|--------------------|--------------------|
| 1001 | SALARIES                       |                    |                    |                    |
|      | VETERANS COURT COORD 50/50 MHC | \$24,333.75        | \$0.00             | \$24,333.75        |
|      | VETERANS MENTOR COORDINATOR    | \$0.00             | \$46,350.00        | \$46,350.00        |
| 2    | TOTAL SALARIES                 | <u>\$24,333.75</u> | <u>\$46,350.00</u> | <u>\$70,683.75</u> |

|      |  |            |            |             |
|------|--|------------|------------|-------------|
| 1006 | SOCIAL SECURITY MATCH                          | \$1,861.53 | \$3,545.78 | \$5,407.31  |
| 1007 | RETIREMENT MATCH                               | \$3,727.93 | \$7,100.82 | \$10,828.75 |
| 1009 | HEALTH INSURANCE MATCH                         | \$6,970.56 | \$6,970.56 | \$13,941.12 |
| 1010 | WORKMEN'S COMPENSATION                         | \$78.95    | \$77.85    | \$156.80    |
| 1011 | UNEMPLOYMENT COMPENSATION                      | \$576.00   | \$0.00     | \$576.00    |
| 1012 | OTHER FRINGE BENEFITS(INCL WELLNESS INCENTIVE) | \$50.00    | \$0.00     | \$50.00     |
| 1016 | LIFE INSURANCE                                 | \$100.00   | \$0.00     | \$100.00    |
| 1017 | VACATION-PERSONAL TIME BUYBACK                 | \$10.00    | \$0.00     | \$10.00     |
| 1018 | HEALTH INSURANCE REIMBURSEMENT                 | \$100.00   | \$0.00     | \$100.00    |

**SUPPLIES**

|      |   |             |                |            |
|------|---|-------------|----------------|------------|
| 2001 | GENERAL SUPPLIES(CONSUMED OR ALTERED)     | \$10,000.00 | \$ (5,000.00)  | \$5,000.00 |
| 2002 | SMALL EQUIPMENT(LESS THAN CAPITALIZATION) | \$15,000.00 | \$ (13,045.00) | \$1,955.00 |

**OTHER SERVICES AND CHARGES**

|      |                             |              |                |              |
|------|-----------------------------|--------------|----------------|--------------|
| 3002 | MANAGEMENT CONSULTING       | \$0.00       |                | \$0.00       |
| 3007 | DRUG TESTING                | \$25,000.00  | \$ (21,000.00) | \$4,000.00   |
| 3009 | OTHER PROFESSIONAL SERVICES | \$175,000.00 | \$ (25,000.00) | \$150,000.00 |
| 3020 | TELEPHONE & FAX-LANDLINE    | \$1,500.00   | \$0.00         | \$1,500.00   |
| 3021 | POSTAGE                     | \$100.00     | \$0.00         | \$100.00     |
| 3022 | CELL PHONES & PAGERS        | \$5,000.00   | \$0.00         | \$5,000.00   |
| 3023 | INTERNET CONNECTION         | \$10.00      | \$0.00         | \$10.00      |
| 3030 | TRAVEL                      | \$15,000.00  | \$0.00         | \$15,000.00  |
| 3040 | ADVERTISING & PUBLICATION   | \$3,000.00   | \$0.00         | \$3,000.00   |

|   |              |                |              |
|---|--------------|----------------|--------------|
| 3094 MEALS & LODGING                      | \$7,500.00   | \$0.00         | \$7,500.00   |
| 3100 OTHER MISCELLANEOUS                  | \$2,500.00   | \$0.00         | \$2,500.00   |
| 3101 TRAINING & EDUCATION                 | \$3,500.00   | \$0.00         | \$3,500.00   |
| 3102 COMP SOFTWARE,SUPPORT/MAINT/RECOVER\ | \$1,000.00   | \$0.00         | \$1,000.00   |
| 88889999 INTERFUND TRANSFERS              | \$0.00       | \$0.00         | \$0.00       |
| SUB TOTAL EXPENDITURES                    | \$277,584.97 | \$ (46,350.00) | \$231,234.97 |
| TOTAL DEPARTMENT BUDGET                   | \$301,918.72 |                | \$301,918.72 |

There is hereby appropriated funding for the position of Veterans Mentor Coordinator into Fund 3522, Dept 0422, Veterans Treatment Court Discretionary Grant, to provide for the reimburseable grant position. These funds shall be established in the Chart of Accounts by the County Treasurer and entered into the accounts payable appropriations journal by the County Clerk as described upon passage of this appropriation ordinance.

Dated this \_\_\_\_\_ day of \_\_\_\_\_ 2026.

Approved: \_\_\_\_\_

Marvin Day  
Craighead County Judge

Attest: \_\_\_\_\_

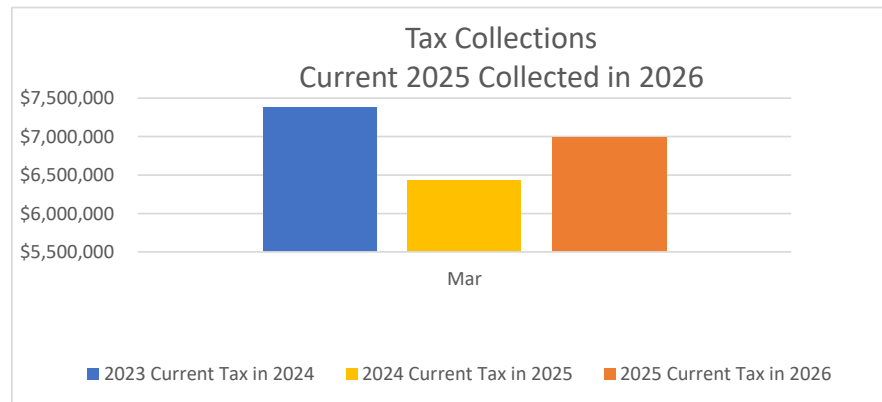
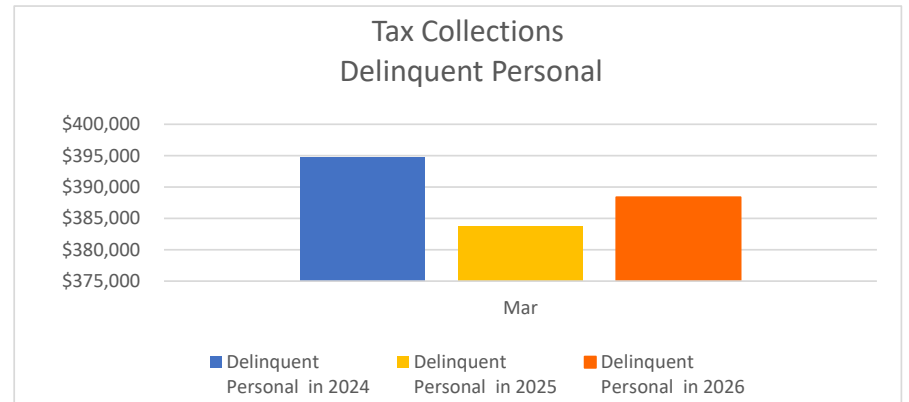

MaryDawn Marshall  
Craighead County Clerk

“This publication was paid for by the Craighead County Clerk, cost of publication \_\_\_\_\_.”



## Current Tax Year 2025 Collected in 2026

|            | 2024 Current Tax in 2025 | 2025 Current Tax in 2026 | Delinquent Real Estate in 2025 | Delinquent Real Estate in 2026 | Delinquent Personal in 2025 | Delinquent Personal in 2026 | Total Tax in 2024     | Total Tax in 2025     | Total Tax in 2026   | TOTAL Difference        | % Difference YTD % |
|------------|--------------------------|--------------------------|--------------------------------|--------------------------------|-----------------------------|-----------------------------|-----------------------|-----------------------|---------------------|-------------------------|--------------------|
| Jan        | \$ 0                     | \$ -                     | \$ 247,049                     | \$ 394,655                     | \$ 372,102                  | \$ 324,685                  | \$ 530,585            | \$ 619,150            | \$ 719,339          | \$ 100,189              | 16.2%              |
| Feb        | \$ 591,188               | \$ 713,805               | \$ 209,644                     | \$ 312,142                     | \$ 364,656                  | \$ 402,269                  | \$ 3,308,268          | \$ 1,165,488          | \$ 1,428,216        | \$ 262,728              | 22.5%              |
| Mar        | \$ 6,428,512             | \$ 6,983,515             | \$ 275,522                     | \$ 282,749                     | \$ 383,703                  | \$ 388,393                  | \$ 7,988,824          | \$ 7,087,737          | \$ 7,654,657        | \$ 566,919              | 8.0%               |
| Apr        | \$ 27,466,161            | \$ -                     | \$ 194,754                     | \$ -                           | \$ 203,133                  | \$ -                        | \$ 25,390,759         | \$ 27,864,048         | \$ -                | \$ (27,864,048)         | -100.0%            |
| May        | \$ 3,642,817             | \$ -                     | \$ 313,882                     | \$ -                           | \$ 224,482                  | \$ -                        | \$ 3,770,195          | \$ 4,181,182          | \$ -                | \$ (4,181,182)          | -100.0%            |
| Jun        | \$ 2,826,579             | \$ -                     | \$ 83,843                      | \$ -                           | \$ 171,604                  | \$ -                        | \$ 2,858,279          | \$ 3,082,026          | \$ -                | \$ (3,082,026)          | -100.0%            |
| Jul        | \$ 1,929,297             | \$ -                     | \$ 67,426                      | \$ -                           | \$ 129,526                  | \$ -                        | \$ 2,152,878          | \$ 2,126,248          | \$ -                | \$ (2,126,248)          | -100.0%            |
| Aug        | \$ 3,850,129             | \$ -                     | \$ 38,769                      | \$ -                           | \$ 123,703                  | \$ -                        | \$ 2,971,908          | \$ 4,012,602          | \$ -                | \$ (4,012,602)          | -100.0%            |
| Sep        | \$ 16,162,725            | \$ -                     | \$ 93,819                      | \$ -                           | \$ 88,200                   | \$ -                        | \$ 15,627,348         | \$ 16,344,743         | \$ -                | \$ (16,344,743)         | -100.0%            |
| Oct        | \$ 40,923,799            | \$ -                     | \$ 1,486,200                   | \$ -                           | \$ 767,490                  | \$ -                        | \$ 42,714,850         | \$ 43,177,490         | \$ -                | \$ (43,177,490)         | -100.0%            |
| Nov        | \$ -                     | \$ -                     | \$ 870,338                     | \$ -                           | \$ 1,144,542                | \$ -                        | \$ 1,659,959          | \$ 2,014,880          | \$ -                | \$ (2,014,880)          | -100.0%            |
| Dec        | \$ -                     | \$ -                     | \$ 360,489                     | \$ -                           | \$ 443,784                  | \$ -                        | \$ 886,373            | \$ 804,273            | \$ -                | \$ (804,273)            | -100.0%            |
| <b>YTD</b> | <b>\$ 103,821,207</b>    | <b>\$ 7,697,320</b>      | <b>\$ 4,241,736</b>            | <b>\$ 989,546</b>              | <b>\$ 4,416,926</b>         | <b>\$ 1,115,346</b>         | <b>\$ 109,860,225</b> | <b>\$ 112,479,869</b> | <b>\$ 9,802,212</b> | <b>\$ (102,677,657)</b> | <b>-91.3% YTD</b>  |
|            | <b>\$7,019,699.3</b>     | <b>9.7%</b>              | <b>\$732,215.2</b>             | <b>35.1%</b>                   | <b>\$1,120,461.5</b>        | <b>-0.5%</b>                | <b>\$11,827,677.1</b> | <b>\$8,872,376.0</b>  | <b>10.5%</b>        | <b>\$ (102,677,657)</b> |                    |



# General Ledger Balances by Fund -- Month 3 (FY2026)

Parameters: Date Range: 3/1/2026-3/31/2026 Selected Funds: 143  Summary

| Fund - Revenue Code                             | Beginning Balance | Cash Receipts | Void Checks | Transfer In | Tax Transfer In | Com Earned | Void Receipts | Warrants Paid  | Transfer Out | Tax Transfer Out | Com Charged Other | Checks   | Ending Balance |
|---|-------------------|---------------|-------------|-------------|-----------------|------------|---------------|----------------|--------------|------------------|-------------------|----------|----------------|
| 1000 General Fund                               | 9,387,366.76      | 676,679.53    | 2,655.36    | 544,253.81  | 266,862.77      | 0.00       | 0.00          | (1,863,297.64) | (163,093.25) | (9,102.52)       | (15,395.22)       | (174.56) | 8,826,755.04   |
| 1002 Employee Insurance Fund                    | 463,488.15        | 1,569.25      | 100.00      | 214,697.25  | 0.00            | 0.00       | 0.00          | (201,990.28)   | 0.00         | 0.00             | (26.98)           | (235.28) | 477,602.11     |
| 1005 Coronavirus Relief Fund                    | 1,700,186.86      | 0.00          | 0.00        | 6,542.73    | 0.00            | 0.00       | 0.00          | 0.00           | 0.00         | 0.00             | (109.16)          | 0.00     | 1,706,620.43   |
| 1007 Local Assistance Tribal Consistency Fund   | 0.00              | 0.00          | 0.00        | 17.27       | 0.00            | 0.00       | 0.00          | 0.00           | (17.27)      | 0.00             | 0.00              | 0.00     | 0.00           |
| 1886 District Court Operations Fund             | 124,140.19        | 0.00          | 0.00        | 30,673.12   | 0.00            | 0.00       | 0.00          | 0.00           | 0.00         | 0.00             | (9.13)            | 0.00     | 154,804.18     |
| 1890 Jacob Kade Holliday Restitution Fund       | 138,576.19        | 250.00        | 0.00        | 444.82      | 0.00            | 0.00       | 0.00          | 0.00           | (444.82)     | 0.00             | 0.00              | 0.00     | 138,826.19     |
| 1892 Capital Fund                               | 3,593,883.57      | 39,720.79     | 0.00        | 53,619.93   | 0.00            | 0.00       | 0.00          | 0.00           | 0.00         | 0.00             | (1,262.06)        | 0.00     | 3,685,962.23   |
| 1896 Unclaimed Property Fund                    | 328,896.46        | 0.00          | 0.00        | 0.00        | 0.00            | 0.00       | 0.00          | 0.00           | 0.00         | 0.00             | 0.00              | 0.00     | 328,896.46     |
| 2000 Road Fund                                  | 10,748,178.16     | 441,065.67    | 4,029.29    | 168,448.66  | 31,815.56       | 0.00       | 0.00          | (702,205.41)   | (37,032.96)  | (2,478.19)       | (10,145.72)       | (36.66)  | 10,641,638.40  |
| 2003 Additional Motor Fuel Tax Fund (Act 416 of | 138,333.88        | 19,287.10     | 0.00        | 4,866.82    | 0.00            | 0.00       | 0.00          | 0.00           | 0.00         | 0.00             | (395.66)          | 0.00     | 162,092.14     |
| 2998 Crowley's Ridge Gravel Trail TAP Grant     | 0.00              | 0.00          | 0.00        | 0.00        | 0.00            | 0.00       | 0.00          | 0.00           | 0.00         | 0.00             | 0.00              | 0.00     | 0.00           |
| 3000 Treasurer's Automation Fund                | 109,425.67        | 0.00          | 0.00        | 115,175.82  | 0.00            | 0.00       | 0.00          | (7,864.60)     | (580.66)     | 0.00             | 0.00              | 0.00     | 216,156.23     |
| 3001 Collector Automation Fund                  | 609,670.95        | 0.00          | 0.00        | 2,142.43    | 0.00            | 0.00       | 0.00          | (41,828.24)    | (3,657.06)   | 0.00             | (37.63)           | 0.00     | 566,290.45     |
| 3002 Circuit Court Automation (Act 1262)Fund    | 91,303.49         | 1,816.58      | 0.00        | 931.35      | 0.00            | 0.00       | 0.00          | 0.00           | 0.00         | 0.00             | (42.32)           | 0.00     | 94,009.10      |
| 3003 WD District Court Automation Fund          | 444,810.78        | 10,800.55     | 0.00        | 3,243.60    | 0.00            | 0.00       | 0.00          | (568.42)       | 0.00         | 0.00             | (245.03)          | 0.00     | 458,041.48     |
| 3004 Assessor's Amendment No. 79 Fund           | 236,993.35        | 0.00          | 0.00        | 1,375.07    | 0.00            | 0.00       | 0.00          | (410.00)       | 0.00         | 0.00             | (15.23)           | 0.00     | 237,943.19     |
| 3005 County Clerk's Cost Fund                   | 13,339.84         | 4,150.50      | 0.00        | 884.99      | 0.00            | 0.00       | 0.00          | (344.01)       | 0.00         | 0.00             | (84.08)           | 0.00     | 17,947.24      |
| 3006 Recorder's Cost Fund                       | 25,224.27         | 62,097.86     | 163.15      | 11,128.84   | 0.00            | 0.00       | 0.00          | (60,941.27)    | (5,791.00)   | 0.00             | (1,245.21)        | (163.15) | 30,473.49      |
| 3008 County Library Fund                        | 0.00              | 0.00          | 0.00        | 10,072.87   | 8,465.29        | 0.00       | 0.00          | (18,368.85)    | 0.00         | (611.75)         | (169.31)          | 0.00     | (611.75)       |
| 3012 Child Support Cost Fund                    | 14,947.96         | 0.00          | 0.00        | 79.48       | 0.00            | 0.00       | 0.00          | 0.00           | 0.00         | 0.00             | (0.96)            | 0.00     | 15,026.48      |
| 3014 Communication Facility & Equipment Fund    | 431,175.25        | 11,291.13     | 0.00        | 18,571.08   | 0.00            | 0.00       | 0.00          | (25,496.14)    | 0.00         | 0.00             | (502.74)          | 0.00     | 435,038.58     |
| 3015 Drug Control Fund                          | 23,106.82         | 0.00          | 0.00        | 117.10      | 0.00            | 0.00       | 0.00          | 0.00           | 0.00         | 0.00             | (1.48)            | 0.00     | 23,224.44      |
| 3017 Jail Operation and Maintenance Fund        | 274,664.82        | 24,419.22     | 0.00        | 5,001.93    | 0.00            | 0.00       | 0.00          | 0.00           | 0.00         | 0.00             | (507.13)          | 0.00     | 303,578.84     |
| 3018 County Detention Facility Fund             | 20,745.71         | 2,652.97      | 0.00        | 417.36      | 0.00            | 0.00       | 0.00          | 0.00           | 0.00         | 0.00             | (54.53)           | 0.00     | 23,761.51      |
| 3019 Boating Safety Fund                        | 36,858.86         | 0.00          | 0.00        | 238.51      | 0.00            | 0.00       | 0.00          | 0.00           | 0.00         | 0.00             | (2.37)            | 0.00     | 37,095.00      |
| 3020 Emergency 911 Fund                         | 204,358.26        | 93.84         | 0.00        | 1,325.33    | 0.00            | 0.00       | 0.00          | (1,493.28)     | 0.00         | 0.00             | (14.97)           | 0.00     | 204,269.18     |
| 3022 Emergency Vehicle Fund                     | 47,574.80         | 1,199.92      | 0.00        | 1,358.51    | 0.00            | 0.00       | 0.00          | 0.00           | 0.00         | 0.00             | (27.15)           | 0.00     | 50,106.08      |
| 3024 Public Defender (17-19-301) Fund           | 68,693.54         | 0.00          | 0.00        | 301.95      | 0.00            | 0.00       | 0.00          | 0.00           | 0.00         | 0.00             | (4.41)            | 0.00     | 68,991.08      |
| 3026 Indigent Criminal Defense Fund             | 190,722.03        | 0.00          | 0.00        | 15,250.87   | 0.00            | 0.00       | 0.00          | (5,713.41)     | (1,686.18)   | 0.00             | (12.58)           | 0.00     | 198,560.73     |
| 3028 Adult Drug Court Fund                      | 11,259.97         | 620.00        | 0.00        | 79.93       | 0.00            | 0.00       | 0.00          | 0.00           | 0.00         | 0.00             | (13.16)           | 0.00     | 11,946.74      |
| 3029 Public Safety Fund                         | 461.77            | 61.66         | 0.00        | 4.26        | 0.00            | 0.00       | 0.00          | 0.00           | 0.00         | 0.00             | (1.26)            | 0.00     | 526.43         |
| 3031 Juvenile Probation Fee Fund                | 97,199.58         | 2,391.00      | 0.00        | 928.38      | 0.00            | 0.00       | 0.00          | (934.70)       | 0.00         | 0.00             | (54.20)           | 0.00     | 99,530.06      |
| 3039 Circuit Clerk Commission Fee Fund          | 38,460.91         | 137.75        | 0.00        | 180.35      | 0.00            | 0.00       | 0.00          | 0.00           | 0.00         | 0.00             | (5.24)            | 0.00     | 38,773.77      |
| 3042 Assessor's Late Assessment Fee Fund        | 43,702.79         | 0.00          | 0.00        | 248.07      | 321.90          | 0.00       | 0.00          | (3,941.93)     | 0.00         | 0.00             | (9.08)            | 0.00     | 40,321.75      |
| 3045 District Court Specialty Court Fund        | 48,121.35         | 0.00          | 0.00        | 330.16      | 0.00            | 0.00       | 0.00          | (450.46)       | 0.00         | 0.00             | (3.07)            | 0.00     | 47,997.98      |
| 3046 American Rescue Plan Fund                  | 4,349,298.18      | 0.00          | 0.00        | 11,759.23   | 0.00            | 0.00       | 0.00          | (964,701.43)   | (11,759.23)  | 0.00             | 0.00              | 0.00     | 3,384,596.75   |

# General Ledger Balances by Fund -- Month 3 (FY2026)

Parameters: Date Range: 3/1/2026-3/31/2026 Selected Funds: 143  Summary

| Fund - Revenue Code                             | Beginning Balance | Cash Receipts | Void Checks | Transfer In | Tax Transfer In | Com Earned | Void Receipts | Warrants Paid | Transfer Out   | Tax Transfer Out | Com Charged | Other Checks | Ending Balance |
|---|-------------------|---------------|-------------|-------------|-----------------|------------|---------------|---------------|----------------|------------------|-------------|--------------|----------------|
| 3048 Adult Drug Court - Opioid Settlement       | 23,299.70         | 0.00          | 0.00        | 19.93       | 0.00            | 0.00       | 0.00          | 0.00          | (19.93)        | 0.00             | 0.00        | 0.00         | 23,299.70      |
| 3490 Sheriff D.A.R.E. Account Fund              | 3,223.21          | 0.00          | 0.00        | 17.33       | 0.00            | 0.00       | 0.00          | (96.29)       | 0.00           | 0.00             | (0.20)      | 0.00         | 3,144.05       |
| 3492 Sheriff Federal Drug Forfeiture Fund       | 4,935.24          | 0.00          | 0.00        | 19.63       | 0.00            | 0.00       | 0.00          | 0.00          | 0.00           | 0.00             | (0.32)      | 0.00         | 4,954.55       |
| 3494 ED District Court Automation Fund          | 46,515.73         | 714.95        | 0.00        | 289.26      | 0.00            | 0.00       | 0.00          | (133.25)      | 0.00           | 0.00             | (17.32)     | 0.00         | 47,369.37      |
| 3498 County Jail Fund                           | 870,687.29        | 0.00          | 0.00        | 23,996.87   | 0.00            | 0.00       | 0.00          | 0.00          | 0.00           | 0.00             | (56.71)     | 0.00         | 894,627.45     |
| 3501 Juvenile Detention Facilities Grant Fund   | 12,390.13         | 0.00          | 0.00        | 0.00        | 0.00            | 0.00       | 0.00          | (1,184.27)    | 0.00           | 0.00             | 0.00        | 0.00         | 11,205.86      |
| 3508 Juvenile Officer Supplemental Funding      | 8,930.00          | 0.00          | 0.00        | 0.00        | 0.00            | 0.00       | 0.00          | 0.00          | 0.00           | 0.00             | 0.00        | 0.00         | 8,930.00       |
| 3518 Byrne JAG Grant                            | 0.00              | 0.00          | 0.00        | 0.00        | 0.00            | 0.00       | 0.00          | 0.00          | 0.00           | 0.00             | 0.00        | 0.00         | 0.00           |
| 3521 Homeland Security Grant Program            | (10,176.99)       | 0.00          | 0.00        | 0.00        | 0.00            | 0.00       | 0.00          | 0.00          | 0.00           | 0.00             | 0.00        | 0.00         | (10,176.99)    |
| 3522 Veterans Treatment Court Discretionary Gra | 0.00              | 3,456.41      | 0.00        | 0.00        | 0.00            | 0.00       | 0.00          | (3,841.55)    | 0.00           | 0.00             | 0.00        | 0.00         | (385.14)       |
| 3523 STAR Court Adult Treatment Court Discreti  | (619.43)          | 16,972.17     | 0.00        | 0.00        | 0.00            | 0.00       | 0.00          | (18,529.51)   | (580.66)       | 0.00             | 0.00        | 0.00         | (2,757.43)     |
| 3526 STAR Court Peer Recovery Program           | (7,299.23)        | 0.00          | 0.00        | 0.00        | 0.00            | 0.00       | 0.00          | (4,274.39)    | (580.66)       | 0.00             | 0.00        | 0.00         | (12,154.28)    |
| 3527 Supplemental Juvenile Court Funding        | 9,039.64          | 0.00          | 0.00        | 0.00        | 0.00            | 0.00       | 0.00          | 0.00          | 0.00           | 0.00             | 0.00        | 0.00         | 9,039.64       |
| 3529 AR Opioid Overdose Response Team Fundi     | 0.00              | 0.00          | 0.00        | 0.00        | 0.00            | 0.00       | 0.00          | 0.00          | 0.00           | 0.00             | 0.00        | 0.00         | 0.00           |
| 3532 BJA FY22 Adult Drug Court Discretionary G  | (99.26)           | 3,263.66      | 0.00        | 0.00        | 0.00            | 0.00       | 0.00          | (3,599.54)    | 0.00           | 0.00             | 0.00        | 0.00         | (435.14)       |
| 3533 Craighead County Safe Room Project         | 306,909.12        | 0.00          | 0.00        | 0.00        | 0.00            | 0.00       | 0.00          | 0.00          | 0.00           | 0.00             | 0.00        | 0.00         | 306,909.12     |
| 3537 FY21 Connect & Protect: LE Behavioral Hea  | 0.00              | 0.00          | 0.00        | 0.00        | 0.00            | 0.00       | 0.00          | 0.00          | 0.00           | 0.00             | 0.00        | 0.00         | 0.00           |
| 3549 Craighead County STAR Court Grant          | 0.00              | 0.00          | 0.00        | 0.00        | 0.00            | 0.00       | 0.00          | 0.00          | 0.00           | 0.00             | 0.00        | 0.00         | 0.00           |
| 3578 District Court DWI Court Fund              | (850.00)          | 0.00          | 0.00        | 0.00        | 0.00            | 0.00       | 0.00          | 0.00          | 0.00           | 0.00             | 0.00        | 0.00         | (850.00)       |
| 3583 Court Improvement Program (CIP) Grant      | 7,600.00          | 0.00          | 0.00        | 0.00        | 0.00            | 0.00       | 0.00          | 0.00          | 0.00           | 0.00             | 0.00        | 0.00         | 7,600.00       |
| 3589 Crisis Stabilization Unit Grant Fund       | 0.00              | 90,000.00     | 0.00        | 0.00        | 0.00            | 0.00       | 0.00          | (90,000.00)   | 0.00           | 0.00             | 0.00        | 0.00         | 0.00           |
| 3594 Project Lifesaver (Alzheimers) Fund        | 0.00              | 0.00          | 0.00        | 0.00        | 0.00            | 0.00       | 0.00          | 0.00          | 0.00           | 0.00             | 0.00        | 0.00         | 0.00           |
| 6000 Treasurer's Commission Fund                | 1,276,866.48      | 0.00          | 0.00        | 1,788.94    | 0.00            | 36,722.94  | 0.00          | 0.00          | (1,146,022.66) | 0.00             | 0.00        | 0.00         | 169,355.70     |
| 6001 Collector's Commission Fund                | 0.00              | 0.00          | 0.00        | 0.00        | 102,069.30      | 0.00       | 0.00          | 0.00          | 0.00           | (102,069.30)     | 0.00        | 0.00         | 0.00           |
| 6002 Collector's Unapportioned Fund             | 1,502.95          | 714,451.63    | 0.00        | 664.15      | 0.00            | 0.00       | 0.00          | 0.00          | 0.00           | (642,424.39)     | 0.00        | 0.00         | 74,194.34      |
| 6003 Property Tax Relief Fund                   | 209,299.08        | 0.00          | 0.00        | 671.60      | 0.00            | 0.00       | 0.00          | 0.00          | 0.00           | 0.00             | 0.00        | 0.00         | 209,970.68     |
| 6004 Delinquent Personal Tax Fund               | 0.00              | 402,269.00    | 0.00        | 0.00        | 0.00            | 0.00       | 0.00          | 0.00          | 0.00           | (402,269.00)     | 0.00        | 0.00         | 0.00           |
| 6005 Delinquent Real Estate Tax Fund            | 0.00              | 312,142.00    | 0.00        | 0.00        | 0.00            | 0.00       | 0.00          | 0.00          | 0.00           | (312,142.00)     | 0.00        | 0.00         | 0.00           |
| 6006 Timber Tax Fund                            | 101.80            | 0.00          | 0.00        | 103.96      | 70.57           | 0.00       | 0.00          | 0.00          | 0.00           | (5.46)           | (1.41)      | (274.71)     | (5.25)         |
| 6008 State Land Sales Fund                      | 0.00              | 12,201.58     | 0.00        | 0.00        | 0.00            | 0.00       | 0.00          | 0.00          | 0.00           | (12,201.58)      | 0.00        | 0.00         | 0.00           |
| 6009 Law Library Fund                           | 67,952.51         | 0.00          | 0.00        | 8,860.43    | 0.00            | 0.00       | 0.00          | (3,171.59)    | 0.00           | 0.00             | (4.56)      | 0.00         | 73,636.79      |
| 6010 Administration of Justice Fund             | 1,420.78          | 147,360.24    | 0.00        | 24,336.68   | 0.00            | 0.00       | 0.00          | 0.00          | (83,874.14)    | 0.00             | (1,738.93)  | (87,504.63)  | 0.00           |
| 6011 Interest Fund                              | 0.00              | 112,032.16    | 0.00        | 0.00        | 0.00            | 0.00       | 0.00          | 0.00          | (112,032.16)   | 0.00             | 0.00        | 0.00         | 0.00           |
| 6013 Common School Fund                         | 0.00              | 0.00          | 0.00        | 0.00        | 0.00            | 0.00       | 0.00          | 0.00          | 0.00           | 0.00             | 0.00        | 0.00         | 0.00           |
| 6016 County Fire Protection Premium Tax Fund    | 0.00              | 0.00          | 0.00        | 0.00        | 0.00            | 0.00       | 0.00          | 0.00          | 0.00           | 0.00             | 0.00        | 0.00         | 0.00           |
| 6017 County Sheriff's Office Fund               | 201.24            | 12,751.58     | 0.00        | 37.14       | 0.00            | 0.00       | 0.00          | 0.00          | (12,456.81)    | 0.00             | (5.89)      | (527.26)     | 0.00           |

Craighead County Treasurer

# General Ledger Balances by Fund -- Month 3 (FY2026)

Parameters: Date Range: 3/1/2026-3/31/2026 Selected Funds: 143  Summary

| Fund - Revenue Code                          | Beginning Balance | Cash Receipts | Void Checks | Transfer In | Tax Transfer In | Com Earned | Void Receipts | Warrants Paid | Transfer Out | Tax Transfer Out | Com Charged Other Checks | Ending Balance |            |
|--|-------------------|---------------|-------------|-------------|-----------------|------------|---------------|---------------|--------------|------------------|--------------------------|----------------|------------|
| 6400 Jonesboro Public Library Fund           | 0.00              | 0.00          | 43.64       | 26,486.63   | 20,519.72       | 0.00       | 0.00          | (46,595.97)   | 0.00         | (1,630.09)       | (410.38)                 | (43.64)        | (1,630.09) |
| 6450 Interlocal Agreement (ASP tickets)      | 0.00              | 147.33        | 0.00        | 0.00        | 0.00            | 0.00       | 0.00          | 0.00          | (147.33)     | 0.00             | 0.00                     | 0.00           | 0.00       |
| 6494 Craighead County Multipurpose Improveme | 130,000.00        | 0.00          | 0.00        | 0.00        | 0.00            | 0.00       | 0.00          | 0.00          | 0.00         | 0.00             | 0.00                     | 0.00           | 130,000.00 |
| 6496 Justice Fund                            | 0.00              | 5,836.42      | 0.00        | 0.00        | 0.00            | 0.00       | 0.00          | 0.00          | 0.00         | 0.00             | 0.00                     | (5,836.42)     | 0.00       |
| 6498 Victim Witness Fund                     | 4,745.68          | 0.00          | 0.00        | 8,874.89    | 0.00            | 0.00       | 0.00          | 0.00          | 0.00         | 0.00             | (0.36)                   | (4,745.68)     | 8,874.53   |
| 6500 Brookland Fire Department Fund          | 0.00              | 0.00          | 0.00        | 2,068.42    | 3,645.00        | 0.00       | 0.00          | 0.00          | 0.00         | (10.02)          | (72.90)                  | (5,640.52)     | (10.02)    |
| 6510 Southridge Fire Department Fund         | 0.00              | 0.00          | 0.00        | 1,331.51    | 802.50          | 0.00       | 0.00          | 0.00          | 0.00         | (6.46)           | (16.05)                  | (2,117.96)     | (6.46)     |
| 6520 Philadelphia Fire Department Fund       | 0.00              | 0.00          | 0.00        | 1,263.99    | 2,177.54        | 0.00       | 0.00          | 0.00          | 0.00         | (6.23)           | (43.55)                  | (3,397.98)     | (6.23)     |
| 6530 Bono Fire Department Fund               | 0.00              | 0.00          | 0.00        | 2,454.74    | 2,235.00        | 0.00       | 0.00          | 0.00          | 0.00         | (12.02)          | (44.70)                  | (4,645.04)     | (12.02)    |
| 6540 Valley View Fire Department Fund        | 0.00              | 0.00          | 0.00        | 527.87      | 982.50          | 0.00       | 0.00          | 0.00          | 0.00         | (2.45)           | (19.65)                  | (1,490.72)     | (2.45)     |
| 6550 Egypt Fire Department Fund              | 0.00              | 0.00          | 0.00        | 51.96       | 55.00           | 0.00       | 0.00          | 0.00          | 0.00         | (0.22)           | (1.10)                   | (105.86)       | (0.22)     |
| 6560 Cash Fire Department Fund               | 0.00              | 0.00          | 0.00        | 170.85      | 87.00           | 0.00       | 0.00          | 0.00          | 0.00         | (0.67)           | (1.74)                   | (256.11)       | (0.67)     |
| 6570 Lake City Fire Department Fund          | 0.00              | 0.00          | 0.00        | 314.21      | 665.00          | 0.00       | 0.00          | 0.00          | 0.00         | (1.34)           | (13.30)                  | (965.91)       | (1.34)     |
| 6600 City Of Jonesboro Fund                  | 0.00              | 0.00          | 0.00        | 126.09      | 0.00            | 0.00       | 0.00          | 0.00          | (1.92)       | 0.00             | (0.77)                   | (123.40)       | 0.00       |
| 6602 City of Jonesboro Street Fund           | 0.00              | 0.00          | 54.98       | 33,279.97   | 25,513.10       | 0.00       | 0.00          | 0.00          | 0.00         | (2,054.03)       | (510.27)                 | (58,337.78)    | (2,054.03) |
| 6605 Jonesboro Police Pension Fund           | 0.00              | 0.00          | 21.82       | 13,206.36   | 10,124.26       | 0.00       | 0.00          | 0.00          | 0.00         | (814.64)         | (202.49)                 | (23,149.95)    | (814.64)   |
| 6606 Jonesboro Firemen's Pension Fund        | 0.00              | 0.00          | 21.82       | 13,206.36   | 10,124.26       | 0.00       | 0.00          | 0.00          | 0.00         | (814.64)         | (202.49)                 | (23,149.95)    | (814.64)   |
| 6608 Jonesboro City Liens Fund               | 0.00              | 0.00          | 0.00        | 231.29      | 0.00            | 0.00       | 0.00          | 0.00          | 0.00         | 0.00             | 0.00                     | (231.29)       | 0.00       |
| 6610 City Of Black Oak Fund                  | 0.00              | 0.00          | 0.00        | 79.88       | 5.55            | 0.00       | 0.00          | 0.00          | 0.00         | (5.10)           | (0.11)                   | (85.32)        | (5.10)     |
| 6612 City of Black Oak Street Fund           | 0.00              | 0.00          | 0.00        | 42.96       | 2.91            | 0.00       | 0.00          | 0.00          | 0.00         | (2.05)           | (0.06)                   | (45.81)        | (2.05)     |
| 6620 City Of Bono Fund                       | 0.00              | 0.00          | 0.00        | 1,135.52    | 1,119.19        | 0.00       | 0.00          | 0.00          | 0.00         | (67.36)          | (22.38)                  | (2,232.33)     | (67.36)    |
| 6622 City of Bono Street Fund                | 0.00              | 0.00          | 0.00        | 589.95      | 587.57          | 0.00       | 0.00          | 0.00          | 0.00         | (35.72)          | (11.77)                  | (1,165.75)     | (35.72)    |
| 6630 City Of Brookland Fund                  | 0.00              | 0.00          | 0.00        | 109.75      | 6.57            | 0.00       | 0.00          | 0.00          | (5.45)       | 0.00             | (2.31)                   | (108.56)       | 0.00       |
| 6632 City of Brookland Street Fund           | 0.00              | 0.00          | 0.00        | 943.94      | 1,156.31        | 0.00       | 0.00          | 0.00          | 0.00         | (57.16)          | (23.14)                  | (2,077.11)     | (57.16)    |
| 6638 Brookland City Liens Fund               | 0.00              | 0.00          | 0.00        | 0.00        | 0.00            | 0.00       | 0.00          | 0.00          | 0.00         | 0.00             | 0.00                     | 0.00           | 0.00       |
| 6640 City Of Caraway Fund                    | 0.00              | 0.00          | 0.00        | 240.66      | 232.03          | 0.00       | 0.00          | 0.00          | 0.00         | (13.27)          | (4.65)                   | (468.04)       | (13.27)    |
| 6642 City of Caraway Street Fund             | 0.00              | 0.00          | 0.00        | 140.39      | 135.36          | 0.00       | 0.00          | 0.00          | 0.00         | (8.16)           | (2.71)                   | (273.04)       | (8.16)     |
| 6650 City Of Cash Fund                       | 0.00              | 0.00          | 0.00        | 55.11       | 30.21           | 0.00       | 0.00          | 0.00          | 0.00         | (3.06)           | (0.60)                   | (84.72)        | (3.06)     |
| 6652 City of Cash Street Fund                | 0.00              | 0.00          | 0.00        | 34.56       | 14.38           | 0.00       | 0.00          | 0.00          | 0.00         | (2.05)           | (0.28)                   | (48.66)        | (2.05)     |
| 6660 City Of Egypt Fund                      | 0.00              | 0.00          | 0.00        | 30.43       | 23.67           | 0.00       | 0.00          | 0.00          | 0.00         | (2.05)           | (0.48)                   | (53.62)        | (2.05)     |
| 6662 City of Egypt Street Fund               | 0.00              | 0.00          | 0.00        | 19.93       | 15.53           | 0.00       | 0.00          | 0.00          | 0.00         | (1.02)           | (0.32)                   | (35.14)        | (1.02)     |
| 6670 City Of Bay Fund                        | 0.00              | 0.00          | 0.00        | 1,061.35    | 1,583.17        | 0.00       | 0.00          | 0.00          | 0.00         | (61.24)          | (31.67)                  | (2,612.85)     | (61.24)    |
| 6672 City of Bay Street Fund                 | 0.00              | 0.00          | 0.00        | 276.92      | 416.19          | 0.00       | 0.00          | 0.00          | 0.00         | (16.33)          | (8.33)                   | (684.78)       | (16.33)    |
| 6680 City Of Lake City Fund                  | 0.00              | 0.00          | 0.00        | 638.02      | 447.52          | 0.00       | 0.00          | 0.00          | 0.00         | (37.77)          | (8.96)                   | (1,076.58)     | (37.77)    |
| 6682 City of Lake City Street Fund           | 0.00              | 0.00          | 0.00        | 415.07      | 293.68          | 0.00       | 0.00          | 0.00          | 0.00         | (24.49)          | (5.87)                   | (702.88)       | (24.49)    |
| 6690 City Of Monette Fund                    | 0.00              | 0.00          | 0.00        | 667.75      | 330.48          | 0.00       | 0.00          | 0.00          | 0.00         | (38.79)          | (6.61)                   | (991.62)       | (38.79)    |

# General Ledger Balances by Fund -- Month 3 (FY2026)

Parameters: Date Range: 3/1/2026-3/31/2026 Selected Funds: 143  Summary

| Fund - Revenue Code                           | Beginning Balance | Cash Receipts | Void Checks | Transfer In | Tax Transfer In | Com Earned | Void Receipts | Warrants Paid | Transfer Out | Tax Transfer Out | Com Charged Other Checks | Ending Balance |             |
|---|-------------------|---------------|-------------|-------------|-----------------|------------|---------------|---------------|--------------|------------------|--------------------------|----------------|-------------|
| 6692 City of Monette Street Fund              | 0.00              | 0.00          | 0.00        | 467.42      | 231.33          | 0.00       | 0.00          | 0.00          | 0.00         | (27.56)          | (4.63)                   | (694.12)       | (27.56)     |
| 6700 Jonesboro School Fund                    | 0.00              | 0.00          | 1,444.49    | 43,725.97   | 354,252.90      | 0.00       | 0.00          | 0.00          | 0.00         | (21,405.57)      | (885.64)                 | (398,537.72)   | (21,405.57) |
| 6710 Brookland School Fund                    | 0.00              | 0.00          | 0.00        | 19,766.94   | 168,525.72      | 0.00       | 0.00          | 0.00          | 0.00         | (9,708.83)       | (421.31)                 | (187,871.35)   | (9,708.83)  |
| 6720 Greene County Tech School Fund           | 0.00              | 0.00          | 0.00        | 319.14      | 1,436.71        | 0.00       | 0.00          | 0.00          | 0.00         | (161.05)         | (3.58)                   | (1,752.27)     | (161.05)    |
| 6730 Bay School Fund                          | 0.00              | 0.00          | 0.00        | 3,930.37    | 23,811.66       | 0.00       | 0.00          | 0.00          | 0.00         | (1,863.38)       | (59.52)                  | (27,682.51)    | (1,863.38)  |
| 6740 Riverside School Fund                    | 0.00              | 0.00          | 0.00        | 4,759.77    | 31,454.45       | 0.00       | 0.00          | 0.00          | 0.00         | (2,286.52)       | (78.63)                  | (36,135.59)    | (2,286.52)  |
| 6750 Buffalo Island Central School Fund       | 0.00              | 0.00          | 0.00        | 3,762.13    | 12,216.89       | 0.00       | 0.00          | 0.00          | 0.00         | (1,803.38)       | (30.55)                  | (15,948.47)    | (1,803.38)  |
| 6760 Nettleton School Fund                    | 0.00              | 0.00          | 0.00        | 56,395.11   | 231,678.63      | 0.00       | 0.00          | 0.00          | 0.00         | (27,942.02)      | (579.20)                 | (287,494.54)   | (27,942.02) |
| 6770 Valley View School Fund                  | 0.00              | 0.00          | 0.00        | 27,243.72   | 175,684.16      | 0.00       | 0.00          | 0.00          | 0.00         | (13,543.78)      | (439.21)                 | (202,488.67)   | (13,543.78) |
| 6780 Westside School Fund                     | 0.00              | 0.00          | 0.00        | 10,856.92   | 73,751.27       | 0.00       | 0.00          | 0.00          | 0.00         | (5,311.14)       | (184.38)                 | (84,423.81)    | (5,311.14)  |
| 6800 Buffalo Island Drainage District Fund    | 52.04             | 0.00          | 0.00        | 1,613.82    | 555.99          | 0.00       | 0.00          | 0.00          | 0.00         | (11.13)          | (11.12)                  | (2,210.73)     | (11.13)     |
| 6802 Improvement District #19 Fund            | 3.48              | 0.00          | 0.00        | 77.24       | 7.92            | 0.00       | 0.00          | 0.00          | 0.00         | (0.45)           | (0.15)                   | (88.49)        | (0.45)      |
| 6804 Improvement District #20 Fund            | 0.00              | 0.00          | 0.00        | 163.33      | 22.45           | 0.00       | 0.00          | 0.00          | 0.00         | (1.11)           | (0.45)                   | (185.33)       | (1.11)      |
| 6806 Improvement District #25 Fund            | 11.74             | 0.00          | 0.00        | 118.33      | 19.86           | 0.00       | 0.00          | 0.00          | 0.00         | (0.89)           | (0.40)                   | (149.53)       | (0.89)      |
| 6808 Sub #2 To #25 Fund                       | 6.49              | 0.00          | 0.00        | 243.64      | 29.80           | 0.00       | 0.00          | 0.00          | 0.00         | (1.78)           | (0.60)                   | (279.33)       | (1.78)      |
| 6810 Improvement District #27 Fund            | 0.72              | 0.00          | 0.00        | 49.61       | 2.30            | 0.00       | 0.00          | 0.00          | 0.00         | (0.45)           | (0.04)                   | 0.00           | 52.14       |
| 6814 Improvement District #29 Fund            | 77.07             | 0.00          | 0.00        | 997.37      | 47.90           | 0.00       | 0.00          | 0.00          | 0.00         | (6.68)           | (0.95)                   | (1,121.39)     | (6.68)      |
| 6818 Improvement District #31 Fund            | 0.00              | 0.00          | 0.00        | 105.64      | 180.19          | 0.00       | 0.00          | 0.00          | 0.00         | (0.67)           | (3.60)                   | (282.23)       | (0.67)      |
| 6820 Sub #1 To #28 Fund                       | 0.00              | 0.00          | 0.00        | 165.86      | 76.52           | 0.00       | 0.00          | 0.00          | 0.00         | (1.11)           | (1.53)                   | (240.85)       | (1.11)      |
| 6822 Improvement District #32 Fund            | 5.87              | 0.00          | 0.00        | 6.52        | 0.00            | 0.00       | 0.00          | 0.00          | 0.00         | 0.00             | 0.00                     | 0.00           | 12.39       |
| 6824 Improvement District #33 Fund            | 26.25             | 0.00          | 0.00        | 85.34       | 2.83            | 0.00       | 0.00          | 0.00          | 0.00         | (0.89)           | (0.05)                   | (114.37)       | (0.89)      |
| 6826 Improvement District #34 Fund            | 32.34             | 0.00          | 0.00        | 26.37       | 0.00            | 0.00       | 0.00          | 0.00          | 0.00         | (0.22)           | 0.00                     | 0.00           | 58.49       |
| 6828 Improvement District #35 Fund            | 1,303.17          | 0.00          | 0.00        | 19.43       | 0.00            | 0.00       | 0.00          | 0.00          | 0.00         | (0.22)           | 0.00                     | 0.00           | 1,322.38    |
| 6830 Improvement District #38 Fund            | 0.00              | 0.00          | 0.00        | 97.05       | 28.12           | 0.00       | 0.00          | 0.00          | 0.00         | (0.67)           | (0.56)                   | (124.61)       | (0.67)      |
| 6832 Sub #1 To 1st Slough Fund                | 0.00              | 0.00          | 0.00        | 228.56      | 0.81            | 0.00       | 0.00          | 0.00          | 0.00         | (1.56)           | (0.01)                   | (229.36)       | (1.56)      |
| 6834 Cache River Improvement Fund             | 0.00              | 0.00          | 0.00        | 748.56      | 314.99          | 0.00       | 0.00          | 0.00          | 0.00         | (5.12)           | (6.30)                   | (1,057.25)     | (5.12)      |
| 6835 Cache River Flat Tax Fund                | 0.00              | 0.00          | 0.00        | 3,759.94    | 2,091.16        | 0.00       | 0.00          | 0.00          | 0.00         | (27.38)          | (41.83)                  | (5,809.27)     | (27.38)     |
| 6836 Big Creek Watershed Fund                 | 64.41             | 0.00          | 0.00        | 320.29      | 301.56          | 0.00       | 0.00          | 0.00          | 0.00         | (2.00)           | (6.04)                   | (680.22)       | (2.00)      |
| 6838 Willow Slough Improvement District Fund  | 0.00              | 0.00          | 0.00        | 18.97       | 0.00            | 0.00       | 0.00          | 0.00          | 0.00         | (0.22)           | 0.00                     | 0.00           | 18.75       |
| 6840 Sub #1 To #25 Fund                       | 0.00              | 0.00          | 0.00        | 14.70       | 0.00            | 0.00       | 0.00          | 0.00          | 0.00         | 0.00             | 0.00                     | 0.00           | 14.70       |
| 6842 Poinsett Watershed Imp District Fund     | 26.15             | 0.00          | 0.00        | 89.04       | 9.18            | 0.00       | 0.00          | 0.00          | 0.00         | (0.67)           | (0.18)                   | (124.19)       | (0.67)      |
| 6844 St Francis Levee District Fund           | 0.00              | 0.00          | 0.00        | 3,227.37    | 2,820.88        | 0.00       | 0.00          | 0.00          | 0.00         | (21.15)          | (56.42)                  | (5,991.83)     | (21.15)     |
| 6846 Improvement District #15 Fund            | 84.70             | 0.00          | 0.00        | 206.30      | 223.59          | 0.00       | 0.00          | 0.00          | 0.00         | (1.34)           | (4.47)                   | (510.12)       | (1.34)      |
| 6848 Downtown Business Improvement District   | 0.00              | 0.00          | 0.00        | 578.25      | 459.21          | 0.00       | 0.00          | 0.00          | 0.00         | (4.01)           | (9.18)                   | (1,028.28)     | (4.01)      |
| 6850 Craighead Co Prop Owner's Multipurpose I | 0.00              | 0.00          | 0.00        | 0.00        | 0.00            | 0.00       | 0.00          | 0.00          | 0.00         | 0.00             | 0.00                     | 0.00           | 0.00        |

# General Ledger Balances by Fund -- Month 3 (FY2026)

4/1/2026 10:15 AM  
Report Code: 3 - Full

Parameters: Date Range: 3/1/2026-3/31/2026 Selected Funds: 143  Summary


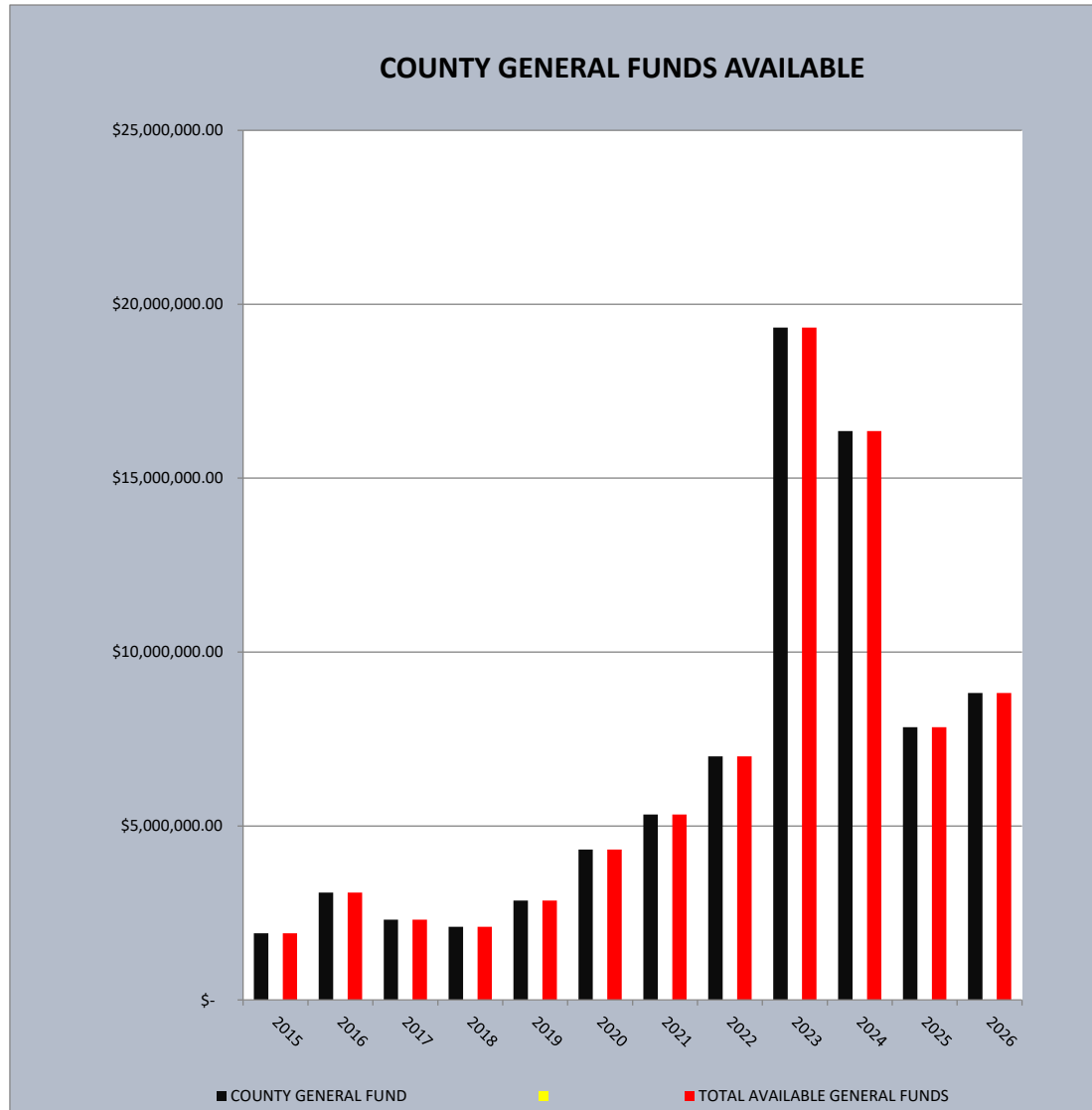
| Fund - Revenue Code         | Beginning Balance | Cash Receipts  | Void Checks | Transfer In    | Tax Transfer In | Com Earned  | Void Receipts | Warrants Paid    | Transfer Out     | Tax Transfer Out | Com Charged | Other Checks     | Ending Balance |
|-----------------------------|-------------------|----------------|-------------|----------------|-----------------|-------------|---------------|------------------|------------------|------------------|-------------|------------------|----------------|
| <b>Totals for All Funds</b> | 37,023,441.27     | \$3,133,904.45 | \$8,534.55  | \$1,579,784.15 | \$1,573,175.57  | \$36,722.94 | \$0.00        | (\$4,071,976.43) | (\$1,579,784.15) | (\$1,573,175.57) |             | (\$1,499,157.70) | 34,594,746.14  |

# Craighead County, Arkansas

## General Funds Available

### MARCH 2015 - MARCH 2026

| <u>MONTH AND YEAR</u> | <u>COUNTY GENERAL FUND</u> | <u>TOTAL AVAILABLE GENERAL FUNDS</u> |
|-----------------------|----------------------------|--------------------------------------|
| 31-Mar-15             | \$ 1,916,365.84            | \$ 1,916,365.84                      |
| 31-Mar-16             | \$ 3,083,425.71            | \$ 3,083,425.71                      |
| 31-Mar-17             | \$ 2,308,770.97            | \$ 2,308,770.97                      |
| 31-Mar-18             | \$ 2,100,644.35            | \$ 2,100,644.35                      |
| 31-Mar-19             | \$ 2,858,903.01            | \$ 2,858,903.01                      |
| 31-Mar-20             | \$ 4,321,827.74            | \$ 4,321,827.74                      |
| 31-Mar-21             | \$ 5,329,112.81            | \$ 5,329,112.81                      |
| 31-Mar-22             | \$ 7,004,355.17            | \$ 7,004,355.17                      |
| 31-Mar-23             | \$ 19,330,002.40           | \$ 19,330,002.40                     |
| 31-Mar-24             | \$ 16,353,478.57           | \$ 16,353,478.57                     |
| 31-Mar-25             | \$ 7,841,151.45            | \$ 7,841,151.45                      |
| 31-Mar-26             | \$ 8,826,755.04            | \$ 8,826,755.04                      |

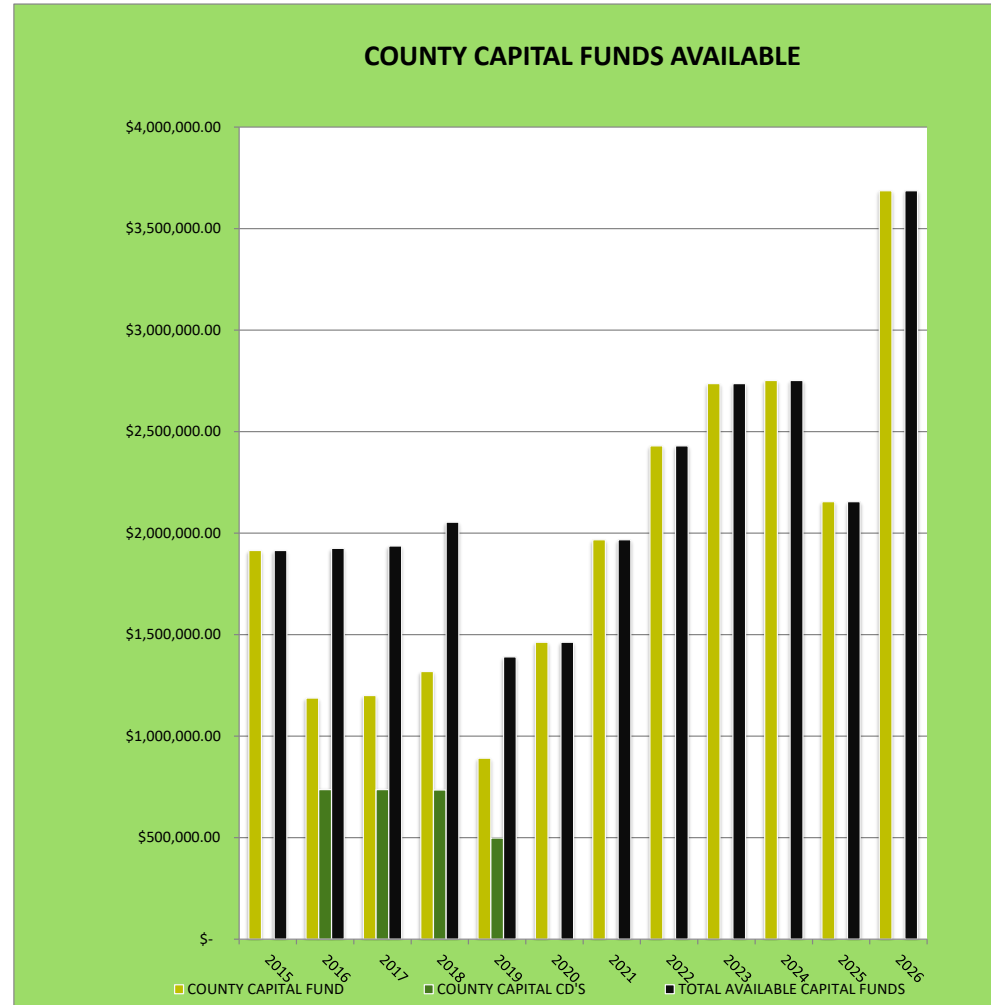


# Craighead County, Arkansas

## County Capital Funds Available

### MARCH 2015 - MARCH 2026

| <u>MONTH AND YEAR</u> | <u>COUNTY CAPITAL FUND</u> | <u>COUNTY CAPITAL CD'S</u> | <u>TOTAL AVAILABLE CAPITAL FUNDS</u> |
|-----------------------|----------------------------|----------------------------|--------------------------------------|
| 31-Mar-15             | \$ 1,914,494.53            |                            | \$ 1,914,494.53                      |
| 31-Mar-16             | \$ 1,187,948.85            | \$ 736,642.69              | \$ 1,924,591.54                      |
| 31-Mar-17             | \$ 1,200,401.93            | \$ 736,642.69              | \$ 1,937,044.62                      |
| 31-Mar-18             | \$ 1,318,433.21            | \$ 735,024.16              | \$ 2,053,457.37                      |
| 31-Mar-19             | \$ 891,724.06              | \$ 498,347.66              | \$ 1,390,071.72                      |
| 31-Mar-20             | \$ 1,462,201.11            | \$ -                       | \$ 1,462,201.11                      |
| 31-Mar-21             | \$ 1,967,576.32            | \$ -                       | \$ 1,967,576.32                      |
| 31-Mar-22             | \$ 2,429,351.69            | \$ -                       | \$ 2,429,351.69                      |
| 31-Mar-23             | \$ 2,736,774.17            |                            | \$ 2,736,774.17                      |
| 31-Mar-24             | \$ 2,751,992.14            |                            | \$ 2,751,992.14                      |
| 31-Mar-25             | \$ 2,154,724.24            |                            | \$ 2,154,724.24                      |
| 31-Mar-26             | \$ 3,685,962.23            |                            | \$ 3,685,962.23                      |



## CAPITAL FUNDS AVAILABLE

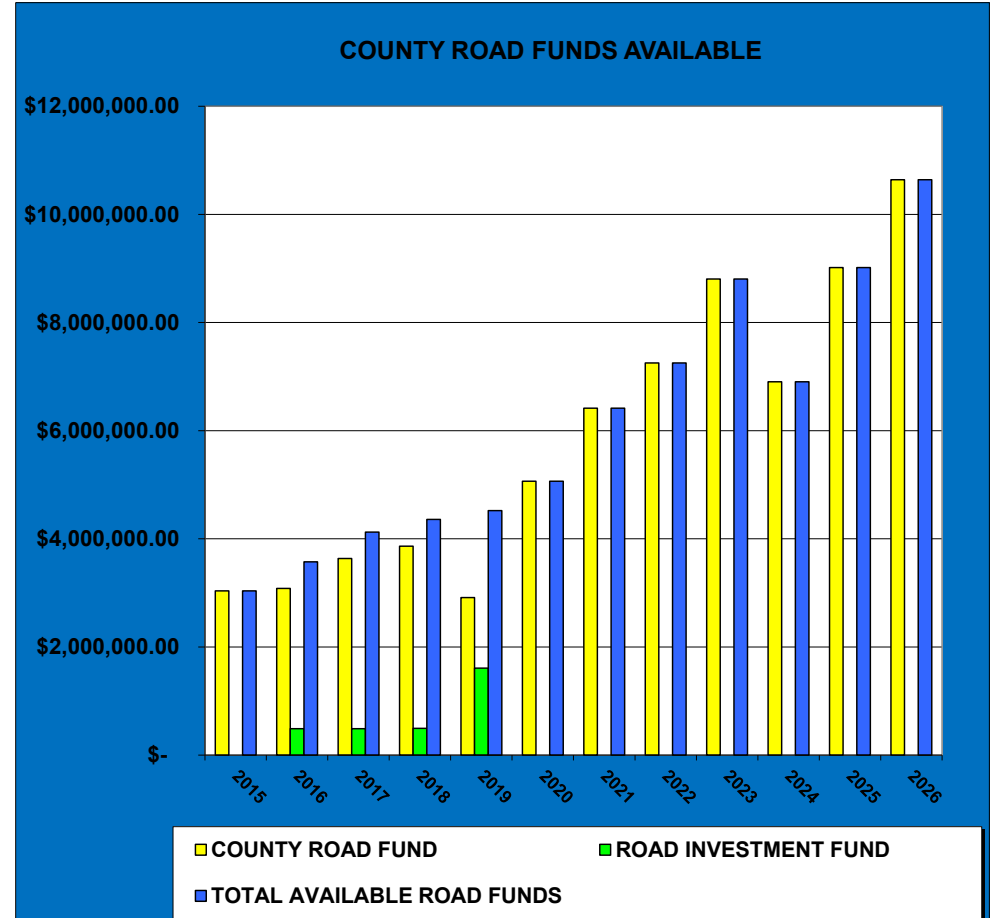


# Craighead County, Arkansas

## County Road Funds Available

### MARCH 2015 - MARCH 2026

| MONTH/END YEAR | COUNTY ROAD FUND | ROAD INVESTMENT FUND | TOTAL AVAILABLE ROAD FUNDS |
|----------------|------------------|----------------------|----------------------------|
| 31-Mar-15      | \$ 3,037,281.81  |                      | \$ 3,037,281.81            |
| 31-Mar-16      | \$ 3,083,898.89  | \$ 490,000.00        | \$ 3,573,898.89            |
| 31-Mar-17      | \$ 3,636,149.24  | \$ 490,000.00        | \$ 4,126,149.24            |
| 31-Mar-18      | \$ 3,864,193.51  | \$ 493,802.53        | \$ 4,357,996.04            |
| 31-Mar-19      | \$ 2,914,410.31  | \$ 1,608,450.64      | \$ 4,522,860.95            |
| 31-Mar-20      | \$ 5,064,243.19  | \$ -                 | \$ 5,064,243.19            |
| 31-Mar-21      | \$ 6,416,977.40  | \$ -                 | \$ 6,416,977.40            |
| 31-Mar-22      | \$ 7,253,548.90  | \$ -                 | \$ 7,253,548.90            |
| 31-Mar-23      | \$ 8,804,597.11  |                      | \$ 8,804,597.11            |
| 31-Mar-24      | \$ 6,902,886.66  |                      | \$ 6,902,886.66            |
| 31-Mar-25      | \$ 9,018,065.68  |                      | \$ 9,018,065.68            |
| 31-Mar-26      | \$ 10,641,638.40 |                      | \$ 10,641,638.40           |



## ROAD FUNDS



**911 EMERGENCY SERVICES FUND 3020  
FOR CRAIGHEAD COUNTY, UNINCORPORATED  
JANUARY - DECEMBER 2026**

|              |                 |                       |                 |                        |                      |                    | <b>BALANCE</b>                   |               |
|--------------|-----------------|-----------------------|-----------------|------------------------|----------------------|--------------------|----------------------------------|---------------|
| <b>DATE</b>  | <b>RECEIPTS</b> | <b>EXCESS<br/>COM</b> | <b>INTEREST</b> | <b>COM<br/>CHARGED</b> | <b>DISBURSEMENTS</b> | <b>"CASH FLOW"</b> | <b>TRANSFER<br/>FROM GENERAL</b> |               |
|              |                 |                       |                 |                        |                      |                    |                                  | \$ 203,019.08 |
| 1/31/2026    | \$ 1,471.22     |                       | \$ 755.21       | \$ (44.53)             | \$ (1,483.84)        | \$ 698.06          |                                  | \$ 203,717.14 |
| 2/28/2026    | \$ 1,567.45     |                       | \$ 610.51       | \$ (43.56)             | \$ (1,493.28)        | \$ 641.12          |                                  | \$ 204,358.26 |
| 3/31/2026    | \$ 93.84        | \$ 670.62             | \$ 654.71       | \$ (14.97)             | \$ (1,493.28)        | \$ (89.08)         |                                  | \$ 204,269.18 |
| 4/30/2026    |                 |                       |                 |                        |                      | \$ -               |                                  | \$ -          |
| 5/31/2026    |                 |                       |                 |                        |                      | \$ -               |                                  | \$ -          |
| 6/30/2026    |                 |                       |                 |                        |                      | \$ -               |                                  | \$ -          |
| 7/31/2026    |                 |                       |                 |                        |                      | \$ -               |                                  | \$ -          |
| 8/31/2026    |                 |                       |                 |                        |                      | \$ -               |                                  | \$ -          |
| 9/30/2026    |                 |                       |                 |                        |                      | \$ -               |                                  | \$ -          |
| 10/31/2026   |                 |                       |                 |                        |                      | \$ -               |                                  | \$ -          |
| 11/30/2026   |                 |                       |                 |                        |                      | \$ -               |                                  | \$ -          |
| 12/31/2026   |                 |                       |                 |                        |                      | \$ -               |                                  | \$ -          |
| <b>TOTAL</b> | \$ 3,132.51     | \$ 670.62             | \$ 2,020.43     | \$ (103.06)            | \$ (4,470.40)        | \$ 1,250.10        | \$ -                             | \$ 204,269.18 |

**County General Transfers**

| <b>Date</b>                   | <b>Amount</b>        |
|-------------------------------|----------------------|
| Jun-17 From County General    | \$ 98,417.31         |
| Aug-17 From County General    | \$ 150,000.00        |
| Dec-17 From County General    | \$ 25,000.00         |
| Feb-18 From County General    | \$ 150,000.00        |
| Sep-18 From County General    | \$ 100,000.00        |
| Feb-19 From County General    | \$ 150,000.00        |
| Dec-19 To County General      | \$ (238.67)          |
| Jan-20 From County General    | \$ 25,000.00         |
| <b>Amount owed to General</b> | <b>\$ 698,178.64</b> |

**COUNTY RECORDER'S ACT 768 PF 1995  
CRAIGHEAD COUNTY CIRCUIT CLERK  
JANUARY - DECEMBER 2026**

|              |                      |                     |                  |                      |                        |                    |                             |                       | <b>BALANCE</b> |                  |
|--------------|----------------------|---------------------|------------------|----------------------|------------------------|--------------------|-----------------------------|-----------------------|----------------|------------------|
| DATE         | RECEIPTS             | EXCESS<br>COM       | INTEREST         | COM<br>CHARGED       | DISBURSEMENTS          | "CASH FLOW"        | TRANSFER<br>FROM<br>GENERAL | TRANSFER<br>OUT       | \$             |                  |
| 1/31/2026    | \$ 72,636.73         |                     | \$ 149.33        | \$ (1,455.73)        | \$ (82,565.16)         | \$ (11,234.83)     | \$ 26,038.82                |                       | \$             | 19,620.21        |
| 2/28/2026    | \$ 57,385.22         |                     | \$ 117.78        | \$ (1,147.56)        | \$ (56,296.01)         | \$ 59.43           |                             | \$ (9,259.36)         | \$             | 34,424.20        |
| 3/31/2026    | \$ 62,097.86         | \$ 10,965.79        | \$ 163.05        | \$ (1,245.21)        | \$ (60,941.27)         | \$ 11,040.22       |                             | \$ (5,791.00)         | \$             | 25,224.27        |
| 4/30/2026    |                      |                     |                  |                      |                        | \$ -               |                             |                       | \$             | 30,473.49        |
| 5/31/2026    |                      |                     |                  |                      |                        | \$ -               |                             |                       | \$             | -                |
| 6/30/2026    |                      |                     |                  |                      |                        | \$ -               |                             |                       | \$             | -                |
| 7/31/2026    |                      |                     |                  |                      |                        | \$ -               |                             |                       | \$             | -                |
| 8/31/2026    |                      |                     |                  |                      |                        | \$ -               |                             |                       | \$             | -                |
| 9/30/2026    |                      |                     |                  |                      |                        | \$ -               |                             |                       | \$             | -                |
| 10/31/2026   |                      |                     |                  |                      |                        | \$ -               |                             |                       | \$             | -                |
| 11/30/2026   |                      |                     |                  |                      |                        | \$ -               |                             |                       | \$             | -                |
| 12/31/2026   |                      |                     |                  |                      |                        | \$ -               |                             |                       | \$             | -                |
| <b>TOTAL</b> | <b>\$ 192,119.81</b> | <b>\$ 10,965.79</b> | <b>\$ 430.16</b> | <b>\$ (3,848.50)</b> | <b>\$ (199,802.44)</b> | <b>\$ (135.18)</b> | <b>\$ 26,038.82</b>         | <b>\$ (15,050.36)</b> | <b>\$</b>      | <b>30,473.49</b> |

**County General Transfers**

| Date       | Amount       |                     |
|------------|--------------|---------------------|
| 2/2/2010   | (100,000.00) | To County General   |
| 1/25/2011  | (50,000.00)  | To County General   |
| 2/7/2012   | (54,000.00)  | To County General   |
| 12/30/2014 | (50,000.00)  | To County General   |
| 12/30/2016 | 65,000.00    | From County General |
| 6/1/2017   | 89,662.68    | From County General |
| 12/17/2017 | 6,700.00     | From County General |
| 3/14/2025  | 300,000.00   | From County General |
| 1/29/2026  | 26,038.82    | From County General |

Misc 2026-11 / Payroll error

STATE TURNBACK RECEIPTS BY MONTH  
FOR CRAIGHEAD COUNTY, UNINCORPORATED  
2019-2026

|          | <b>GENERAL<br/>FUND</b> | <b>ROAD<br/>FUND</b> | <b>TOTAL<br/>TURNBACK</b> |
|----------|-------------------------|----------------------|---------------------------|
| JAN 2019 | 52,477.58               | 246,841.47           | \$ 299,319.05             |
| FEB 2019 | 15,942.56               | 236,490.49           | \$ 252,433.05             |
| MAR 2019 | 15,942.56               | 226,874.77           | \$ 242,817.33             |
| APR 2019 | 15,942.56               | 240,361.04           | \$ 256,303.60             |
| MAY 2019 | 53,485.51               | 241,504.57           | \$ 294,990.08             |
| JUN 2019 | 15,942.56               | 248,854.43           | \$ 264,796.99             |
| JUL 2019 | 144,996.82              | 245,421.74           | \$ 390,418.56             |
| AUG 2019 | 12,496.19               | 244,084.44           | \$ 256,580.63             |
| SEP 2019 | 15,942.39               | 247,975.52           | \$ 263,917.91             |
| OCT 2019 | 15,942.39               | 242,267.05           | \$ 258,209.44             |
| NOV 2019 | 15,942.39               | 233,190.33           | \$ 249,132.72             |
| DEC 2019 | 15,942.39               | 237,999.41           | \$ 253,941.80             |
|          | <u>390,995.90</u>       | <u>2,891,865.26</u>  | <u>3,282,861.16</u>       |

|          | <b>GENERAL<br/>FUND</b> | <b>ROAD<br/>FUND</b> | <b>TOTAL<br/>TURNBACK</b> |
|----------|-------------------------|----------------------|---------------------------|
| JAN 2020 | 52,479.71               | 286,258.56           | \$ 338,738.27             |
| FEB 2020 | 15,945.28               | 263,706.83           | \$ 279,652.11             |
| MAR 2020 | 15,245.28               | 239,396.93           | \$ 254,642.21             |
| APR 2020 | 11,838.94               | 254,548.17           | \$ 266,387.11             |
| MAY 2020 | 31,143.90               | 243,955.73           | \$ 275,099.63             |
| JUN 2020 | 11,838.94               | 228,571.97           | \$ 240,410.91             |
| JUL 2020 | 162,836.19              | 234,175.06           | \$ 397,011.25             |
| AUG 2020 | 27,477.21               | 261,839.30           | \$ 289,316.51             |
| SEP 2020 | 7,608.96                | 259,095.73           | \$ 266,704.69             |
| OCT 2020 | 11,051.87               | 264,821.85           | \$ 275,873.72             |
| NOV 2020 | 11,051.87               | 258,525.50           | \$ 269,577.37             |
| DEC 2020 | 11,051.87               | 246,003.55           | \$ 257,055.42             |
|          | <u>369,570.02</u>       | <u>3,040,899.18</u>  | <u>3,410,469.20</u>       |

|          | <b>GENERAL<br/>FUND</b> | <b>ROAD<br/>FUND</b> | <b>TOTAL<br/>TURNBACK</b> |
|----------|-------------------------|----------------------|---------------------------|
| JAN 2021 | 47,589.19               | 277,959.57           | \$ 325,548.76             |
| FEB 2021 | 11,051.87               | 273,299.07           | \$ 284,350.94             |
| MAR 2021 | 11,035.03               | 234,328.97           | \$ 245,364.00             |
| APR 2021 | 11,016.12               | 262,266.10           | \$ 273,282.22             |
| MAY 2021 | 11,035.03               | 317,100.69           | \$ 328,135.72             |
| JUN 2021 | 30,608.64               | 282,004.64           | \$ 312,613.28             |
| JUL 2021 | 302,905.99              | 309,089.81           | \$ 611,995.80             |
| AUG 2021 | 32,130.79               | 289,201.52           | \$ 321,332.31             |
| SEP 2021 | 14,297.31               | 284,670.78           | \$ 298,968.09             |
| OCT 2021 | 15,593.31               | 313,900.62           | \$ 329,493.93             |
| NOV 2021 | 15,593.31               | 320,793.87           | \$ 336,387.18             |
| DEC 2021 | 15,593.31               | 291,973.50           | \$ 307,566.81             |
|          | <u>518,449.90</u>       | <u>3,456,589.14</u>  | <u>3,975,039.04</u>       |

|          | <b>GENERAL<br/>FUND</b> | <b>ROAD<br/>FUND</b> | <b>TOTAL<br/>TURNBACK</b> |
|----------|-------------------------|----------------------|---------------------------|
| JAN 2022 | 54,060.87               | 331,590.98           | \$ 385,651.85             |
| FEB 2022 | 15,559.84               | 319,162.78           | \$ 334,722.62             |
| MAR 2022 | 15,559.84               | 266,381.25           | \$ 281,941.09             |
| APR 2022 | 15,559.84               | 318,212.80           | \$ 333,772.64             |
| MAY 2022 | 15,559.84               | 316,037.26           | \$ 331,597.10             |
| JUN 2022 | 15,559.84               | 307,301.03           | \$ 322,860.87             |
| JUL 2022 | 399,589.21              | 327,627.50           | \$ 727,216.71             |
| AUG 2022 | 12,030.25               | 339,535.63           | \$ 351,565.88             |
| SEP 2022 | 27,657.33               | 323,606.57           | \$ 351,263.90             |
| OCT 2022 | 15,559.84               | 336,335.74           | \$ 351,895.58             |
| NOV 2022 | 15,559.84               | 326,341.57           | \$ 341,901.41             |
| DEC 2022 | 15,559.84               | 333,342.12           | \$ 348,901.96             |
|          | <u>617,816.38</u>       | <u>3,845,475.23</u>  | <u>4,463,291.61</u>       |

|          | <b>GENERAL<br/>FUND</b> | <b>ROAD<br/>FUND</b> | <b>TOTAL<br/>TURNBACK</b> |
|----------|-------------------------|----------------------|---------------------------|
| JAN 2023 | 54,027.40               | 327,969.17           | \$ 381,996.57             |
| FEB 2023 | 15,543.24               | 330,010.39           | \$ 345,553.63             |
| MAR 2023 | 15,543.24               | 266,088.91           | \$ 281,632.15             |
| APR 2023 | 15,543.24               | 326,263.54           | \$ 341,806.78             |
| MAY 2023 | 15,543.24               | 300,563.67           | \$ 316,106.91             |
| JUN 2023 | 15,543.24               | 325,031.52           | \$ 340,574.76             |
| JUL 2023 | 327,473.05              | 333,645.50           | \$ 661,118.55             |
| AUG 2023 | 26,490.68               | 304,669.47           | \$ 331,160.15             |
| SEP 2023 | 17,260.55               | 328,039.40           | \$ 345,299.95             |
| OCT 2023 | 17,260.55               | 325,708.59           | \$ 342,969.14             |
| NOV 2023 | 17,260.55               | 296,874.65           | \$ 314,135.20             |
| DEC 2023 | 17,260.55               | 306,777.73           | \$ 324,038.28             |
|          | <u>554,749.53</u>       | <u>3,771,642.54</u>  | <u>4,326,392.07</u>       |

|          | <b>GENERAL<br/>FUND</b> | <b>ROAD<br/>FUND</b> | <b>TOTAL<br/>TURNBACK</b> |
|----------|-------------------------|----------------------|---------------------------|
| JAN 2024 | 55,728.11               | 314,003.48           | \$ 369,731.59             |
| FEB 2024 | 17,254.28               | 330,796.73           | \$ 348,051.01             |
| MAR 2024 | 17,254.28               | 280,156.44           | \$ 297,410.72             |
| APR 2024 | 17,254.28               | 308,083.48           | \$ 325,337.76             |
| MAY 2024 | 17,254.28               | 326,116.53           | \$ 343,370.81             |
| JUN 2024 | 17,254.28               | 319,476.61           | \$ 336,730.89             |
| JUL 2024 | 279,880.96              | 320,246.54           | \$ 600,127.50             |
| AUG 2024 | 47,449.16               | 312,271.12           | \$ 359,720.28             |
| SEP 2024 | 24,930.30               | 319,143.48           | \$ 344,073.78             |
| OCT 2024 | 24,930.30               | 266,057.14           | \$ 290,987.44             |
| NOV 2024 | 24,930.30               | 296,939.27           | \$ 321,869.57             |
| DEC 2024 | 24,930.30               | 288,474.77           | \$ 313,405.07             |
|          | <u>569,050.83</u>       | <u>3,681,765.59</u>  | <u>4,250,816.42</u>       |

|          | <b>GENERAL<br/>FUND</b> | <b>ROAD<br/>FUND</b> | <b>TOTAL<br/>TURNBACK</b> |
|----------|-------------------------|----------------------|---------------------------|
| JAN 2025 | 63,397.86               | 331,491.32           | \$ 394,889.18             |
| FEB 2025 | 24,907.87               | 317,284.36           | \$ 342,192.23             |
| MAR 2025 | 24,907.87               | 267,230.04           | \$ 292,137.91             |
| APR 2025 | 24,907.87               | 315,497.71           | \$ 340,405.58             |
| MAY 2025 | 24,907.87               | 317,685.61           | \$ 342,593.48             |
| JUN 2025 | 24,907.87               | 331,528.49           | \$ 356,436.36             |
| JUL 2025 | 297,980.45              | 303,776.52           | \$ 601,756.97             |
| AUG 2025 | 32,653.67               | 316,577.26           | \$ 349,230.93             |
| SEP 2025 | 24,907.87               | 333,372.57           | \$ 358,280.44             |
| OCT 2025 | 24,907.87               | 316,066.99           | \$ 340,974.86             |
| NOV 2025 | 24,907.87               | 304,773.55           | \$ 329,681.42             |
| DEC 2025 | 24,907.87               | 300,479.91           | \$ 325,387.78             |
|          | <u>618,202.81</u>       | <u>3,755,764.33</u>  | <u>4,373,967.14</u>       |

|          | <b>GENERAL<br/>FUND</b> | <b>ROAD<br/>FUND</b> | <b>TOTAL<br/>TURNBACK</b> |
|----------|-------------------------|----------------------|---------------------------|
| JAN 2026 | 63,375.43               | 262,545.72           | \$ 325,921.15             |
| FEB 2026 | 24,906.14               | 326,311.70           | \$ 351,217.84             |
| MAR 2026 | 24,906.14               | 261,664.58           | \$ 286,570.72             |
| APR 2026 |                         |                      | \$ -                      |
| MAY 2026 |                         |                      | \$ -                      |
| JUN 2026 |                         |                      | \$ -                      |
| JUL 2026 |                         |                      | \$ -                      |
| AUG 2026 |                         |                      | \$ -                      |
| SEP 2026 |                         |                      | \$ -                      |
| OCT 2026 |                         |                      | \$ -                      |
| NOV 2026 |                         |                      | \$ -                      |
| DEC 2026 |                         |                      | \$ -                      |
|          | <u>113,187.71</u>       | <u>850,522.00</u>    | <u>963,709.71</u>         |

**Craighead County Library and Jonesboro Public Library Tax Disbursements in 2026**

**Jonesboro Public Library**

| 01/31/26      | 02/28/26     | 03/31/26     | 04/30/26 | 05/31/26 | 06/30/26 | 07/31/26 | 08/31/26 | 09/30/26 | 10/31/26 | 11/30/26 | 12/31/26 | Totals        |
|---------------|--------------|--------------|----------|----------|----------|----------|----------|----------|----------|----------|----------|---------------|
| \$ 140,577.19 | \$ 10,143.30 | \$ 46,595.97 |          |          |          |          |          |          |          |          |          | \$ 197,316.46 |
| \$ 140,577.19 | \$ 10,143.30 | \$ 46,595.97 | \$ -     | \$ -     | \$ -     | \$ -     | \$ -     | \$ -     | \$ -     | \$ -     | \$ -     | \$ 197,316.46 |
| 65.06%        | 68.40%       | 71.72%       | #DIV/0!  | #DIV/0!  | #DIV/0!  | #DIV/0!  | #DIV/0!  | #DIV/0!  | #DIV/0!  | #DIV/0!  | #DIV/0!  | 66.69%        |

**Craighead County Library**

| 01/31/26     | 02/28/26    | 03/31/26     | 04/30/26 | 05/31/26 | 06/30/26 | 07/31/26 | 08/31/26 | 09/30/26 | 10/31/26 | 11/30/26 | 12/31/26 | Totals       |
|--------------|-------------|--------------|----------|----------|----------|----------|----------|----------|----------|----------|----------|--------------|
| \$ 75,497.37 | \$ 4,685.44 | \$ 18,368.85 |          |          |          |          |          |          |          |          |          | \$ 98,551.66 |
| \$ 75,497.37 | \$ 4,685.44 | \$ 18,368.85 | \$ -     | \$ -     | \$ -     | \$ -     | \$ -     | \$ -     | \$ -     | \$ -     | \$ -     | \$ 98,551.66 |
| 34.94%       | 31.60%      | 28.28%       | #DIV/0!  | #DIV/0!  | #DIV/0!  | #DIV/0!  | #DIV/0!  | #DIV/0!  | #DIV/0!  | #DIV/0!  | #DIV/0!  | 33.31%       |

**UNAUDITED, INTERNALLY PREPARED REPORT**

TOTAL SALES TAX RECEIPTS BY MONTH  
FOR CRAIGHEAD COUNTY, ARKANSAS 1% TAX  
JANUARY 2019-DECEMBER 2026

|  | 2026                   | 2025                    | 2024                    | 2023                    | 2022                    | 2021                    | 2020                    | 2019                    |
|--|------------------------|-------------------------|-------------------------|-------------------------|-------------------------|-------------------------|-------------------------|-------------------------|
| JAN  | \$ 2,548,328.71        | \$ 2,439,646.31         | \$ 2,677,958.84         | \$ 2,438,750.07         | \$ 2,344,585.47         | \$ 1,950,348.04         | \$ 1,887,945.41         | \$ 1,773,495.44         |
| FEB  | \$ 3,017,089.47        | \$ 2,857,662.98         | \$ 2,833,338.53         | \$ 2,947,566.01         | \$ 2,742,144.29         | \$ 2,313,783.98         | \$ 2,164,524.89         | \$ 2,142,668.11         |
| MAR  | \$ 2,360,771.27        | \$ 2,244,574.54         | \$ 2,216,324.38         | \$ 2,307,430.26         | \$ 2,000,990.06         | \$ 1,943,953.54         | \$ 1,673,989.82         | \$ 1,619,866.22         |
| APR  | \$ -                   | \$ 2,271,916.83         | \$ 2,345,480.62         | \$ 2,349,180.59         | \$ 2,020,237.06         | \$ 1,682,760.34         | \$ 1,758,009.04         | \$ 1,559,136.63         |
| MAY  | \$ -                   | \$ 2,657,839.84         | \$ 2,594,925.72         | \$ 2,482,369.67         | \$ 2,509,424.89         | \$ 2,404,063.33         | \$ 1,785,723.05         | \$ 1,737,595.95         |
| JUN  | \$ -                   | \$ 2,497,557.00         | \$ 2,398,155.14         | \$ 2,531,509.00         | \$ 2,277,953.78         | \$ 2,257,732.31         | \$ 1,727,848.86         | \$ 1,758,864.98         |
| JUL  | \$ -                   | \$ 2,551,850.93         | \$ 2,402,722.33         | \$ 2,457,002.51         | \$ 2,322,853.83         | \$ 2,218,412.93         | \$ 1,909,889.65         | \$ 1,728,735.74         |
| AUG  | \$ -                   | \$ 2,546,648.26         | \$ 2,453,342.22         | \$ 2,441,055.35         | \$ 2,525,686.77         | \$ 2,292,489.66         | \$ 1,986,168.83         | \$ 1,772,451.14         |
| SEP  | \$ -                   | \$ 2,545,495.09         | \$ 2,472,501.04         | \$ 2,445,081.29         | \$ 2,409,066.76         | \$ 2,275,738.71         | \$ 2,014,486.20         | \$ 1,754,997.84         |
| OCT  | \$ -                   | \$ 2,656,003.55         | \$ 2,585,302.48         | \$ 2,543,799.12         | \$ 2,441,430.46         | \$ 2,291,423.50         | \$ 1,928,089.86         | \$ 1,833,542.59         |
| NOV  | \$ -                   | \$ 2,584,865.44         | \$ 2,410,637.92         | \$ 2,523,515.37         | \$ 2,450,286.30         | \$ 2,251,535.57         | \$ 2,037,522.66         | \$ 1,804,200.70         |
| DEC  | \$ -                   | \$ 2,513,383.63         | \$ 2,494,398.86         | \$ 2,445,722.22         | \$ 2,230,930.93         | \$ 2,203,928.96         | \$ 1,865,377.46         | \$ 1,796,360.65         |
| <b>TOTAL</b>   | <b>\$ 7,926,189.45</b> | <b>\$ 30,367,444.40</b> | <b>\$ 29,885,088.08</b> | <b>\$ 29,912,981.46</b> | <b>\$ 28,275,590.60</b> | <b>\$ 26,086,170.87</b> | <b>\$ 22,739,575.73</b> | <b>\$ 21,281,915.99</b> |
| JAN % CHANGE   | 104.45%                | 91.10%                  | 109.81%                 | 104.02%                 | 120.21%                 | 103.31%                 | 106.45%                 |                         |
| FEB % CHANGE   | 105.58%                | 100.86%                 | 96.12%                  | 107.49%                 | 118.51%                 | 106.90%                 | 101.02%                 |                         |
| MAR % CHANGE   | 105.18%                | 101.27%                 | 96.05%                  | 115.31%                 | 102.93%                 | 116.13%                 | 103.34%                 |                         |
| APR % CHANGE   | 0.00%                  | 96.86%                  | 99.84%                  | 116.28%                 | 120.05%                 | 95.72%                  | 112.76%                 |                         |
| MAY % CHANGE   | 0.00%                  | 102.42%                 | 104.53%                 | 98.92%                  | 104.38%                 | 134.63%                 | 102.77%                 |                         |
| JUN % CHANGE   | 0.00%                  | 104.14%                 | 94.73%                  | 111.13%                 | 100.90%                 | 130.67%                 | 98.24%                  |                         |
| JUL % CHANGE   | 0.00%                  | 106.21%                 | 97.79%                  | 105.78%                 | 104.71%                 | 116.15%                 | 110.48%                 |                         |
| AUG % CHANGE   | 0.00%                  | 103.80%                 | 100.50%                 | 96.65%                  | 110.17%                 | 115.42%                 | 112.06%                 |                         |
| SEP % CHANGE   | 0.00%                  | 102.95%                 | 101.12%                 | 101.49%                 | 105.86%                 | 112.97%                 | 114.79%                 |                         |
| OCT % CHANGE   | 0.00%                  | 102.73%                 | 101.63%                 | 104.19%                 | 106.55%                 | 118.84%                 | 105.16%                 |                         |
| NOV % CHANGE   | 0.00%                  | 107.23%                 | 95.53%                  | 102.99%                 | 108.83%                 | 110.50%                 | 112.93%                 |                         |
| DEC % CHANGE   | 0.00%                  | 100.76%                 | 101.99%                 | 109.63%                 | 101.23%                 | 118.15%                 | 103.84%                 |                         |
| JAN - DEC % CHANGE   | 26.10%                 | 101.61%                 | 99.91%                  | 105.79%                 | 108.39%                 | 114.72%                 | 106.85%                 |                         |
| THIS IS THE TOTAL AMOUNT OF THE COUNTY-WIDE 1% COUNTY-WIDE SALES TAX DISTRIBUTED BY POPULATION |                        |                         |                         |                         |                         |                         |                         |                         |

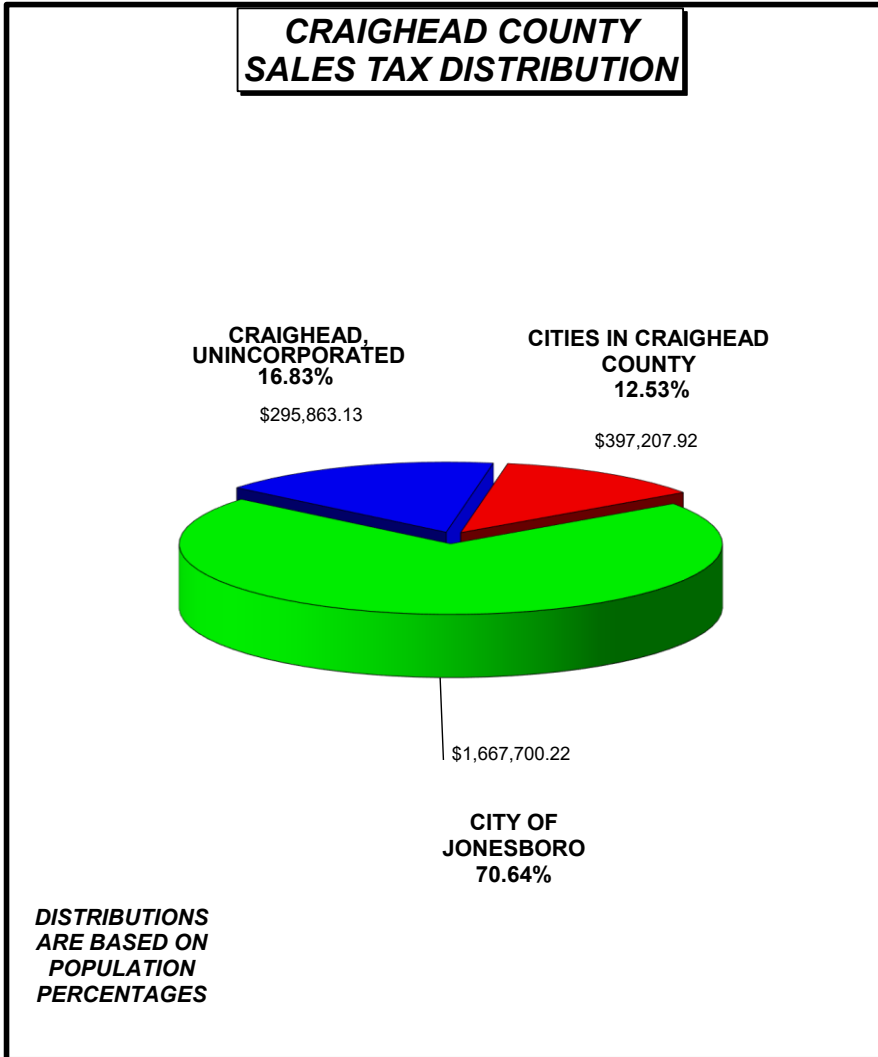



|   |                             |  |
|---|-----------------------------|--|
| \$  | 397,207.92                  |  |
| FUND 1000 COUNTY GENERAL RECEIVES 40%     | \$ 158,883.17               |  |
| FUND 1892 CAPITAL FUND RECEIVES 10%       | \$ 39,720.79                |  |
| <u>FUND 2000 COUNTY ROAD RECEIVES 50%</u> | <u>\$ 198,603.96</u>        |  |
| CRAIGHEAD COUNTY 1% SALES TAX PORTION     | <u><b>\$ 397,207.92</b></u> |  |

# CRAIGHEAD COUNTY SALES TAX DISTRIBUTIONS MARCH 2026

| <u>CITY IN CRAIGHEAD</u>   |                        | <u>POPULATION %</u> |
|----------------------------|------------------------|---------------------|
| BAY                        | \$ 39,816.30           | 1.69%               |
| BLACK OAK                  | \$ 4,945.20            | 0.21%               |
| BONO                       | \$ 51,128.71           | 2.17%               |
| BROOKLAND                  | \$ 86,254.50           | 3.65%               |
| CARAWAY                    | \$ 24,046.84           | 1.02%               |
| CASH                       | \$ 5,942.73            | 0.25%               |
| EGYPT                      | \$ 2,398.32            | 0.10%               |
| LAKE CITY                  | \$ 49,367.12           | 2.09%               |
| MONETTE                    | \$ 31,963.41           | 1.35%               |
| <b>CITIES IN CRAIGHEAD</b> | <b>\$ 295,863.13</b>   |                     |
| <b>CITY OF JONESBORO</b>   | <b>\$ 1,667,700.22</b> |                     |
| <b>CRAIGHEAD COUNTY</b>    | <b>\$ 397,207.92</b>   |                     |
| <b>TOTAL SALES TAX</b>     | <b>\$ 2,360,771.27</b> |                     |

## SALES AND USE TAX



COUNTY SALES AND USE TAX FUNDS DISTRIBUTIONS FOR FEBRUARY 2026, EFFECTIVE DATE 03/25/2026

COUNTY TREASURER'S OFFICE

|    |              |             |
|----|--------------|-------------|
| \$ | 397,207.92   | 16.8253454% |
| \$ | 295,863.13   | 12.5324776% |
| \$ | 1,667,700.22 | 70.6421770% |
| \$ | 2,360,771.27 | 100.00%     |

# CRAIGHEAD COUNTY SALES TAX DISTRIBUTIONS YEAR TO DATE 2026

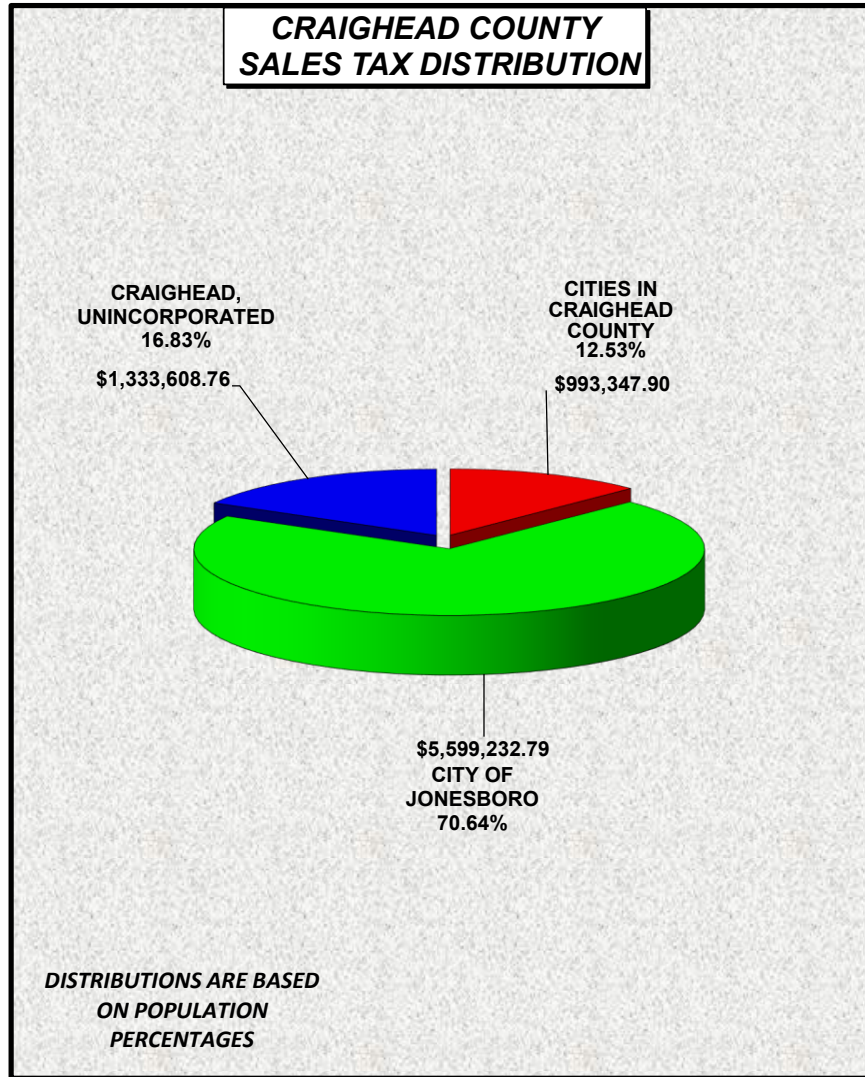
| <u>CITY IN CRAIGHEAD</u>   |                        | <u>POPULATION %</u> |
|----------------------------|------------------------|---------------------|
| BAY                        | \$ 133,681.54          | 1.69%               |
| BLACK OAK                  | \$ 16,603.31           | 0.21%               |
| BONO                       | \$ 171,662.48          | 2.17%               |
| BROOKLAND                  | \$ 289,595.83          | 3.65%               |
| CARAWAY                    | \$ 80,736.24           | 1.02%               |
| CASH                       | \$ 19,952.47           | 0.25%               |
| EGYPT                      | \$ 8,052.25            | 0.10%               |
| LAKE CITY                  | \$ 165,748.01          | 2.09%               |
| MONETTE                    | \$ 107,315.77          | 1.35%               |
| <b>CITIES IN CRAIGHEAD</b> | <b>\$ 993,347.90</b>   |                     |
| <b>CITY OF JONESBORO</b>   | <b>\$ 5,599,232.79</b> |                     |
| <b>CRAIGHEAD RURAL</b>     | <b>\$ 1,333,608.76</b> |                     |
| <b>TOTAL SALES TAX</b>     | <b>\$ 7,926,189.45</b> |                     |

## YEAR TO DATE SALES AND USE TAX



### COUNTY SALES AND USE TAX DISTRIBUTIONS

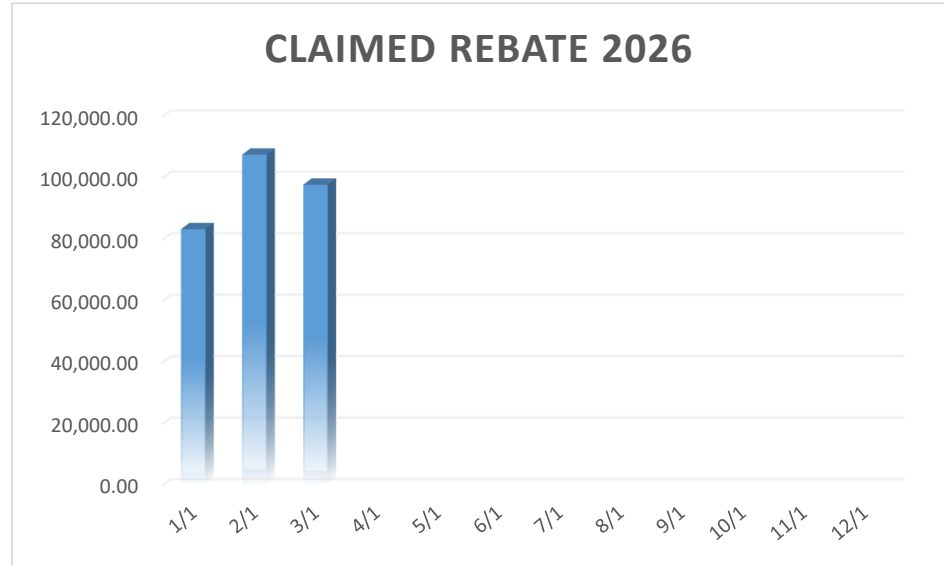
|    |              |              |
|----|--------------|--------------|
| \$ | 1,333,608.76 | 16.82534550% |
| \$ | 993,347.90   | 12.53247738% |
| \$ | 5,599,232.79 | 70.64217712% |
| \$ | 7,926,189.45 | 100.00%      |



**LOCAL REBATE CLAIMED**

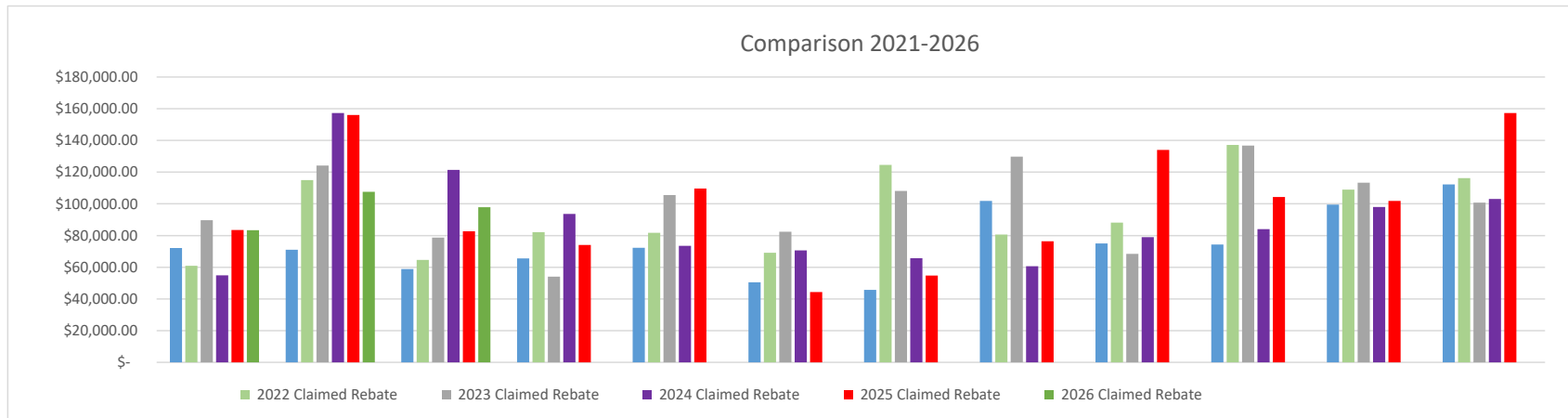
**DEPARTMENT OF FINANCE AND ADMINISTRATION  
SALES AND USE TAX**

| Date      | Return Period | Claimed Rebate       |
|-----------|---------------|----------------------|
| 1/1/2026  | Nov-25        | 83,372.25            |
| 2/1/2026  | Dec-25        | 107,615.28           |
| 3/1/2026  | Jan-26        | 97,853.17            |
| 4/1/2026  | Feb-26        |                      |
| 5/1/2026  | Mar-26        |                      |
| 6/1/2026  | Apr-26        |                      |
| 7/1/2026  | May-26        |                      |
| 8/1/2026  | Jun-26        |                      |
| 9/1/2026  | Jul-26        |                      |
| 10/1/2026 | Aug-26        |                      |
| 11/1/2026 | Sep-26        |                      |
| 12/1/2026 | Oct-26        |                      |
|           |               | <b>\$ 288,840.70</b> |



**LOCAL REBATE CLAIMED**  
**DEPARTMENT OF FINANCE AND ADMINISTRATION**  
**SALES AND USE TAX**

| Date      | 2021 Claimed Rebate | 2022 Claimed Rebate | 2023 Claimed Rebate | 2024 Claimed Rebate | 2025 Claimed Rebate | 2026 Claimed Rebate | Amt Difference | % Change |
|-----------|---------------------|---------------------|---------------------|---------------------|---------------------|---------------------|----------------|----------|
| January   | \$ 72,186.74        | \$ 60,921.21        | \$ 89,616.29        | \$ 54,915.36        | \$ 83,536.25        | \$ 83,372.25        | (164.00)       | 99.80%   |
| February  | \$ 70,980.10        | \$ 115,046.52       | \$ 124,136.29       | \$ 157,280.33       | \$ 156,117.18       | \$ 107,615.28       | (48,501.90)    | 68.93%   |
| March     | \$ 58,929.00        | \$ 64,651.99        | \$ 78,773.89        | \$ 121,405.18       | \$ 82,691.07        | \$ 97,853.17        | 15,162.10      | 118.34%  |
| April     | \$ 65,507.17        | \$ 82,102.50        | \$ 54,080.59        | \$ 93,658.56        | \$ 74,000.90        | \$ -                |                |          |
| May       | \$ 72,249.85        | \$ 81,656.15        | \$ 105,538.45       | \$ 73,547.62        | \$ 109,589.82       | \$ -                |                |          |
| June      | \$ 50,466.69        | \$ 69,186.98        | \$ 82,356.88        | \$ 70,660.79        | \$ 44,320.16        | \$ -                |                |          |
| July      | \$ 45,771.99        | \$ 124,592.91       | \$ 108,148.80       | \$ 65,678.46        | \$ 54,734.45        | \$ -                |                |          |
| August    | \$ 101,896.61       | \$ 80,593.38        | \$ 129,725.33       | \$ 60,573.33        | \$ 76,336.56        | \$ -                |                |          |
| September | \$ 75,011.54        | \$ 88,172.85        | \$ 68,479.50        | \$ 78,992.84        | \$ 134,011.53       | \$ -                |                |          |
| October   | \$ 74,285.84        | \$ 137,093.74       | \$ 136,763.51       | \$ 84,041.18        | \$ 104,369.35       | \$ -                |                |          |
| November  | \$ 99,459.25        | \$ 109,000.12       | \$ 113,312.58       | \$ 98,025.90        | \$ 101,829.01       | \$ -                |                |          |
| December  | \$ 112,246.57       | \$ 116,232.38       | \$ 100,765.95       | \$ 103,028.41       | \$ 157,289.63       | \$ -                |                |          |
|           | \$ 898,991.35       | \$ 1,129,250.73     | \$ 1,191,698.06     | \$ 1,061,807.96     | \$ 1,178,825.91     | \$ 288,840.70       | \$ (33,503.80) | 95.69%   |



**Fund 3521**  
**Homeland Security Grant Program**  
**2024-2026**

| DATE  | RECEIPTS      | EXCESS<br>COM | INTEREST | COM<br>CHARGED | DISBURSEMENTS   | "CASH FLOW"     | TRANSFER<br>FROM GENERAL | TRANSFER TO<br>GENERAL |                 |
|-------|---------------|---------------|----------|----------------|-----------------|-----------------|--------------------------|------------------------|-----------------|
| 2024  | \$ 442,146.93 | \$ -          | \$ -     | \$ -           | \$ (579,625.41) | \$ (137,478.48) | \$ -                     | \$ -                   | \$ (137,478.48) |
| 2025  | \$ 478,926.65 | \$ -          | \$ -     | \$ -           | \$ (342,473.80) | \$ 136,452.85   | \$ -                     | \$ -                   | \$ (1,025.63)   |
| 2026  | \$ 3,193.53   | \$ -          | \$ -     | \$ -           | \$ (12,344.89)  | \$ (9,151.36)   | \$ -                     | \$ -                   | \$ (10,176.99)  |
| TOTAL | \$ 924,267.11 | \$ -          | \$ -     | \$ -           | \$ (934,444.10) | \$ (10,176.99)  | \$ -                     | \$ -                   | \$ (10,176.99)  |

**Fund 3526**  
**STAR Court Peer Recovery Program**  
**2025-2026**

| DATE  | RECEIPTS     | EXCESS<br>COM | INTEREST | COM<br>CHARGED | DISBURSEMENTS  | "CASH FLOW"    | TRANSFER<br>FROM GENERAL | TRANSFER TO<br>GENERAL |                |
|-------|--------------|---------------|----------|----------------|----------------|----------------|--------------------------|------------------------|----------------|
| 2025  | \$ 12,468.75 | \$ -          | \$ -     | \$ -           | \$ (10,485.16) | \$ 1,983.59    | \$ -                     | \$ (911.60)            | \$ 1,071.99    |
| 2026  | \$ -         | \$ -          | \$ -     | \$ -           | \$ (11,484.29) | \$ (11,484.29) | \$ -                     | \$ (1,741.98)          | \$ (12,154.28) |
| TOTAL | \$ 12,468.75 | \$ -          | \$ -     | \$ -           | \$ (21,969.45) | \$ (9,500.70)  | \$ -                     | \$ (2,653.58)          | \$ (12,154.28) |

**FUND 3578****District Court DWI Court Fund****2020-2026**

| DATE         | RECEIPTS             | EXCESS<br>COM   | INTEREST         | COM<br>CHARGED    | DISBURSEMENTS          | "CASH FLOW"           | TRANSFER<br>FROM GENERAL | TRANSFER TO           |                    |
|--------------|----------------------|-----------------|------------------|-------------------|------------------------|-----------------------|--------------------------|-----------------------|--------------------|
| 2020         | \$ 887.68            | \$ 4.78         | \$ 12.55         | \$ (0.25)         | \$ (887.68)            | \$ 17.08              | \$ -                     | \$ (9,595.13)         | \$ 17.08           |
| 2021         | \$ 13,810.83         | \$ 0.19         | \$ 0.05          | \$ (2.31)         | \$ (13,734.91)         | \$ 73.85              | \$ -                     | \$ -                  | \$ 90.93           |
| 2022         | \$ 15,077.56         | \$ 1.75         | \$ 0.29          | \$ (2.85)         | \$ (14,935.29)         | \$ 141.46             | \$ -                     | \$ -                  | \$ 232.39          |
| 2023         | \$ 15,013.47         | \$ 1.95         | \$ -             | \$ -              | \$ (15,000.00)         | \$ 15.42              | \$ -                     | \$ -                  | \$ 247.81          |
| 2024         | \$ 5,315.57          | \$ -            | \$ -             | \$ -              | \$ (11,364.06)         | \$ (6,048.49)         | \$ -                     | \$ (3,540.00)         | \$ (9,340.68)      |
| 2025         | \$ 24,604.46         | \$ -            | \$ -             | \$ -              | \$ (14,722.22)         | \$ 9,882.24           | \$ -                     | \$ -                  | \$ 541.56          |
| 2026         | \$ -                 | \$ -            | \$ -             | \$ -              | \$ (850.00)            | \$ (850.00)           | \$ (541.56)              | \$ -                  | \$ (850.00)        |
| <b>TOTAL</b> | <b>\$ 140,979.99</b> | <b>\$ 10.52</b> | <b>\$ 371.24</b> | <b>\$ (14.52)</b> | <b>\$ (158,175.26)</b> | <b>\$ (16,828.03)</b> | <b>\$ 30,319.80</b>      | <b>\$ (14,341.77)</b> | <b>\$ (850.00)</b> |

**CRAIGHEAD COUNTY ARKANSAS  
ANNUAL FINANCIAL REPORT  
FOR MONTH ENDED MARCH 2026**

|  | General<br>2025     | General<br>2026     | General<br>Differences | Road<br>2025        | Road<br>2026        | Road Differences | Aggregate<br>2025   | Aggregate<br>2026   | Aggregate<br>Differences |
|--|---------------------|---------------------|------------------------|---------------------|---------------------|------------------|---------------------|---------------------|--------------------------|
| <b>REVENUE</b>                             |                     |                     |                        |                     |                     |                  |                     |                     |                          |
| 7000 - 7099: State Aid                     | 950,282.06          | 1,048,284.54        | 98,002.48              | 1,087,811.17        | 1,061,644.70        | (26,166.47)      | 739,559.17          | 378,874.34          | (360,684.83)             |
| 7100 - 7199: Federal Aid                   | -                   | -                   | -                      | -                   | 0.00                | -                | 610,288.74          | 91,783.34           | (518,505.40)             |
| 7200 - 7299: Property Taxes                | 363,093.34          | 376,707.67          | 13,614.33              | 59,983.62           | 64,062.57           | 4,078.95         | 17,441.60           | 18,076.93           | 635.33                   |
| 7300 - 7399: Sales Taxes                   | 634,474.00          | 666,804.37          | 32,330.37              | 634,474.01          | 666,804.39          | 32,330.38        | -                   | -                   | -                        |
| 7400 - 7499: Fines, Forfeitures, and Cost  | 140,094.28          | 190,832.47          | 50,738.19              | -                   | 0.00                | -                | 197,245.20          | 186,750.36          | (10,494.84)              |
| 7500 - 7599: Investment Income             | 163,608.93          | 186,552.34          | 22,943.41              | 102,935.97          | 107,687.82          | 4,751.85         | 145,779.30          | 53,513.13           | (92,266.17)              |
| 7600 - 7699: Officer's Fees                | 64,457.18           | 67,409.15           | 2,951.97               | -                   | 0.00                | -                | 183,798.58          | 208,809.22          | 25,010.64                |
| 7700 - 7799: 911 Fees                      | -                   | -                   | -                      | -                   | 0.00                | -                | 6,836.53            | 3,132.51            | (3,704.02)               |
| 7800 - 7899: Jail Fees                     | 990,947.96          | 851,877.84          | (139,070.12)           | -                   | 0.00                | -                | 76,617.28           | 65,424.19           | (11,193.09)              |
| 8100 - 8199: Franchise Fees                | 18,014.16           | 15,328.06           | (2,686.10)             | -                   | 0.00                | -                | -                   | -                   | -                        |
| 8300 - 8399: Insurance Premiums Collected  | 3,609.96            | 5,182.22            | 1,572.26               | -                   | 0.00                | -                | 45.19               | -                   | (45.19)                  |
| 8400 - 8499: Treasurer's Commission        | 240,822.44          | 245,579.07          | 4,756.63               | -                   | 0.00                | -                | -                   | -                   | -                        |
| 8500 - 8599: Collector's Commission        | (15,175.80)         | 22,261.50           | 37,437.30              | -                   | -                   | -                | -                   | -                   | -                        |
| 8600 - 8699: Assessor's Salary and Expense | 20,605.03           | 79,807.80           | 59,202.77              | -                   | 0.00                | -                | -                   | -                   | -                        |
| 8700 - 8799: Other Revenues                | 734,862.52          | 749,444.93          | 14,582.41              | 152,486.14          | 143,488.27          | (8,997.87)       | 141,261.09          | 154,395.68          | 13,134.59                |
| <b>REVENUE</b>                             | <b>4,309,696.06</b> | <b>4,506,071.96</b> | <b>196,375.90</b>      | <b>2,037,690.91</b> | <b>2,043,687.75</b> | <b>5,996.84</b>  | <b>2,118,872.68</b> | <b>1,160,759.70</b> | <b>(958,112.98)</b>      |

**CURRENT EXPENDITURES**

|                                     |                     |                     |                   |                     |                     |                     |                     |                     |                     |
|-------------------------------------|---------------------|---------------------|-------------------|---------------------|---------------------|---------------------|---------------------|---------------------|---------------------|
| 0100 - 0199: General Government     | 3,169,379.96        | 1,673,864.61        | 1,495,515.35      | -                   | -                   | -                   | 2,235,246.01        | 1,509,319.27        | 725,926.74          |
| 0200 - 0299: Highways and Streets   | -                   | -                   | -                 | 1,390,341.25        | 1,933,919.85        | (543,578.60)        | -                   | -                   | -                   |
| 0300 - 0399: Health                 | 385,249.49          | 576,522.25          | (191,272.76)      | -                   | -                   | -                   | 483,135.69          | 270,000.00          | 213,135.69          |
| 0400 - 0499: Law Enforcement        | 3,420,689.70        | 4,566,919.60        | (1,146,229.90)    | -                   | -                   | -                   | 1,100,802.51        | 268,828.97          | 831,973.54          |
| 0500 - 0599: Public Safety          | 48,595.86           | 40,335.35           | 8,260.51          | -                   | -                   | -                   | 276,098.03          | 16,815.29           | 259,282.74          |
| 0600 - 0699: Recreation and Culture | -                   | -                   | -                 | -                   | -                   | -                   | 84,326.48           | 98,551.66           | (14,225.18)         |
| 0700 - 0799: Sanitation             | -                   | -                   | -                 | -                   | -                   | -                   | -                   | -                   | -                   |
| 0800 - 0899: Social Services        | 47,265.52           | 54,772.41           | (7,506.89)        | -                   | -                   | -                   | -                   | -                   | -                   |
| 0900 - 0999: Airport                | -                   | -                   | -                 | -                   | -                   | -                   | -                   | -                   | -                   |
| <b>CURRENT EXPENDITURES</b>         | <b>7,071,180.53</b> | <b>6,912,414.22</b> | <b>158,766.31</b> | <b>1,390,341.25</b> | <b>1,933,919.85</b> | <b>(543,578.60)</b> | <b>4,179,608.72</b> | <b>2,163,515.19</b> | <b>2,016,093.53</b> |

|  |                       |                       |                   |                   |                   |                   |                       |                       |                     |
|--|-----------------------|-----------------------|-------------------|-------------------|-------------------|-------------------|-----------------------|-----------------------|---------------------|
| <b>Excess Revenue Over(Under) Expenditures</b> | <b>(2,761,484.47)</b> | <b>(2,406,342.26)</b> | <b>355,142.21</b> | <b>647,349.66</b> | <b>109,767.90</b> | <b>549,575.44</b> | <b>(2,060,736.04)</b> | <b>(1,002,755.49)</b> | <b>1,057,980.55</b> |
|--|-----------------------|-----------------------|-------------------|-------------------|-------------------|-------------------|-----------------------|-----------------------|---------------------|

**Other Financing Sources (Uses)**

|                                       |                     |                   |                   |                     |                     |                 |                   |                    |                     |
|---------------------------------------|---------------------|-------------------|-------------------|---------------------|---------------------|-----------------|-------------------|--------------------|---------------------|
| 8800 - 8899: Transfers In             | 3,191,818.56        | 628,847.55        | (2,562,971.01)    | 0.00                | -                   | -               | 300,162.33        | 26,223.82          | (273,938.51)        |
| 8900 - 8999: Transfers Out            | -3,324,555.43       | (510,414.56)      | 2,814,140.87      | -114,482.40         | (111,086.50)        | 3,395.90        | (53,354.34)       | (39,268.07)        | 14,086.27           |
| 9000 - 9099: Miscellaneous 1          | -                   | -                 | -                 | -                   | -                   | -               | -                 | -                  | -                   |
| 9100 - 9199: Miscellaneous 2          | -                   | 5,685.61          | 5,685.61          | -                   | -                   | -               | -                 | 12.15              | 12.15               |
| <b>Other Financing Sources (Uses)</b> | <b>(132,736.87)</b> | <b>124,118.60</b> | <b>256,855.47</b> | <b>(114,482.40)</b> | <b>(111,086.50)</b> | <b>3,395.90</b> | <b>246,807.99</b> | <b>(13,032.10)</b> | <b>(259,840.09)</b> |

|   |                       |                       |                   |                   |                   |                     |                       |                       |                   |
|---|-----------------------|-----------------------|-------------------|-------------------|-------------------|---------------------|-----------------------|-----------------------|-------------------|
| <b>Excess Revenue and Other Sources Over(Under) Expenditures and Other Uses</b> | <b>(2,894,221.34)</b> | <b>(2,282,223.66)</b> | <b>611,997.68</b> | <b>532,867.26</b> | <b>(1,318.60)</b> | <b>(534,185.86)</b> | <b>(1,813,928.05)</b> | <b>(1,015,787.59)</b> | <b>798,140.46</b> |
|---|-----------------------|-----------------------|-------------------|-------------------|-------------------|---------------------|-----------------------|-----------------------|-------------------|

|                               | 2025               | 2026               | Difference      |
|-------------------------------|--------------------|--------------------|-----------------|
| <b>ALL FUNDS REVENUES</b>     | \$ 8,466,259.65    | \$ 7,710,519.41    | \$ (755,740.24) |
| <b>ALL FUNDS EXPENDITURES</b> | \$ (12,641,130.50) | \$ (11,009,849.26) | \$ 1,631,281.24 |
| <b>ALL FUNDS TRANSFERS</b>    | \$ (411.28)        | \$ 0.00            | \$ 411.28       |
|                               | \$ (4,175,282.13)  | \$ (3,299,329.85)  | \$ 875,952.28   |

Month 3  
 Date Range 3/1/2026 - 3/31/2026  
 Fund Range 1000 - 6400  
 Dept Range 0001 - 9999

**CRAIGHEAD COUNTY BUDGET DETAIL REPORT**

4/3/2026 12:16:05 PM

Page 1

Pg Brk Dept N Only W/Budget Amt N Show Act Balance N  
 No % N Only W/Balances N No Adj Expenditures N  
 No Shade N Only W/Transactions N No Adj Budget Y

| Description   | Transfers<br>Appropriation | YTD Transfers<br>YTD Appropriation | Expenditures<br>Adj Expend. | YTD Expenditures<br>Adj YTD Expend | Original Budget     | Balance<br>Actual Balance | %<br>Used    | YTD %<br>Used | %<br>Left     |
|---|----------------------------|------------------------------------|-----------------------------|------------------------------------|---------------------|---------------------------|--------------|---------------|---------------|
| <b>Fund 1000 COUNTY GENERAL</b>                               |                            |                                    | <b>Department</b>           | <b>0100</b>                        | <b>COUNTY JUDGE</b> |                           |              |               |               |
| <b>Group 01000100 - 01001999 PERSONAL SERVICES</b>            |                            |                                    |                             |                                    |                     |                           |              |               |               |
| 1000- 01001001 SALARIES                                       | -\$391.96                  | -\$944.72                          | \$22,585.44                 | \$77,491.35                        | \$345,326.39        | \$266,890.32              | 6.65%        | 22.71%        | 77.29%        |
|   | \$0.00                     | \$0.00                             | \$22,977.40                 | \$78,436.07                        |                     | \$266,890.32              |              |               |               |
| 1000- 01001006 SOCIAL SECURITY MATCH                          | \$0.00                     | \$0.00                             | \$2,676.36                  | \$6,343.40                         | \$26,417.47         | \$20,074.07               | 10.13%       | 24.01%        | 75.99%        |
|   | \$0.00                     | \$0.00                             | \$2,676.36                  | \$6,343.40                         |                     | \$20,074.07               |              |               |               |
| 1000- 01001007 RETIREMENT MATCH                               | \$0.00                     | \$0.00                             | \$5,617.29                  | \$13,251.60                        | \$52,904.00         | \$39,652.40               | 10.62%       | 25.05%        | 74.95%        |
|   | \$0.00                     | \$0.00                             | \$5,617.29                  | \$13,251.60                        |                     | \$39,652.40               |              |               |               |
| 1000- 01001009 HEALTH INSURANCE MATCH                         | -\$1,741.98                | -\$6,359.36                        | \$0.00                      | \$0.00                             | \$38,166.57         | \$31,807.21               | 4.56%        | 16.66%        | 83.34%        |
|   | \$0.00                     | \$0.00                             | \$1,741.98                  | \$6,359.36                         |                     | \$31,807.21               |              |               |               |
| 1000- 01001010 WORKMEN'S COMPENSATION                         | \$0.00                     | \$0.00                             | \$0.00                      | \$526.87                           | \$526.87            | \$0.00                    | 0.00%        | 100.00%       | 0.00%         |
|   | \$0.00                     | \$0.00                             | \$0.00                      | \$526.87                           |                     | \$0.00                    |              |               |               |
| 1000- 01001011 UNEMPLOYMENT COMPENSATION                      | \$0.00                     | \$0.00                             | \$0.00                      | \$0.00                             | \$1,152.00          | \$1,152.00                | 0.00%        | 0.00%         | 100.00%       |
|   | \$0.00                     | \$0.00                             | \$0.00                      | \$0.00                             |                     | \$1,152.00                |              |               |               |
| 1000- 01001012 OTHER FRINGE BENEFITS(INCL HLTH IN             | \$0.00                     | \$0.00                             | \$0.00                      | \$0.00                             | \$250.00            | \$250.00                  | 0.00%        | 0.00%         | 100.00%       |
|   | \$0.00                     | \$0.00                             | \$0.00                      | \$0.00                             |                     | \$250.00                  |              |               |               |
| 1000- 01001016 LIFE INSURANCE                                 | \$0.00                     | \$0.00                             | \$15.54                     | \$25.53                            | \$100.00            | \$74.47                   | 15.54%       | 25.53%        | 74.47%        |
|   | \$0.00                     | \$0.00                             | \$15.54                     | \$25.53                            |                     | \$74.47                   |              |               |               |
| 1000- 01001017 VACATION-PERSONAL TIME BUYBACK                 | \$0.00                     | \$0.00                             | \$0.00                      | \$1,020.54                         | \$1,000.00          | -\$20.54                  | 0.00%        | 0.00%         | 0.00%         |
|   | \$0.00                     | \$0.00                             | \$0.00                      | \$1,020.54                         |                     | -\$20.54                  |              |               |               |
| 1000- 01001018 HEALTH INSURANCE REIMBURSEMENT                 | \$0.00                     | \$0.00                             | \$0.00                      | \$0.00                             | \$2,897.00          | \$2,897.00                | 0.00%        | 0.00%         | 100.00%       |
|   | \$0.00                     | \$0.00                             | \$0.00                      | \$0.00                             |                     | \$2,897.00                |              |               |               |
| <b>100 1000100 1001999 Group Totals PERSONAL SERVICES</b>     | <b>-\$2,133.94</b>         | <b>-\$7,304.08</b>                 | <b>\$30,894.63</b>          | <b>\$98,659.29</b>                 | <b>\$468,740.30</b> | <b>\$362,776.93</b>       | <b>7.05%</b> | <b>22.61%</b> | <b>77.39%</b> |
|   | <b>\$0.00</b>              | <b>\$0.00</b>                      | <b>\$33,028.57</b>          | <b>\$105,963.37</b>                |                     | <b>\$362,776.93</b>       |              |               |               |
| <b>Group 01002000 - 01002999 SUPPLIES</b>                     |                            |                                    |                             |                                    |                     |                           |              |               |               |
| 1000- 01002001 GENERAL OFFICE SUPPLIES                        | \$0.00                     | \$0.00                             | \$123.86                    | \$250.73                           | \$2,500.00          | \$2,249.27                | 4.95%        | 10.03%        | 89.97%        |
|   | \$0.00                     | \$0.00                             | \$123.86                    | \$250.73                           |                     | \$2,249.27                |              |               |               |
| 1000- 01002002 SMALL EQUIPMENT                                | \$0.00                     | \$0.00                             | \$51.53                     | \$51.53                            | \$3,000.00          | \$2,948.47                | 1.72%        | 1.72%         | 98.28%        |
|   | \$0.00                     | \$0.00                             | \$51.53                     | \$51.53                            |                     | \$2,948.47                |              |               |               |
| 1000- 01002007 FUELS, OIL, & LUBRICANTS                       | \$0.00                     | \$0.00                             | \$98.40                     | \$389.59                           | \$5,000.00          | \$4,610.41                | 1.97%        | 7.79%         | 92.21%        |
|   | \$0.00                     | \$0.00                             | \$98.40                     | \$389.59                           |                     | \$4,610.41                |              |               |               |
| 1000- 01002024 MAINTENANCE & SERVICE CONTRACTS                | \$0.00                     | \$0.00                             | \$0.00                      | \$0.00                             | \$500.00            | \$500.00                  | 0.00%        | 0.00%         | 100.00%       |
|   | \$0.00                     | \$0.00                             | \$0.00                      | \$0.00                             |                     | \$500.00                  |              |               |               |
| 1000- 01002029 SMALL TOOLS(LESS THAN CAPITALIZATI             | \$0.00                     | \$0.00                             | \$0.00                      | \$0.00                             | \$10.00             | \$10.00                   | 0.00%        | 0.00%         | 100.00%       |
|   | \$0.00                     | \$0.00                             | \$0.00                      | \$0.00                             |                     | \$10.00                   |              |               |               |
| <b>100 1002000 1002999 Group Totals SUPPLIES</b>              | <b>\$0.00</b>              | <b>\$0.00</b>                      | <b>\$273.79</b>             | <b>\$691.85</b>                    | <b>\$11,010.00</b>  | <b>\$10,318.15</b>        | <b>2.49%</b> | <b>6.28%</b>  | <b>93.72%</b> |
|   | <b>\$0.00</b>              | <b>\$0.00</b>                      | <b>\$273.79</b>             | <b>\$691.85</b>                    |                     | <b>\$10,318.15</b>        |              |               |               |
| <b>Group 01003000 - 01003999 OTHER SERVICES &amp; CHARGES</b> |                            |                                    |                             |                                    |                     |                           |              |               |               |
| 1000- 01003001 ACCOUNTING & AUDITING ( FED OMB)               | \$0.00                     | \$0.00                             | \$0.00                      | \$0.00                             | \$10.00             | \$10.00                   | 0.00%        | 0.00%         | 100.00%       |
|   | \$0.00                     | \$0.00                             | \$0.00                      | \$0.00                             |                     | \$10.00                   |              |               |               |
| 1000- 01003005 SPECIAL LEGAL                                  | \$0.00                     | \$0.00                             | \$1,375.00                  | \$1,635.00                         | \$9,000.00          | \$7,365.00                | 15.28%       | 18.17%        | 81.83%        |
|   | \$0.00                     | \$0.00                             | \$1,375.00                  | \$1,635.00                         |                     | \$7,365.00                |              |               |               |
| 1000- 01003009 OTHER PROFESSIONAL SERVICES                    | \$0.00                     | \$0.00                             | \$5,962.50                  | \$12,956.25                        | \$60,000.00         | \$47,043.75               | 9.94%        | 21.59%        | 78.41%        |
|   | \$0.00                     | \$0.00                             | \$5,962.50                  | \$12,956.25                        |                     | \$47,043.75               |              |               |               |
| 1000- 01003020 TELEPHONE-PAGER-DSL-CABLE-ISP-TOV              | \$0.00                     | \$0.00                             | \$24.08                     | \$61.34                            | \$1,400.00          | \$1,338.66                | 1.72%        | 4.38%         | 95.62%        |
|   | \$0.00                     | \$0.00                             | \$24.08                     | \$61.34                            |                     | \$1,338.66                |              |               |               |
| 1000- 01003021 POSTAGE  | \$0.00                     | \$0.00                             | \$9.79                      | \$9.79                             | \$800.00            | \$790.21                  | 1.22%        | 1.22%         | 98.78%        |
|   | \$0.00                     | \$0.00                             | \$9.79                      | \$9.79                             |                     | \$790.21                  |              |               |               |

Month 3  
 Date Range 3/1/2026 - 3/31/2026  
 Fund Range 1000 - 6400  
 Dept Range 0001 - 9999 Item Range 0001 - 9999

### CRAIGHEAD COUNTY BUDGET DETAIL REPORT

4/3/2026 12:16:05 PM

Page 2

Pg Brk Dept N Only W/Budget Amt N Show Act Balance N  
 No % N Only W/Balances N No Adj Expenditures N  
 No Shade N Only W/Transactions N No Adj Budget Y

| Description   | Transfers<br>Appropriation | YTD Transfers<br>YTD Appropriation | Expenditures<br>Adj Expend. | YTD Expenditures<br>Adj YTD Expend | Original Budget     | Balance<br>Actual Balance | %<br>Used    | YTD %<br>Used | %<br>Left      |
|---|----------------------------|------------------------------------|-----------------------------|------------------------------------|---------------------|---------------------------|--------------|---------------|----------------|
| <b>Fund 1000 COUNTY GENERAL</b>                               |                            |                                    | <b>Department</b>           | <b>0100</b>                        | <b>COUNTY JUDGE</b> |                           |              |               |                |
| <b>Group 01003000 - 01003999 OTHER SERVICES &amp; CHARGES</b> |                            |                                    |                             |                                    |                     |                           |              |               |                |
| 1000- 01003022  | \$0.00                     | \$0.00                             | \$146.34                    | \$551.84                           | \$1,500.00          | \$948.16                  |              |               |                |
| CELL PHONES & PAGERS  | \$0.00                     | \$0.00                             | \$146.34                    | \$551.84                           |                     | \$948.16                  | 9.76%        | 36.79%        | 63.21%         |
| 1000- 01003023  | \$0.00                     | \$0.00                             | \$0.00                      | \$0.00                             | \$10.00             | \$10.00                   |              |               |                |
| INTERNET CONNECTION   | \$0.00                     | \$0.00                             | \$0.00                      | \$0.00                             |                     | \$10.00                   | 0.00%        | 0.00%         | 100.00%        |
| 1000- 01003030  | \$0.00                     | \$0.00                             | \$0.00                      | \$134.16                           | \$1,500.00          | \$1,365.84                |              |               |                |
| TRAVEL  | \$0.00                     | \$0.00                             | \$0.00                      | \$134.16                           |                     | \$1,365.84                | 0.00%        | 8.94%         | 91.06%         |
| 1000- 01003040  | \$0.00                     | \$0.00                             | \$390.00                    | \$757.90                           | \$6,200.00          | \$5,442.10                |              |               |                |
| ADVERTISING & PUBLICATIONS                                    | \$0.00                     | \$0.00                             | \$390.00                    | \$757.90                           |                     | \$5,442.10                | 6.29%        | 12.22%        | 87.78%         |
| 1000- 01003052  | \$0.00                     | \$0.00                             | \$0.00                      | \$8,555.29                         | \$8,555.29          | \$0.00                    |              |               |                |
| FIRE & EXTENDED COVERAGE                                      | \$0.00                     | \$0.00                             | \$0.00                      | \$8,555.29                         |                     | \$0.00                    | 0.00%        | 100.00%       | 0.00%          |
| 1000- 01003053  | \$0.00                     | \$0.00                             | \$0.00                      | \$638.00                           | \$638.00            | \$0.00                    |              |               |                |
| FLEET LIABILITY   | \$0.00                     | \$0.00                             | \$0.00                      | \$638.00                           |                     | \$0.00                    | 0.00%        | 100.00%       | 0.00%          |
| 1000- 01003055  | \$0.00                     | \$0.00                             | \$0.00                      | \$1,312.47                         | \$1,312.47          | \$0.00                    |              |               |                |
| GENERAL LIABILITY E.O.  | \$0.00                     | \$0.00                             | \$0.00                      | \$1,312.47                         |                     | \$0.00                    | 0.00%        | 100.00%       | 0.00%          |
| 1000- 01003060  | \$0.00                     | \$0.00                             | \$386.72                    | \$826.14                           | \$7,000.00          | \$6,173.86                |              |               |                |
| UTILITIES - ELECTRICITY                                       | \$0.00                     | \$0.00                             | \$386.72                    | \$826.14                           |                     | \$6,173.86                | 5.52%        | 11.80%        | 88.20%         |
| 1000- 01003061  | \$0.00                     | \$0.00                             | \$43.97                     | \$199.09                           | \$500.00            | \$300.91                  |              |               |                |
| UTILITIES - GAS   | \$0.00                     | \$0.00                             | \$43.97                     | \$199.09                           |                     | \$300.91                  | 8.79%        | 39.82%        | 60.18%         |
| 1000- 01003073  | \$0.00                     | \$0.00                             | \$313.38                    | \$791.95                           | \$3,500.00          | \$2,708.05                |              |               |                |
| LEASE MACHINERY & EQUIP(INCL COPY                             | \$0.00                     | \$0.00                             | \$313.38                    | \$791.95                           |                     | \$2,708.05                | 8.95%        | 22.63%        | 77.37%         |
| 1000- 01003090  | \$0.00                     | \$0.00                             | \$315.26                    | \$1,957.01                         | \$1,200.00          | -\$757.01                 |              |               |                |
| DUES, MEMBERSHIP, SUB   | \$0.00                     | \$0.00                             | \$315.26                    | \$1,957.01                         |                     | -\$757.01                 | 26.27%       | 0.00%         | 0.00%          |
| 1000- 01003094  | \$0.00                     | \$0.00                             | \$248.32                    | \$248.32                           | \$2,000.00          | \$1,751.68                |              |               |                |
| MEALS & LODGING   | \$0.00                     | \$0.00                             | \$248.32                    | \$248.32                           |                     | \$1,751.68                | 12.42%       | 12.42%        | 87.58%         |
| 1000- 01003100  | \$0.00                     | \$0.00                             | \$0.00                      | \$0.00                             | \$1,000.00          | \$1,000.00                |              |               |                |
| OTHER MISCELLANEOUS   | \$0.00                     | \$0.00                             | \$0.00                      | \$0.00                             |                     | \$1,000.00                | 0.00%        | 0.00%         | 100.00%        |
| 1000- 01003101  | \$0.00                     | \$0.00                             | \$25.00                     | \$175.00                           | \$2,500.00          | \$2,325.00                |              |               |                |
| TRAINING & EDUCATION  | \$0.00                     | \$0.00                             | \$25.00                     | \$175.00                           |                     | \$2,325.00                | 1.00%        | 7.00%         | 93.00%         |
| 1000- 01003102  | \$0.00                     | \$0.00                             | \$137.67                    | \$137.67                           | \$1,575.32          | \$1,437.65                |              |               |                |
| COMP SOFTWARE, SUPPORT / MAINT/RE                             | \$0.00                     | \$0.00                             | \$137.67                    | \$137.67                           |                     | \$1,437.65                | 8.74%        | 8.74%         | 91.26%         |
| <b>100 1003000 1003999 Group Totals</b>                       | <b>\$0.00</b>              | <b>\$0.00</b>                      | <b>\$9,378.03</b>           | <b>\$30,947.22</b>                 | <b>\$110,201.08</b> | <b>\$79,253.86</b>        |              |               |                |
| <b>OTHER SERVICES &amp; CHARGES</b>                           | <b>\$0.00</b>              | <b>\$0.00</b>                      | <b>\$9,378.03</b>           | <b>\$30,947.22</b>                 |                     | <b>\$79,253.86</b>        | <b>8.51%</b> | <b>28.08%</b> | <b>71.92%</b>  |
| <b>Group 01004000 - 01004999 CAPITAL OUTLAY</b>               |                            |                                    |                             |                                    |                     |                           |              |               |                |
| 1000- 01004004  | \$0.00                     | \$0.00                             | \$0.00                      | \$0.00                             | \$10.00             | \$10.00                   |              |               |                |
| MACHINERY AND EQUIPMENT                                       | \$0.00                     | \$0.00                             | \$0.00                      | \$0.00                             |                     | \$10.00                   | 0.00%        | 0.00%         | 100.00%        |
| <b>100 1004000 1004999 Group Totals</b>                       | <b>\$0.00</b>              | <b>\$0.00</b>                      | <b>\$0.00</b>               | <b>\$0.00</b>                      | <b>\$10.00</b>      | <b>\$10.00</b>            |              |               |                |
| <b>CAPITAL OUTLAY</b>   | <b>\$0.00</b>              | <b>\$0.00</b>                      | <b>\$0.00</b>               | <b>\$0.00</b>                      |                     | <b>\$10.00</b>            | <b>0.00%</b> | <b>0.00%</b>  | <b>100.00%</b> |
| <b>1000 0100 Department Totals</b>                            | <b>-\$2,133.94</b>         | <b>-\$7,304.08</b>                 | <b>\$40,546.45</b>          | <b>\$130,298.36</b>                | <b>\$589,961.38</b> | <b>\$452,358.94</b>       |              |               |                |
| <b>COUNTY JUDGE</b>   | <b>\$0.00</b>              | <b>\$0.00</b>                      | <b>\$42,680.39</b>          | <b>\$137,602.44</b>                |                     | <b>\$452,358.94</b>       | <b>7.23%</b> | <b>23.32%</b> | <b>76.68%</b>  |

Month 3  
 Date Range 3/1/2026 - 3/31/2026  
 Fund Range 1000 - 6400  
 Dept Range 0001 - 9999 Item Range 0001 - 9999

### CRAIGHEAD COUNTY BUDGET DETAIL REPORT

4/3/2026 12:16:05 PM

Page 3

Pg Brk Dept N Only W/Budget Amt N Show Act Balance N  
 No % N Only W/Balances N No Adj Expenditures N  
 No Shade N Only W/Transactions N No Adj Budget Y

| Description   | Transfers<br>Appropriation | YTD Transfers<br>YTD Appropriation | Expenditures<br>Adj Expend. | YTD Expenditures<br>Adj YTD Expend | Original Budget     | Balance<br>Actual Balance | %<br>Used     | YTD %<br>Used | %<br>Left     |
|---|----------------------------|------------------------------------|-----------------------------|------------------------------------|---------------------|---------------------------|---------------|---------------|---------------|
| <b>Fund 1000 COUNTY GENERAL</b>                               |                            |                                    |                             |                                    |                     |                           |               |               |               |
| <b>Group 01010100 - 01011999 PERSONAL SERVICES</b>            |                            |                                    |                             |                                    |                     |                           |               |               |               |
| 1000- 01011001 SALARIES                                       | \$0.00                     | -\$783.92                          | \$32,771.29                 | \$108,845.40                       | \$482,459.30        | \$372,829.98              | 6.79%         | 22.72%        | 77.28%        |
| 1000- 01011002 DEPUTY CLERK ( PTP ( LESS THAN 80 HF           | \$0.00                     | \$0.00                             | \$1,270.83                  | \$6,263.76                         | \$25,000.00         | \$18,736.24               | 5.08%         | 25.06%        | 74.94%        |
| 1000- 01011003 EXTRA HELP (EARLY VOTE WORKERS)(P              | \$0.00                     | \$0.00                             | \$2,423.03                  | \$12,605.19                        | \$30,000.00         | \$17,394.81               | 8.08%         | 42.02%        | 57.98%        |
| 1000- 01011005 OVERTIME & OTHER COMP(INCL HOLIDAY             | \$0.00                     | \$0.00                             | \$43.68                     | \$81.18                            | \$6,000.00          | \$5,918.82                | 0.73%         | 1.35%         | 98.65%        |
| 1000- 01011006 SOCIAL SECURITY MATCH                          | \$0.00                     | \$0.00                             | \$5,254.81                  | \$10,278.21                        | \$41,115.64         | \$30,837.43               | 12.78%        | 25.00%        | 75.00%        |
| 1000- 01011007 RETIREMENT MATCH                               | \$0.00                     | \$0.00                             | \$8,918.51                  | \$19,744.80                        | \$82,338.77         | \$62,593.97               | 10.83%        | 23.98%        | 76.02%        |
| 1000- 01011009 HEALTH INSURANCE MATCH                         | -\$4,456.58                | -\$11,752.62                       | \$0.00                      | \$0.00                             | \$62,609.88         | \$50,857.26               | 7.12%         | 18.77%        | 81.23%        |
| 1000- 01011010 WORKMEN'S COMPENSATION                         | \$0.00                     | \$0.00                             | \$0.00                      | \$723.43                           | \$723.43            | \$0.00                    | 0.00%         | 100.00%       | 0.00%         |
| 1000- 01011011 UNEMPLOYMENT COMPENSATION                      | \$0.00                     | \$0.00                             | \$0.00                      | \$0.00                             | \$2,016.00          | \$2,016.00                | 0.00%         | 0.00%         | 100.00%       |
| 1000- 01011012 OTHER FRINGE BENEFITS(INCL HLTH INSURANCE)     | \$0.00                     | \$0.00                             | \$0.00                      | \$0.00                             | \$350.00            | \$350.00                  | 0.00%         | 0.00%         | 100.00%       |
| 1000- 01011016 LIFE INSURANCE                                 | \$0.00                     | \$0.00                             | \$29.54                     | \$43.20                            | \$100.00            | \$56.80                   | 29.54%        | 43.20%        | 56.80%        |
| 1000- 01011017 VACATION-PERSONAL TIME BUYBACK                 | \$0.00                     | \$0.00                             | \$0.00                      | \$0.00                             | \$100.00            | \$100.00                  | 0.00%         | 0.00%         | 100.00%       |
| 1000- 01011018 HEALTH INSURANCE REIMBURSEMENT                 | \$0.00                     | \$0.00                             | \$0.00                      | \$0.00                             | \$400.00            | \$400.00                  | 0.00%         | 0.00%         | 100.00%       |
| <b>101 1010100 1011999 Group Totals PERSONAL SERVICES</b>     | <b>-\$4,456.58</b>         | <b>-\$12,536.54</b>                | <b>\$50,711.69</b>          | <b>\$158,585.17</b>                | <b>\$733,213.02</b> | <b>\$562,091.31</b>       | <b>7.52%</b>  | <b>23.34%</b> | <b>76.66%</b> |
| <b>Group 01012000 - 01012999 SUPPLIES</b>                     |                            |                                    |                             |                                    |                     |                           |               |               |               |
| 1000- 01012001 GENERAL SUPPLIES (CONSUMED OR AL               | \$0.00                     | \$0.00                             | \$1,554.17                  | \$1,554.17                         | \$4,000.00          | \$2,445.83                | 38.85%        | 38.85%        | 61.15%        |
| 1000- 01012002 SMALL EQUIPMENT                                | \$0.00                     | \$0.00                             | \$0.00                      | \$0.00                             | \$4,500.00          | \$4,500.00                | 0.00%         | 0.00%         | 100.00%       |
| 1000- 01012029 SMALL TOOLS (LESS THAN CAPITALIZAT             | \$0.00                     | \$0.00                             | \$0.00                      | \$0.00                             | \$10.00             | \$10.00                   | 0.00%         | 0.00%         | 100.00%       |
| <b>101 1012000 1012999 Group Totals SUPPLIES</b>              | <b>\$0.00</b>              | <b>\$0.00</b>                      | <b>\$1,554.17</b>           | <b>\$1,554.17</b>                  | <b>\$8,510.00</b>   | <b>\$6,955.83</b>         | <b>18.26%</b> | <b>18.26%</b> | <b>81.74%</b> |
| <b>Group 01013000 - 01013999 OTHER SERVICES &amp; CHARGES</b> |                            |                                    |                             |                                    |                     |                           |               |               |               |
| 1000- 01013001 ACCOUNTING & AUDITING                          | \$0.00                     | \$0.00                             | \$0.00                      | \$0.00                             | \$10.00             | \$10.00                   | 0.00%         | 0.00%         | 100.00%       |
| 1000- 01013002 MANAGEMENT CONSULTING                          | \$0.00                     | \$0.00                             | \$0.00                      | \$0.00                             | \$100.00            | \$100.00                  | 0.00%         | 0.00%         | 100.00%       |
| 1000- 01013005 SPECIAL LEGAL                                  | \$0.00                     | \$0.00                             | \$125.00                    | \$125.00                           | \$1,000.00          | \$875.00                  | 12.50%        | 12.50%        | 87.50%        |
| 1000- 01013009 OTHER PROFESSIONAL SERVICES(COMI               | \$0.00                     | \$0.00                             | \$0.00                      | \$0.00                             | \$3,000.00          | \$3,000.00                | 0.00%         | 0.00%         | 100.00%       |

Month 3  
 Date Range 3/1/2026 - 3/31/2026  
 Fund Range 1000 - 6400  
 Dept Range 0001 - 9999

### CRAIGHEAD COUNTY BUDGET DETAIL REPORT

4/3/2026 12:16:05 PM

Page 4

Pg Brk Dept N Only W/Budget Amt N Show Act Balance N  
 No % N Only W/Balances N No Adj Expenditures N  
 No Shade N Only W/Transactions N No Adj Budget Y

| Description  | Transfers<br>Appropriation | YTD Transfers<br>YTD Appropriation | Expenditures<br>Adj Expend. | YTD Expenditures<br>Adj YTD Expend | Original Budget     | Balance<br>Actual Balance | %<br>Used    | YTD %<br>Used | %<br>Left      |
|--|----------------------------|------------------------------------|-----------------------------|------------------------------------|---------------------|---------------------------|--------------|---------------|----------------|
| <b>Fund 1000 COUNTY GENERAL</b>                                      |                            |                                    | <b>Department</b>           | <b>0101</b>                        | <b>COUNTY CLERK</b> |                           |              |               |                |
| <b>Group 01013000 - 01013999 OTHER SERVICES &amp; CHARGES</b>        |                            |                                    |                             |                                    |                     |                           |              |               |                |
| 1000- 01013020 TELEPHONE-PAGER-DSL-CABLE-ISP-TOV                     | \$0.00                     | \$0.00                             | \$40.28                     | \$114.80                           | \$2,200.00          | \$2,085.20                | 1.83%        | 5.22%         | 94.78%         |
| 1000- 01013021 POSTAGE   | \$0.00                     | \$0.00                             | \$0.00                      | \$11,021.28                        | \$28,500.00         | \$17,478.72               | 0.00%        | 38.67%        | 61.33%         |
| 1000- 01013022 CELL PHONES & PAGERS                                  | \$0.00                     | \$0.00                             | \$0.00                      | \$0.00                             | \$10.00             | \$10.00                   | 0.00%        | 0.00%         | 100.00%        |
| 1000- 01013023 INTERNET CONNECTION                                   | \$0.00                     | \$0.00                             | \$0.00                      | \$0.00                             | \$10.00             | \$10.00                   | 0.00%        | 0.00%         | 100.00%        |
| 1000- 01013030 TRAVEL  | \$0.00                     | \$0.00                             | \$0.00                      | \$0.00                             | \$10.00             | \$10.00                   | 0.00%        | 0.00%         | 100.00%        |
| 1000- 01013040 ADVERTISING & PUBLICATION                             | \$420.00                   | \$420.00                           | \$1,561.40                  | \$1,561.40                         | \$15,000.00         | \$13,858.60               | 7.61%        | 7.61%         | 92.39%         |
| 1000- 01013052 FIRE AND EXTENDED COVERAGE                            | \$0.00                     | \$0.00                             | \$0.00                      | \$3,949.24                         | \$3,949.24          | \$0.00                    | 0.00%        | 100.00%       | 0.00%          |
| 1000- 01013055 GENERAL LIABILITY E.O.                                | \$0.00                     | \$0.00                             | \$0.00                      | \$2,099.95                         | \$2,099.95          | \$0.00                    | 0.00%        | 100.00%       | 0.00%          |
| 1000- 01013060 UTILITIES - ELECTRICITY                               | \$0.00                     | \$0.00                             | \$257.69                    | \$642.39                           | \$4,200.00          | \$3,557.61                | 6.14%        | 15.30%        | 84.70%         |
| 1000- 01013061 UTILITIES - GAS                                       | \$0.00                     | \$0.00                             | \$170.47                    | \$475.94                           | \$1,000.00          | \$524.06                  | 17.05%       | 47.59%        | 52.41%         |
| 1000- 01013073 LEASE MACHINERY & EQUIP(INCL COPY)                    | \$0.00                     | \$0.00                             | \$0.00                      | \$0.00                             | \$10.00             | \$10.00                   | 0.00%        | 0.00%         | 100.00%        |
| 1000- 01013090 DUES, MEMBERSHIPS, SUB                                | \$0.00                     | \$0.00                             | \$0.00                      | \$550.00                           | \$2,000.00          | \$1,450.00                | 0.00%        | 27.50%        | 72.50%         |
| 1000- 01013094 MEALS & LODGING                                       | \$0.00                     | \$0.00                             | \$0.00                      | \$0.00                             | \$10.00             | \$10.00                   | 0.00%        | 0.00%         | 100.00%        |
| 1000- 01013100 OTHER MISCELLANEOUS                                   | \$0.00                     | \$0.00                             | \$0.00                      | \$0.00                             | \$10.00             | \$10.00                   | 0.00%        | 0.00%         | 100.00%        |
| 1000- 01013101 TRAINING  | \$0.00                     | \$0.00                             | \$0.00                      | \$0.00                             | \$10.00             | \$10.00                   | 0.00%        | 0.00%         | 100.00%        |
| 1000- 01013102 COMP SOFTWARESUPPORT/MAINT/REC                        | \$0.00                     | \$0.00                             | \$122.70                    | \$3,122.70                         | \$9,294.47          | \$6,171.77                | 1.32%        | 33.60%        | 66.40%         |
| <b>101 1013000 1013999 Group Totals OTHER SERVICES &amp; CHARGES</b> | <b>\$420.00</b>            | <b>\$420.00</b>                    | <b>\$2,277.54</b>           | <b>\$23,662.70</b>                 | <b>\$72,423.66</b>  | <b>\$49,180.96</b>        | <b>2.56%</b> | <b>32.09%</b> | <b>67.91%</b>  |
| <b>Group 01014000 - 01014999 CAPITAL OUTLAY</b>                      |                            |                                    |                             |                                    |                     |                           |              |               |                |
| 1000- 01014004 MACHINERY AND EQUIPMENT                               | \$0.00                     | \$0.00                             | \$0.00                      | \$0.00                             | \$10.00             | \$10.00                   | 0.00%        | 0.00%         | 100.00%        |
| <b>101 1014000 1014999 Group Totals CAPITAL OUTLAY</b>               | <b>\$0.00</b>              | <b>\$0.00</b>                      | <b>\$0.00</b>               | <b>\$0.00</b>                      | <b>\$10.00</b>      | <b>\$10.00</b>            | <b>0.00%</b> | <b>0.00%</b>  | <b>100.00%</b> |
| <b>1000 0101 Department Totals</b>                                   | <b>-\$4,036.58</b>         | <b>-\$12,116.54</b>                | <b>\$54,543.40</b>          | <b>\$183,802.04</b>                | <b>\$814,156.68</b> | <b>\$618,238.10</b>       | <b>7.20%</b> | <b>24.06%</b> | <b>75.94%</b>  |
| <b>COUNTY CLERK</b>  | <b>\$0.00</b>              | <b>\$0.00</b>                      | <b>\$58,579.98</b>          | <b>\$195,918.58</b>                |                     | <b>\$618,238.10</b>       | <b>7.20%</b> | <b>24.06%</b> | <b>75.94%</b>  |

Month 3  
 Date Range 3/1/2026 - 3/31/2026  
 Fund Range 1000 - 6400  
 Dept Range 0001 - 9999 Item Range 0001 - 9999

**CRAIGHEAD COUNTY BUDGET DETAIL REPORT**

4/3/2026 12:16:05 PM

Page 5

Pg Brk Dept N Only W/Budget Amt N Show Act Balance N  
 No % N Only W/Balances N No Adj Expenditures N  
 No Shade N Only W/Transactions N No Adj Budget Y

| Description  | Transfers<br>Appropriation | YTD Transfers<br>YTD Appropriation | Expenditures<br>Adj Expend. | YTD Expenditures<br>Adj YTD Expend | Original Budget      | Balance<br>Actual Balance | %<br>Used    | YTD %<br>Used | %<br>Left     |
|--|----------------------------|------------------------------------|-----------------------------|------------------------------------|----------------------|---------------------------|--------------|---------------|---------------|
| <b>Fund 1000 COUNTY GENERAL</b>                    |                            |                                    | <b>Department</b>           | <b>0102</b>                        | <b>CIRCUIT CLERK</b> |                           |              |               |               |
| <b>Group 01020100 - 01021999 PERSONAL SERVICES</b> |                            |                                    |                             |                                    |                      |                           |              |               |               |
| 1000- 01021001 SALARIES, FULL-TIME                 | -\$391.96                  | -\$22,034.00                       | \$18,891.65                 | \$48,311.00                        | \$294,782.26         | \$224,437.26              |              |               |               |
|  | \$0.00                     | \$0.00                             | \$19,283.61                 | \$70,345.00                        |                      | \$224,437.26              | 6.54%        | 23.86%        | 76.14%        |
| 1000- 01021006 SOCIAL SECURITY MATCHING            | \$0.00                     | -\$1,578.38                        | \$2,367.57                  | \$3,945.95                         | \$22,550.84          | \$17,026.51               |              |               |               |
|  | \$0.00                     | \$0.00                             | \$2,367.57                  | \$5,524.33                         |                      | \$17,026.51               | 10.50%       | 24.50%        | 75.50%        |
| 1000- 01021007 RETIREMENT MATCHING                 | \$0.00                     | -\$3,602.32                        | \$5,403.48                  | \$9,005.80                         | \$45,160.64          | \$32,552.52               |              |               |               |
|  | \$0.00                     | \$0.00                             | \$5,403.48                  | \$12,608.12                        |                      | \$32,552.52               | 11.96%       | 27.92%        | 72.08%        |
| 1000- 01021009 HEALTH INSURANCE MATCHING           | -\$2,714.60                | -\$8,143.80                        | \$0.00                      | \$0.00                             | \$30,231.91          | \$22,088.11               |              |               |               |
|  | \$0.00                     | \$0.00                             | \$2,714.60                  | \$8,143.80                         |                      | \$22,088.11               | 8.98%        | 26.94%        | 73.06%        |
| 1000- 01021010 WORKMEN'S COMPENSATION              | \$0.00                     | \$0.00                             | \$0.00                      | \$483.69                           | \$483.69             | \$0.00                    |              |               |               |
|  | \$0.00                     | \$0.00                             | \$0.00                      | \$483.69                           |                      | \$0.00                    | 0.00%        | 100.00%       | 0.00%         |
| 1000- 01021011 UNEMPLOYMENT COMPENSATION           | \$0.00                     | \$0.00                             | \$0.00                      | \$0.00                             | \$864.00             | \$864.00                  |              |               |               |
|  | \$0.00                     | \$0.00                             | \$0.00                      | \$0.00                             |                      | \$864.00                  | 0.00%        | 0.00%         | 100.00%       |
| 1000- 01021012 OTHER FRINGE BENEFITS               | \$0.00                     | \$0.00                             | \$0.00                      | \$0.00                             | \$200.00             | \$200.00                  |              |               |               |
|  | \$0.00                     | \$0.00                             | \$0.00                      | \$0.00                             |                      | \$200.00                  | 0.00%        | 0.00%         | 100.00%       |
| 1000- 01021016 LIFE INSURANCE                      | \$0.00                     | \$0.00                             | \$16.99                     | \$25.87                            | \$100.00             | \$74.13                   |              |               |               |
|  | \$0.00                     | \$0.00                             | \$16.99                     | \$25.87                            |                      | \$74.13                   | 16.99%       | 25.87%        | 74.13%        |
| 1000- 01021017 VACATION-PERSONAL TIME BUYBACK      | \$0.00                     | \$0.00                             | \$0.00                      | \$0.00                             | \$3,000.00           | \$3,000.00                |              |               |               |
|  | \$0.00                     | \$0.00                             | \$0.00                      | \$0.00                             |                      | \$3,000.00                | 0.00%        | 0.00%         | 100.00%       |
| 1000- 01021018 HEALTH INSURANCE REIMBURSEMENT      | \$0.00                     | \$0.00                             | \$0.00                      | \$0.00                             | \$100.00             | \$100.00                  |              |               |               |
|  | \$0.00                     | \$0.00                             | \$0.00                      | \$0.00                             |                      | \$100.00                  | 0.00%        | 0.00%         | 100.00%       |
| <b>102 1020100 1021999 Group Totals</b>            | <b>-\$3,106.56</b>         | <b>-\$35,358.50</b>                | <b>\$26,679.69</b>          | <b>\$61,772.31</b>                 | <b>\$397,473.34</b>  | <b>\$300,342.53</b>       |              |               |               |
| <b>PERSONAL SERVICES</b>                           | <b>\$0.00</b>              | <b>\$0.00</b>                      | <b>\$29,786.25</b>          | <b>\$97,130.81</b>                 |                      | <b>\$300,342.53</b>       | <b>7.49%</b> | <b>24.44%</b> | <b>75.56%</b> |
| <b>1000 0102 Department Totals</b>                 | <b>-\$3,106.56</b>         | <b>-\$35,358.50</b>                | <b>\$26,679.69</b>          | <b>\$61,772.31</b>                 | <b>\$397,473.34</b>  | <b>\$300,342.53</b>       |              |               |               |
| <b>CIRCUIT CLERK</b>                               | <b>\$0.00</b>              | <b>\$0.00</b>                      | <b>\$29,786.25</b>          | <b>\$97,130.81</b>                 |                      | <b>\$300,342.53</b>       | <b>7.49%</b> | <b>24.44%</b> | <b>75.56%</b> |

Month 3  
 Date Range 3/1/2026 - 3/31/2026  
 Fund Range 1000 - 6400  
 Dept Range 0001 - 9999

**CRAIGHEAD COUNTY BUDGET DETAIL REPORT**

4/3/2026 12:16:05 PM

Page 6

Pg Brk Dept N Only W/Budget Amt N Show Act Balance N  
 No % N Only W/Balances N No Adj Expenditures N  
 No Shade N Only W/Transactions N No Adj Budget Y

| Description   | Transfers<br>Appropriation | YTD Transfers<br>YTD Appropriation | Expenditures<br>Adj Expend. | YTD Expenditures<br>Adj YTD Expend | Original Budget         | Balance<br>Actual Balance | %<br>Used    | YTD %<br>Used | %<br>Left     |
|---|----------------------------|------------------------------------|-----------------------------|------------------------------------|-------------------------|---------------------------|--------------|---------------|---------------|
| <b>Fund 1000 COUNTY GENERAL</b>                               |                            |                                    | <b>Department</b>           | <b>0103</b>                        | <b>COUNTY TREASURER</b> |                           |              |               |               |
| <b>Group 01030100 - 01031999 PERSONAL SERVICES</b>            |                            |                                    |                             |                                    |                         |                           |              |               |               |
| 1000- 01031001 SALARIES                                       | -\$748.74                  | -\$2,246.22                        | \$9,736.86                  | \$36,050.97                        | \$163,305.00            | \$125,007.81              |              |               |               |
|   | \$0.00                     | \$0.00                             | \$10,485.60                 | \$38,297.19                        |                         | \$125,007.81              | 6.42%        | 23.45%        | 76.55%        |
| 1000- 01031006 SOCIAL SECURITY MATCH                          | \$0.00                     | \$0.00                             | \$1,179.63                  | \$2,754.21                         | \$12,492.83             | \$9,738.62                |              |               |               |
|   | \$0.00                     | \$0.00                             | \$1,179.63                  | \$2,754.21                         |                         | \$9,738.62                | 9.44%        | 22.05%        | 77.95%        |
| 1000- 01031007 RETIREMENT MATCH                               | \$0.00                     | \$0.00                             | \$2,794.74                  | \$6,524.53                         | \$25,018.33             | \$18,493.80               |              |               |               |
|   | \$0.00                     | \$0.00                             | \$2,794.74                  | \$6,524.53                         |                         | \$18,493.80               | 11.17%       | 26.08%        | 73.92%        |
| 1000- 01031009 HEALTH INSURANCE MATCH                         | -\$1,910.06                | -\$5,730.18                        | \$0.00                      | \$0.00                             | \$18,429.94             | \$12,699.76               |              |               |               |
|   | \$0.00                     | \$0.00                             | \$1,910.06                  | \$5,730.18                         |                         | \$12,699.76               | 10.36%       | 31.09%        | 68.91%        |
| 1000- 01031010 WORKMEN'S COMPENSATION                         | \$0.00                     | \$0.00                             | \$0.00                      | \$210.26                           | \$210.26                | \$0.00                    |              |               |               |
|   | \$0.00                     | \$0.00                             | \$0.00                      | \$210.26                           |                         | \$0.00                    | 0.00%        | 100.00%       | 0.00%         |
| 1000- 01031011 UNEMPLOYMENT COMPENSATION                      | \$0.00                     | \$0.00                             | \$0.00                      | \$0.00                             | \$576.00                | \$576.00                  |              |               |               |
|   | \$0.00                     | \$0.00                             | \$0.00                      | \$0.00                             |                         | \$576.00                  | 0.00%        | 0.00%         | 100.00%       |
| 1000- 01031012 OTHER FRINGE BENEFITS(INCL HLTH IN             | \$0.00                     | \$0.00                             | \$50.00                     | \$50.00                            | \$100.00                | \$50.00                   |              |               |               |
|   | \$0.00                     | \$0.00                             | \$50.00                     | \$50.00                            |                         | \$50.00                   | 50.00%       | 50.00%        | 50.00%        |
| 1000- 01031016 LIFE INSURANCE                                 | \$0.00                     | \$0.00                             | \$8.88                      | \$13.32                            | \$100.00                | \$86.68                   |              |               |               |
|   | \$0.00                     | \$0.00                             | \$8.88                      | \$13.32                            |                         | \$86.68                   | 8.88%        | 13.32%        | 86.68%        |
| 1000- 01031017 VACATION-PERSONAL TIME BUYBACK                 | \$0.00                     | \$0.00                             | \$0.00                      | \$0.00                             | \$10.00                 | \$10.00                   |              |               |               |
|   | \$0.00                     | \$0.00                             | \$0.00                      | \$0.00                             |                         | \$10.00                   | 0.00%        | 0.00%         | 100.00%       |
| 1000- 01031018 HEALTH INSURANCE REIMBURSEMENT                 | \$0.00                     | \$0.00                             | \$0.00                      | \$0.00                             | \$100.00                | \$100.00                  |              |               |               |
|   | \$0.00                     | \$0.00                             | \$0.00                      | \$0.00                             |                         | \$100.00                  | 0.00%        | 0.00%         | 100.00%       |
| <b>103 1030100 1031999 Group Totals PERSONAL SERVICES</b>     | <b>-\$2,658.80</b>         | <b>-\$7,976.40</b>                 | <b>\$13,770.11</b>          | <b>\$45,603.29</b>                 | <b>\$220,342.36</b>     | <b>\$166,762.67</b>       |              |               |               |
|   | <b>\$0.00</b>              | <b>\$0.00</b>                      | <b>\$16,428.91</b>          | <b>\$53,579.69</b>                 |                         | <b>\$166,762.67</b>       | <b>7.46%</b> | <b>24.32%</b> | <b>75.68%</b> |
| <b>Group 01032000 - 01032999 SUPPLIES</b>                     |                            |                                    |                             |                                    |                         |                           |              |               |               |
| 1000- 01032001 GENERAL OFFICE SUPPLIES                        | \$0.00                     | \$0.00                             | \$0.00                      | \$142.94                           | \$4,000.00              | \$3,857.06                |              |               |               |
|   | \$0.00                     | \$0.00                             | \$0.00                      | \$142.94                           |                         | \$3,857.06                | 0.00%        | 3.57%         | 96.43%        |
| 1000- 01032002 SMALL EQUIPMENT                                | \$0.00                     | \$0.00                             | \$0.00                      | \$0.00                             | \$2,750.00              | \$2,750.00                |              |               |               |
|   | \$0.00                     | \$0.00                             | \$0.00                      | \$0.00                             |                         | \$2,750.00                | 0.00%        | 0.00%         | 100.00%       |
| <b>103 1032000 1032999 Group Totals SUPPLIES</b>              | <b>\$0.00</b>              | <b>\$0.00</b>                      | <b>\$0.00</b>               | <b>\$142.94</b>                    | <b>\$6,750.00</b>       | <b>\$6,607.06</b>         |              |               |               |
|   | <b>\$0.00</b>              | <b>\$0.00</b>                      | <b>\$0.00</b>               | <b>\$142.94</b>                    |                         | <b>\$6,607.06</b>         | <b>0.00%</b> | <b>2.12%</b>  | <b>97.88%</b> |
| <b>Group 01033000 - 01033999 OTHER SERVICES &amp; CHARGES</b> |                            |                                    |                             |                                    |                         |                           |              |               |               |
| 1000- 01033009 OTHER PROFESSIONAL SERVICES(COMI               | \$0.00                     | \$0.00                             | \$0.00                      | \$0.00                             | \$10.00                 | \$10.00                   |              |               |               |
|   | \$0.00                     | \$0.00                             | \$0.00                      | \$0.00                             |                         | \$10.00                   | 0.00%        | 0.00%         | 100.00%       |
| 1000- 01033020 TELEPHONE-PAGER-DSL-CABLE-ISP-TOV              | \$0.00                     | \$0.00                             | \$16.11                     | \$40.95                            | \$700.00                | \$659.05                  |              |               |               |
|   | \$0.00                     | \$0.00                             | \$16.11                     | \$40.95                            |                         | \$659.05                  | 2.30%        | 5.85%         | 94.15%        |
| 1000- 01033021 POSTAGE  | \$0.00                     | \$0.00                             | \$0.00                      | \$0.00                             | \$3,900.00              | \$3,900.00                |              |               |               |
|   | \$0.00                     | \$0.00                             | \$0.00                      | \$0.00                             |                         | \$3,900.00                | 0.00%        | 0.00%         | 100.00%       |
| 1000- 01033023 INTERNET CONNECTION                            | \$0.00                     | \$0.00                             | \$0.00                      | \$0.00                             | \$10.00                 | \$10.00                   |              |               |               |
|   | \$0.00                     | \$0.00                             | \$0.00                      | \$0.00                             |                         | \$10.00                   | 0.00%        | 0.00%         | 100.00%       |
| 1000- 01033040 ADVERTISING & PUBLICATIONS                     | -\$420.00                  | -\$420.00                          | \$0.00                      | \$0.00                             | \$600.00                | \$180.00                  |              |               |               |
|   | \$0.00                     | \$0.00                             | \$420.00                    | \$420.00                           |                         | \$180.00                  | 70.00%       | 70.00%        | 30.00%        |
| 1000- 01033052 FIRE & EXTENDED COVERAGE                       | \$0.00                     | \$0.00                             | \$0.00                      | \$1,124.67                         | \$1,124.67              | \$0.00                    |              |               |               |
|   | \$0.00                     | \$0.00                             | \$0.00                      | \$1,124.67                         |                         | \$0.00                    | 0.00%        | 100.00%       | 0.00%         |
| 1000- 01033055 GENERAL LIABILITY E.O.                         | \$0.00                     | \$0.00                             | \$0.00                      | \$787.48                           | \$787.48                | \$0.00                    |              |               |               |
|   | \$0.00                     | \$0.00                             | \$0.00                      | \$787.48                           |                         | \$0.00                    | 0.00%        | 100.00%       | 0.00%         |
| 1000- 01033060 UTILITIES - ELECTRICITY                        | \$0.00                     | \$0.00                             | \$73.41                     | \$183.00                           | \$1,000.00              | \$817.00                  |              |               |               |
|   | \$0.00                     | \$0.00                             | \$73.41                     | \$183.00                           |                         | \$817.00                  | 7.34%        | 18.30%        | 81.70%        |

Month 3  
 Date Range 3/1/2026 - 3/31/2026  
 Fund Range 1000 - 6400  
 Dept Range 0001 - 9999 Item Range 0001 - 9999

### CRAIGHEAD COUNTY BUDGET DETAIL REPORT

4/3/2026 12:16:05 PM

Page 7

Pg Brk Dept N Only W/Budget Amt N Show Act Balance N  
 No % N Only W/Balances N No Adj Expenditures N  
 No Shade N Only W/Transactions N No Adj Budget Y

| Description   | Transfers<br>Appropriation | YTD Transfers<br>YTD Appropriation | Expenditures<br>Adj Expend. | YTD Expenditures<br>Adj YTD Expend | Original Budget         | Balance<br>Actual Balance | %<br>Used    | YTD %<br>Used | %<br>Left     |
|---|----------------------------|------------------------------------|-----------------------------|------------------------------------|-------------------------|---------------------------|--------------|---------------|---------------|
| <b>Fund 1000 COUNTY GENERAL</b>                               |                            |                                    | <b>Department</b>           | <b>0103</b>                        | <b>COUNTY TREASURER</b> |                           |              |               |               |
| <b>Group 01033000 - 01033999 OTHER SERVICES &amp; CHARGES</b> |                            |                                    |                             |                                    |                         |                           |              |               |               |
| 1000- 01033061 UTILITIES - GAS                                | \$0.00                     | \$0.00                             | \$48.59                     | \$135.66                           | \$300.00                | \$164.34                  | 16.20%       | 45.22%        | 54.78%        |
| 1000- 01033100 OTHER MISCELLANEOUS                            | \$0.00                     | \$0.00                             | \$0.00                      | \$0.00                             | \$100.00                | \$100.00                  | 0.00%        | 0.00%         | 100.00%       |
| 1000- 01033101 TRAINING                                       | \$0.00                     | \$0.00                             | \$0.00                      | \$0.00                             | \$10.00                 | \$10.00                   | 0.00%        | 0.00%         | 100.00%       |
| 1000- 01033102 COMP SOFTWARESUPPORT/MAINT/REC                 | \$0.00                     | \$0.00                             | \$24.54                     | \$24.54                            | \$11,287.66             | \$11,263.12               | 0.22%        | 0.22%         | 99.78%        |
| <b>103 1033000 1033999 Group Totals</b>                       | <b>-\$420.00</b>           | <b>-\$420.00</b>                   | <b>\$162.65</b>             | <b>\$2,296.30</b>                  | <b>\$19,829.81</b>      | <b>\$17,113.51</b>        | <b>2.94%</b> | <b>13.70%</b> | <b>86.30%</b> |
| <b>OTHER SERVICES &amp; CHARGES</b>                           | <b>\$0.00</b>              | <b>\$0.00</b>                      | <b>\$582.65</b>             | <b>\$2,716.30</b>                  |                         | <b>\$17,113.51</b>        | <b>2.94%</b> | <b>13.70%</b> | <b>86.30%</b> |
| <b>1000 0103 Department Totals</b>                            | <b>-\$3,078.80</b>         | <b>-\$8,396.40</b>                 | <b>\$13,932.76</b>          | <b>\$48,042.53</b>                 | <b>\$246,922.17</b>     | <b>\$190,483.24</b>       | <b>6.89%</b> | <b>22.86%</b> | <b>77.14%</b> |
| <b>COUNTY TREASURER</b>                                       | <b>\$0.00</b>              | <b>\$0.00</b>                      | <b>\$17,011.56</b>          | <b>\$56,438.93</b>                 |                         | <b>\$190,483.24</b>       | <b>6.89%</b> | <b>22.86%</b> | <b>77.14%</b> |

Month 3  
 Date Range 3/1/2026 - 3/31/2026  
 Fund Range 1000 - 6400  
 Dept Range 0001 - 9999

**CRAIGHEAD COUNTY BUDGET DETAIL REPORT**

4/3/2026 12:16:05 PM

Page 8

Pg Brk Dept N Only W/Budget Amt N Show Act Balance N  
 No % N Only W/Balances N No Adj Expenditures N  
 No Shade N Only W/Transactions N No Adj Budget Y

| Description   | Transfers<br>Appropriation | YTD Transfers<br>YTD Appropriation | Expenditures<br>Adj Expend. | YTD Expenditures<br>Adj YTD Expend | Original Budget         | Balance<br>Actual Balance | %<br>Used    | YTD %<br>Used | %<br>Left     |
|---|----------------------------|------------------------------------|-----------------------------|------------------------------------|-------------------------|---------------------------|--------------|---------------|---------------|
| <b>Fund 1000 COUNTY GENERAL</b>                               |                            |                                    | <b>Department</b>           | <b>0104</b>                        | <b>COUNTY COLLECTOR</b> |                           |              |               |               |
| <b>Group 01040100 - 01041999 PERSONAL SERVICES</b>            |                            |                                    |                             |                                    |                         |                           |              |               |               |
| 1000- 01041001 SALARIES                                       | \$0.00                     | \$0.00                             | \$19,292.73                 | \$74,385.51                        | \$312,178.39            | \$237,792.88              | 6.18%        | 23.83%        | 76.17%        |
| 1000- 01041002 DEPUTY CLERK (PT)                              | \$0.00                     | \$0.00                             | \$0.00                      | \$0.00                             | \$1,050.80              | \$1,050.80                | 0.00%        | 0.00%         | 100.00%       |
| 1000- 01041006 SOCIAL SECURITY MATCH                          | \$0.00                     | \$0.00                             | \$2,597.42                  | \$6,060.69                         | \$23,962.03             | \$17,901.34               | 10.84%       | 25.29%        | 74.71%        |
| 1000- 01041007 RETIREMENT MATCH                               | \$0.00                     | \$0.00                             | \$5,604.96                  | \$13,078.32                        | \$47,986.71             | \$34,908.39               | 11.68%       | 27.25%        | 72.75%        |
| 1000- 01041009 HEALTH INSURANCE MATCH                         | -\$4,441.50                | -\$6,764.14                        | \$0.00                      | \$0.00                             | \$34,852.59             | \$28,088.45               | 12.74%       | 19.41%        | 80.59%        |
| 1000- 01041010 WORKMEN'S COMPENSATION                         | \$0.00                     | \$0.00                             | \$0.00                      | \$433.42                           | \$433.42                | \$0.00                    | 0.00%        | 100.00%       | 0.00%         |
| 1000- 01041011 UNEMPLOYMENT COMPENSATION                      | \$0.00                     | \$0.00                             | \$0.00                      | \$0.00                             | \$1,440.00              | \$1,440.00                | 0.00%        | 0.00%         | 100.00%       |
| 1000- 01041012 OTHER FRINGE BENEFITS(INCL HLTH IN             | \$0.00                     | \$0.00                             | \$0.00                      | \$50.00                            | \$300.00                | \$250.00                  | 0.00%        | 16.67%        | 83.33%        |
| 1000- 01041016 LIFE INSURANCE                                 | \$0.00                     | \$0.00                             | \$20.66                     | \$30.99                            | \$100.00                | \$69.01                   | 20.66%       | 30.99%        | 69.01%        |
| 1000- 01041017 VACATION-PERSONAL TIME BUYBACK                 | \$0.00                     | \$0.00                             | \$0.00                      | \$0.00                             | \$1,000.00              | \$1,000.00                | 0.00%        | 0.00%         | 100.00%       |
| 1000- 01041018 HEALTH INSURANCE REIMBURSEMENT                 | \$0.00                     | \$0.00                             | \$0.00                      | \$0.00                             | \$3,493.00              | \$3,493.00                | 0.00%        | 0.00%         | 100.00%       |
| <b>104 1040100 1041999 Group Totals PERSONAL SERVICES</b>     | <b>-\$4,441.50</b>         | <b>-\$6,764.14</b>                 | <b>\$27,515.77</b>          | <b>\$94,038.93</b>                 | <b>\$426,796.94</b>     | <b>\$325,993.87</b>       | <b>7.49%</b> | <b>23.62%</b> | <b>76.38%</b> |
| <b>Group 01042000 - 01042999 SUPPLIES</b>                     |                            |                                    |                             |                                    |                         |                           |              |               |               |
| 1000- 01042001 GENERAL OFFICE SUPPLIES                        | \$0.00                     | \$0.00                             | \$0.00                      | \$0.00                             | \$3,100.00              | \$3,100.00                | 0.00%        | 0.00%         | 100.00%       |
| 1000- 01042002 SMALL EQUIPMENT ( LESS THAN CAPITA             | \$0.00                     | \$0.00                             | \$0.00                      | \$0.00                             | \$10.00                 | \$10.00                   | 0.00%        | 0.00%         | 100.00%       |
| 1000- 01042007 FUELS, OILS & LUBRICANTS                       | \$0.00                     | \$0.00                             | \$34.12                     | \$34.12                            | \$500.00                | \$465.88                  | 6.82%        | 6.82%         | 93.18%        |
| 1000- 01042023 PARTS AND REPAIRS                              | \$0.00                     | \$0.00                             | \$0.00                      | \$149.72                           | \$600.00                | \$450.28                  | 0.00%        | 24.95%        | 75.05%        |
| <b>104 1042000 1042999 Group Totals SUPPLIES</b>              | <b>\$0.00</b>              | <b>\$0.00</b>                      | <b>\$34.12</b>              | <b>\$183.84</b>                    | <b>\$4,210.00</b>       | <b>\$4,026.16</b>         | <b>0.81%</b> | <b>4.37%</b>  | <b>95.63%</b> |
| <b>Group 01043000 - 01043999 OTHER SERVICES &amp; CHARGES</b> |                            |                                    |                             |                                    |                         |                           |              |               |               |
| 1000- 01043001 ACCOUNTING & AUDITING                          | \$0.00                     | \$0.00                             | \$0.00                      | \$0.00                             | \$10.00                 | \$10.00                   | 0.00%        | 0.00%         | 100.00%       |
| 1000- 01043002 MANAGEMENT CONSULTING                          | \$0.00                     | \$0.00                             | \$0.00                      | \$0.00                             | \$10.00                 | \$10.00                   | 0.00%        | 0.00%         | 100.00%       |
| 1000- 01043005 SPECIAL LEGAL (ATTORNEY)                       | \$0.00                     | \$0.00                             | \$0.00                      | \$280.00                           | \$2,500.00              | \$2,220.00                | 0.00%        | 11.20%        | 88.80%        |
| 1000- 01043009 OTHER PROFESSIONAL SERVICES(COMI               | \$0.00                     | \$0.00                             | \$0.00                      | \$0.00                             | \$10.00                 | \$10.00                   | 0.00%        | 0.00%         | 100.00%       |
| 1000- 01043020 TELEPHONE--CABLE-ISP-TOWER(LANDLI              | \$0.00                     | \$0.00                             | \$16.11                     | \$28.53                            | \$2,400.00              | \$2,371.47                | 0.67%        | 1.19%         | 98.81%        |

Month 3  
 Date Range 3/1/2026 - 3/31/2026  
 Fund Range 1000 - 6400  
 Dept Range 0001 - 9999 Item Range 0001 - 9999

**CRAIGHEAD COUNTY BUDGET DETAIL REPORT**

4/3/2026 12:16:06 PM

Page 9

Pg Brk Dept N Only W/Budget Amt N Show Act Balance N  
 No % N Only W/Balances N No Adj Expenditures N  
 No Shade N Only W/Transactions N No Adj Budget Y

| Description   | Transfers<br>Appropriation | YTD Transfers<br>YTD Appropriation | Expenditures<br>Adj Expend. | YTD Expenditures<br>Adj YTD Expend | Original Budget         | Balance<br>Actual Balance | %<br>Used    | YTD %<br>Used | %<br>Left     |
|---|----------------------------|------------------------------------|-----------------------------|------------------------------------|-------------------------|---------------------------|--------------|---------------|---------------|
| <b>Fund 1000 COUNTY GENERAL</b>                               |                            |                                    | <b>Department</b>           | <b>0104</b>                        | <b>COUNTY COLLECTOR</b> |                           |              |               |               |
| <b>Group 01043000 - 01043999 OTHER SERVICES &amp; CHARGES</b> |                            |                                    |                             |                                    |                         |                           |              |               |               |
| 1000- 01043021 POSTAGE  | \$0.00                     | \$0.00                             | \$0.00                      | \$36,446.89                        | \$40,000.00             | \$3,553.11                | 0.00%        | 91.12%        | 8.88%         |
| 1000- 01043023 INTERNET CONNECTION                            | \$0.00                     | \$0.00                             | \$144.97                    | \$434.91                           | \$2,000.00              | \$1,565.09                | 7.25%        | 21.75%        | 78.26%        |
| 1000- 01043030 TRAVEL   | \$0.00                     | \$0.00                             | \$0.00                      | \$0.00                             | \$4,000.00              | \$4,000.00                | 0.00%        | 0.00%         | 100.00%       |
| 1000- 01043040 ADVERTISING & PUBLICATION                      | \$0.00                     | \$0.00                             | \$0.00                      | \$0.00                             | \$28,750.00             | \$28,750.00               | 0.00%        | 0.00%         | 100.00%       |
| 1000- 01043052 FIRE & EXTENDED COVERAGE                       | \$0.00                     | \$0.00                             | \$0.00                      | \$5,418.35                         | \$5,418.35              | \$0.00                    | 0.00%        | 100.00%       | 0.00%         |
| 1000- 01043053 FLEET LIABILITY                                | \$0.00                     | \$0.00                             | \$0.00                      | \$368.00                           | \$368.00                | \$0.00                    | 0.00%        | 100.00%       | 0.00%         |
| 1000- 01043055 GENERAL LIABILITY E.O.                         | \$0.00                     | \$0.00                             | \$0.00                      | \$2,887.44                         | \$2,887.44              | \$0.00                    | 0.00%        | 100.00%       | 0.00%         |
| 1000- 01043060 UTILITIES - ELECTRICITY                        | \$0.00                     | \$0.00                             | \$246.09                    | \$525.72                           | \$4,700.00              | \$4,174.28                | 5.24%        | 11.19%        | 88.81%        |
| 1000- 01043061 UTILITIES - GAS                                | \$0.00                     | \$0.00                             | \$27.98                     | \$126.69                           | \$250.00                | \$123.31                  | 11.19%       | 50.68%        | 49.32%        |
| 1000- 01043073 LEASE MACHINERY & EQUIP(INCL COPY              | \$0.00                     | \$0.00                             | \$32.55                     | \$97.65                            | \$2,500.00              | \$2,402.35                | 1.30%        | 3.91%         | 96.09%        |
| 1000- 01043090 DUES, MEMEBERSHIPS, SUB                        | \$0.00                     | \$0.00                             | \$0.00                      | \$175.00                           | \$1,350.00              | \$1,175.00                | 0.00%        | 12.96%        | 87.04%        |
| 1000- 01043094 MEALS & LODGING                                | \$0.00                     | \$0.00                             | \$0.00                      | \$0.00                             | \$2,500.00              | \$2,500.00                | 0.00%        | 0.00%         | 100.00%       |
| 1000- 01043100 OTHER MISCELLANEOUS                            | \$0.00                     | \$0.00                             | \$0.00                      | \$0.00                             | \$100.00                | \$100.00                  | 0.00%        | 0.00%         | 100.00%       |
| 1000- 01043101 TRAINING                                       | \$0.00                     | \$0.00                             | \$0.00                      | \$0.00                             | \$2,000.00              | \$2,000.00                | 0.00%        | 0.00%         | 100.00%       |
| <b>104 1043000 1043999 Group Totals</b>                       | <b>\$0.00</b>              | <b>\$0.00</b>                      | <b>\$467.70</b>             | <b>\$46,789.18</b>                 | <b>\$101,753.79</b>     | <b>\$54,964.61</b>        |              |               |               |
| <b>OTHER SERVICES &amp; CHARGES</b>                           | <b>\$0.00</b>              | <b>\$0.00</b>                      | <b>\$467.70</b>             | <b>\$46,789.18</b>                 |                         | <b>\$54,964.61</b>        | <b>0.46%</b> | <b>45.98%</b> | <b>54.02%</b> |
| <b>1000 0104 Department Totals</b>                            | <b>-\$4,441.50</b>         | <b>-\$6,764.14</b>                 | <b>\$28,017.59</b>          | <b>\$141,011.95</b>                | <b>\$532,760.73</b>     | <b>\$384,984.64</b>       |              |               |               |
| <b>COUNTY COLLECTOR</b>                                       | <b>\$0.00</b>              | <b>\$0.00</b>                      | <b>\$32,459.09</b>          | <b>\$147,776.09</b>                |                         | <b>\$384,984.64</b>       | <b>6.09%</b> | <b>27.74%</b> | <b>72.26%</b> |

Month 3  
 Date Range 3/1/2026 - 3/31/2026  
 Fund Range 1000 - 6400  
 Dept Range 0001 - 9999 Item Range 0001 - 9999

### CRAIGHEAD COUNTY BUDGET DETAIL REPORT

4/3/2026 12:16:06 PM

Page 10

Pg Brk Dept N Only W/Budget Amt N Show Act Balance N  
 No % N Only W/Balances N No Adj Expenditures N  
 No Shade N Only W/Transactions N No Adj Budget Y

| Description   | Transfers<br>Appropriation | YTD Transfers<br>YTD Appropriation | Expenditures<br>Adj Expend. | YTD Expenditures<br>Adj YTD Expend | Original Budget        | Balance<br>Actual Balance | %<br>Used    | YTD %<br>Used | %<br>Left     |
|---|----------------------------|------------------------------------|-----------------------------|------------------------------------|------------------------|---------------------------|--------------|---------------|---------------|
| <b>Fund 1000 COUNTY GENERAL</b>                               |                            |                                    | <b>Department</b>           | <b>0105</b>                        | <b>COUNTY ASSESSOR</b> |                           |              |               |               |
| <b>Group 01050100 - 01051999 PERSONAL SERVICES</b>            |                            |                                    |                             |                                    |                        |                           |              |               |               |
| 1000- 01051001 SALARIES                                       | -\$2,854.26                | -\$8,562.78                        | \$43,841.69                 | \$169,210.74                       | \$790,975.42           | \$613,201.90              | 5.90%        | 22.48%        | 77.52%        |
| 1000- 01051005 OVERTIME & OTHER COMP                          | \$0.00                     | \$0.00                             | \$46,695.95                 | \$177,773.52                       | \$3,000.00             | \$613,201.90              | 0.00%        | 0.00%         | 100.00%       |
| 1000- 01051006 SOCIAL SECURITY MATCH                          | \$0.00                     | \$0.00                             | \$5,804.14                  | \$13,628.08                        | \$60,509.62            | \$46,881.54               | 9.59%        | 22.52%        | 77.48%        |
| 1000- 01051007 RETIREMENT MATCH                               | \$0.00                     | \$0.00                             | \$13,240.59                 | \$31,065.15                        | \$121,177.43           | \$90,112.28               | 10.93%       | 25.64%        | 74.36%        |
| 1000- 01051009 HEALTH INSURANCE MATCH                         | -\$10,983.50               | -\$32,950.50                       | \$0.00                      | \$0.00                             | \$113,524.21           | \$80,573.71               | 9.68%        | 29.02%        | 70.98%        |
| 1000- 01051010 WORKMEN'S COMPENSATION                         | \$0.00                     | \$0.00                             | \$10,983.50                 | \$32,950.50                        | \$2,673.00             | \$0.00                    | 0.00%        | 100.00%       | 0.00%         |
| 1000- 01051011 UNEMPLOYMENT COMPENSATION                      | \$0.00                     | \$0.00                             | \$0.00                      | \$2,673.00                         | \$3,744.00             | \$3,744.00                | 0.00%        | 0.00%         | 100.00%       |
| 1000- 01051012 OTHER FRINGE BENEFITS(INCL HLTH IN             | \$0.00                     | \$0.00                             | \$0.00                      | \$0.00                             | \$700.00               | \$700.00                  | 0.00%        | 0.00%         | 100.00%       |
| 1000- 01051016 LIFE INSURANCE                                 | \$0.00                     | \$0.00                             | \$62.16                     | \$93.24                            | \$100.00               | \$6.76                    | 62.16%       | 93.24%        | 6.76%         |
| 1000- 01051017 VACATION-PERSONAL TIME BUYBACK                 | \$0.00                     | \$0.00                             | \$0.00                      | \$0.00                             | \$10.00                | \$10.00                   | 0.00%        | 0.00%         | 100.00%       |
| 1000- 01051018 HEALTH INSURANCE REIMBURSEMENT                 | \$0.00                     | \$0.00                             | \$0.00                      | \$0.00                             | \$100.00               | \$100.00                  | 0.00%        | 0.00%         | 100.00%       |
| <b>105 1050100 1051999 Group Totals PERSONAL SERVICES</b>     | <b>-\$13,837.76</b>        | <b>-\$41,513.28</b>                | <b>\$62,948.58</b>          | <b>\$216,670.21</b>                | <b>\$1,096,513.68</b>  | <b>\$838,330.19</b>       | <b>7.00%</b> | <b>23.55%</b> | <b>76.45%</b> |
| <b>Group 01052000 - 01052999 SUPPLIES</b>                     |                            |                                    |                             |                                    |                        |                           |              |               |               |
| 1000- 01052001 GENERAL OFFICE SUPPLIES                        | \$0.00                     | \$0.00                             | \$0.00                      | \$117.12                           | \$4,000.00             | \$3,882.88                | 0.00%        | 2.93%         | 97.07%        |
| 1000- 01052002 SMALL EQUIPMENT                                | \$0.00                     | \$0.00                             | \$0.00                      | \$0.00                             | \$1,050.00             | \$1,050.00                | 0.00%        | 0.00%         | 100.00%       |
| <b>105 1052000 1052999 Group Totals SUPPLIES</b>              | <b>\$0.00</b>              | <b>\$0.00</b>                      | <b>\$0.00</b>               | <b>\$117.12</b>                    | <b>\$5,050.00</b>      | <b>\$4,932.88</b>         | <b>0.00%</b> | <b>2.32%</b>  | <b>97.68%</b> |
| <b>Group 01053000 - 01053999 OTHER SERVICES &amp; CHARGES</b> |                            |                                    |                             |                                    |                        |                           |              |               |               |
| 1000- 01053005 SPECIAL LEGAL                                  | \$0.00                     | \$0.00                             | \$26.00                     | \$332.00                           | \$100,000.00           | \$99,668.00               | 0.03%        | 0.33%         | 99.67%        |
| 1000- 01053008 PROPERTY REAPPRAISAL                           | \$0.00                     | \$0.00                             | \$0.00                      | \$65,333.74                        | \$392,003.00           | \$326,669.26              | 0.00%        | 16.67%        | 83.33%        |
| 1000- 01053009 OTHER PROFESSIONAL SERVICES                    | \$0.00                     | \$0.00                             | \$0.00                      | \$0.00                             | \$73,000.00            | \$73,000.00               | 0.00%        | 0.00%         | 100.00%       |
| 1000- 01053020 TELEPHONE-PAGER-DSL-CABLE-ISP-TOV              | \$0.00                     | \$0.00                             | \$48.33                     | \$110.43                           | \$3,200.00             | \$3,089.57                | 1.51%        | 3.45%         | 96.55%        |
| 1000- 01053021 POSTAGE  | \$0.00                     | \$0.00                             | \$0.00                      | \$0.00                             | \$390.00               | \$390.00                  | 0.00%        | 0.00%         | 100.00%       |
| 1000- 01053023 INTERNET CONNECTION                            | \$0.00                     | \$0.00                             | \$0.00                      | \$0.00                             | \$10.00                | \$10.00                   | 0.00%        | 0.00%         | 100.00%       |
| 1000- 01053030 TRAVEL   | \$0.00                     | \$0.00                             | \$0.00                      | \$0.00                             | \$800.00               | \$800.00                  | 0.00%        | 0.00%         | 100.00%       |

Month 3  
 Date Range 3/1/2026 - 3/31/2026  
 Fund Range 1000 - 6400  
 Dept Range 0001 - 9999 Item Range 0001 - 9999

### CRAIGHEAD COUNTY BUDGET DETAIL REPORT

4/3/2026 12:16:06 PM

Page 11

Pg Brk Dept N Only W/Budget Amt N Show Act Balance N  
 No % N Only W/Balances N No Adj Expenditures N  
 No Shade N Only W/Transactions N No Adj Budget Y

| Description   | Transfers<br>Appropriation | YTD Transfers<br>YTD Appropriation | Expenditures<br>Adj Expend. | YTD Expenditures<br>Adj YTD Expend | Original Budget       | Balance<br>Actual Balance | %<br>Used    | YTD %<br>Used | %<br>Left      |
|---|----------------------------|------------------------------------|-----------------------------|------------------------------------|-----------------------|---------------------------|--------------|---------------|----------------|
| <b>Fund 1000 COUNTY GENERAL</b>                               |                            |                                    |                             |                                    |                       |                           |              |               |                |
| <b>Group 01053000 - 01053999 OTHER SERVICES &amp; CHARGES</b> |                            |                                    |                             |                                    |                       |                           |              |               |                |
| 1000- 01053040  | \$0.00                     | \$0.00                             | \$0.00                      | \$0.00                             | \$10.00               | \$10.00                   |              |               |                |
| ADVERTISING & PUBLICATION                                     | \$0.00                     | \$0.00                             | \$0.00                      | \$0.00                             | \$10.00               | \$10.00                   | 0.00%        | 0.00%         | 100.00%        |
| 1000- 01053052  | \$0.00                     | \$0.00                             | \$0.00                      | \$11,557.14                        | \$11,557.14           | \$0.00                    |              |               |                |
| FIRE & EXTENDED COVERAGE                                      | \$0.00                     | \$0.00                             | \$0.00                      | \$11,557.14                        | \$0.00                | \$0.00                    | 0.00%        | 100.00%       | 0.00%          |
| 1000- 01053055  | \$0.00                     | \$0.00                             | \$0.00                      | \$3,674.92                         | \$3,674.92            | \$0.00                    |              |               |                |
| GENERAL LIABILITY E.O.  | \$0.00                     | \$0.00                             | \$0.00                      | \$3,674.92                         | \$0.00                | \$0.00                    | 0.00%        | 100.00%       | 0.00%          |
| 1000- 01053060  | \$0.00                     | \$0.00                             | \$521.47                    | \$1,114.00                         | \$11,000.00           | \$9,886.00                |              |               |                |
| UTILITIES - ELECTRICITY                                       | \$0.00                     | \$0.00                             | \$521.47                    | \$1,114.00                         | \$0.00                | \$9,886.00                | 4.74%        | 10.13%        | 89.87%         |
| 1000- 01053061  | \$0.00                     | \$0.00                             | \$59.29                     | \$268.46                           | \$500.00              | \$231.54                  |              |               |                |
| UTILITIES - GAS   | \$0.00                     | \$0.00                             | \$59.29                     | \$268.46                           | \$0.00                | \$231.54                  | 11.86%       | 53.69%        | 46.31%         |
| 1000- 01053073  | \$0.00                     | \$0.00                             | \$206.28                    | \$303.49                           | \$900.00              | \$596.51                  |              |               |                |
| LEASE MACHINERY & EQUIP(INCL COPY                             | \$0.00                     | \$0.00                             | \$206.28                    | \$303.49                           | \$0.00                | \$596.51                  | 22.92%       | 33.72%        | 66.28%         |
| 1000- 01053090  | \$0.00                     | \$0.00                             | \$225.00                    | \$480.00                           | \$480.00              | \$0.00                    |              |               |                |
| DUES MEMBERSHIPS SUB  | \$0.00                     | \$0.00                             | \$225.00                    | \$480.00                           | \$0.00                | \$0.00                    | 46.88%       | 100.00%       | 0.00%          |
| 1000- 01053094  | \$0.00                     | \$0.00                             | \$0.00                      | \$0.00                             | \$2,000.00            | \$2,000.00                |              |               |                |
| MEALS & LODGING   | \$0.00                     | \$0.00                             | \$0.00                      | \$0.00                             | \$0.00                | \$2,000.00                | 0.00%        | 0.00%         | 100.00%        |
| 1000- 01053097  | \$0.00                     | \$0.00                             | \$0.00                      | \$0.00                             | \$10.00               | \$10.00                   |              |               |                |
| REFUNDS   | \$0.00                     | \$0.00                             | \$0.00                      | \$0.00                             | \$0.00                | \$10.00                   | 0.00%        | 0.00%         | 100.00%        |
| 1000- 01053100  | \$0.00                     | \$0.00                             | \$0.00                      | \$0.00                             | \$1,200.00            | \$1,200.00                |              |               |                |
| OTHER MISCELLANEOUS   | \$0.00                     | \$0.00                             | \$0.00                      | \$0.00                             | \$0.00                | \$1,200.00                | 0.00%        | 0.00%         | 100.00%        |
| 1000- 01053101  | \$0.00                     | \$0.00                             | \$400.00                    | \$439.99                           | \$850.00              | \$410.01                  |              |               |                |
| TRAINING & EDUCATION  | \$0.00                     | \$0.00                             | \$400.00                    | \$439.99                           | \$0.00                | \$410.01                  | 47.06%       | 51.76%        | 48.24%         |
| 1000- 01053102  | \$0.00                     | \$0.00                             | \$171.78                    | \$171.78                           | \$31,900.00           | \$31,728.22               |              |               |                |
| COMP SOFTWARESUPPORT/MAINT/REC                                | \$0.00                     | \$0.00                             | \$171.78                    | \$171.78                           | \$0.00                | \$31,728.22               | 0.54%        | 0.54%         | 99.46%         |
| <b>105 1053000 1053999 Group Totals</b>                       | <b>\$0.00</b>              | <b>\$0.00</b>                      | <b>\$1,658.15</b>           | <b>\$83,785.95</b>                 | <b>\$633,485.06</b>   | <b>\$549,699.11</b>       |              |               |                |
| <b>OTHER SERVICES &amp; CHARGES</b>                           | <b>\$0.00</b>              | <b>\$0.00</b>                      | <b>\$1,658.15</b>           | <b>\$83,785.95</b>                 |                       | <b>\$549,699.11</b>       | <b>0.26%</b> | <b>13.23%</b> | <b>86.77%</b>  |
| <b>Group 01054000 - 01054999 CAPITAL OUTLAY</b>               |                            |                                    |                             |                                    |                       |                           |              |               |                |
| 1000- 01054004  | \$0.00                     | \$0.00                             | \$0.00                      | \$0.00                             | \$10.00               | \$10.00                   |              |               |                |
| MACHINERY AND EQUIPMENT                                       | \$0.00                     | \$0.00                             | \$0.00                      | \$0.00                             | \$0.00                | \$10.00                   | 0.00%        | 0.00%         | 100.00%        |
| <b>105 1054000 1054999 Group Totals</b>                       | <b>\$0.00</b>              | <b>\$0.00</b>                      | <b>\$0.00</b>               | <b>\$0.00</b>                      | <b>\$10.00</b>        | <b>\$10.00</b>            |              |               |                |
| <b>CAPITAL OUTLAY</b>   | <b>\$0.00</b>              | <b>\$0.00</b>                      | <b>\$0.00</b>               | <b>\$0.00</b>                      |                       | <b>\$10.00</b>            | <b>0.00%</b> | <b>0.00%</b>  | <b>100.00%</b> |
| <b>1000 0105 Department Totals</b>                            | <b>-\$13,837.76</b>        | <b>-\$41,513.28</b>                | <b>\$64,606.73</b>          | <b>\$300,573.28</b>                | <b>\$1,735,058.74</b> | <b>\$1,392,972.18</b>     |              |               |                |
| <b>COUNTY ASSESSOR</b>  | <b>\$0.00</b>              | <b>\$0.00</b>                      | <b>\$78,444.49</b>          | <b>\$342,086.56</b>                |                       | <b>\$1,392,972.18</b>     | <b>4.52%</b> | <b>19.72%</b> | <b>80.28%</b>  |

Month 3  
 Date Range 3/1/2026 - 3/31/2026  
 Fund Range 1000 - 6400  
 Dept Range 0001 - 9999 Item Range 0001 - 9999

### CRAIGHEAD COUNTY BUDGET DETAIL REPORT

4/3/2026 12:16:06 PM

Page 12

Pg Brk Dept N Only W/Budget Amt N Show Act Balance N  
 No % N Only W/Balances N No Adj Expenditures N  
 No Shade N Only W/Transactions N No Adj Budget Y

| Description  | Transfers<br>Appropriation | YTD Transfers<br>YTD Appropriation | Expenditures<br>Adj Expend. | YTD Expenditures<br>Adj YTD Expend | Original Budget    | Balance<br>Actual Balance | %<br>Used    | YTD %<br>Used  | %<br>Left      |
|--|----------------------------|------------------------------------|-----------------------------|------------------------------------|--------------------|---------------------------|--------------|----------------|----------------|
| <b>Fund 1000 COUNTY GENERAL</b>                                      |                            |                                    |                             |                                    |                    |                           |              |                |                |
| <b>Group 01060100 - 01061999 PERSONAL SERVICES</b>                   |                            |                                    |                             |                                    |                    |                           |              |                |                |
| 1000- 01061010 WORKMEN'S COMPENSATION                                | \$0.00                     | \$0.00                             | \$0.00                      | \$16.11                            | \$16.11            | \$0.00                    | 0.00%        | 100.00%        | 0.00%          |
| <b>106 1060100 1061999 Group Totals PERSONAL SERVICES</b>            | <b>\$0.00</b>              | <b>\$0.00</b>                      | <b>\$0.00</b>               | <b>\$16.11</b>                     | <b>\$16.11</b>     | <b>\$0.00</b>             | <b>0.00%</b> | <b>100.00%</b> | <b>0.00%</b>   |
| <b>Group 01062000 - 01062999 SUPPLIES</b>                            |                            |                                    |                             |                                    |                    |                           |              |                |                |
| 1000- 01062001 GENERAL OFFICE SUPPLIES                               | \$0.00                     | \$0.00                             | \$0.00                      | \$0.00                             | \$100.00           | \$100.00                  | 0.00%        | 0.00%          | 100.00%        |
| <b>106 1062000 1062999 Group Totals SUPPLIES</b>                     | <b>\$0.00</b>              | <b>\$0.00</b>                      | <b>\$0.00</b>               | <b>\$0.00</b>                      | <b>\$100.00</b>    | <b>\$100.00</b>           | <b>0.00%</b> | <b>0.00%</b>   | <b>100.00%</b> |
| <b>Group 01063000 - 01063999 OTHER SERVICES &amp; CHARGES</b>        |                            |                                    |                             |                                    |                    |                           |              |                |                |
| 1000- 01063002 MANAGEMENT CONSULTING(\$50 wk day)                    | \$0.00                     | \$0.00                             | \$0.00                      | \$0.00                             | \$13,000.00        | \$13,000.00               | 0.00%        | 0.00%          | 100.00%        |
| 1000- 01063005 SPECIAL LEGAL   | \$0.00                     | \$0.00                             | \$0.00                      | \$0.00                             | \$2,000.00         | \$2,000.00                | 0.00%        | 0.00%          | 100.00%        |
| 1000- 01063030 TRAVEL  | \$0.00                     | \$0.00                             | \$0.00                      | \$0.00                             | \$300.00           | \$300.00                  | 0.00%        | 0.00%          | 100.00%        |
| 1000- 01063040 ADVERTISING & PUBLICATION                             | \$0.00                     | \$0.00                             | \$0.00                      | \$0.00                             | \$10.00            | \$10.00                   | 0.00%        | 0.00%          | 100.00%        |
| <b>106 1063000 1063999 Group Totals OTHER SERVICES &amp; CHARGES</b> | <b>\$0.00</b>              | <b>\$0.00</b>                      | <b>\$0.00</b>               | <b>\$0.00</b>                      | <b>\$15,310.00</b> | <b>\$15,310.00</b>        | <b>0.00%</b> | <b>0.00%</b>   | <b>100.00%</b> |
| <b>1000 0106 Department Totals EQUALIZATION BOARD</b>                | <b>\$0.00</b>              | <b>\$0.00</b>                      | <b>\$0.00</b>               | <b>\$16.11</b>                     | <b>\$15,426.11</b> | <b>\$15,410.00</b>        | <b>0.00%</b> | <b>0.10%</b>   | <b>99.90%</b>  |

Month 3  
 Date Range 3/1/2026 - 3/31/2026  
 Fund Range 1000 - 6400  
 Dept Range 0001 - 9999 Item Range 0001 - 9999

### CRAIGHEAD COUNTY BUDGET DETAIL REPORT

4/3/2026 12:16:06 PM

Page 13

Pg Brk Dept N Only W/Budget Amt N Show Act Balance N  
 No % N Only W/Balances N No Adj Expenditures N  
 No Shade N Only W/Transactions N No Adj Budget Y

| Description  | Transfers<br>Appropriation | YTD Transfers<br>YTD Appropriation | Expenditures<br>Adj Expend. | YTD Expenditures<br>Adj YTD Expend | Original Budget     | Balance<br>Actual Balance | %<br>Used    | YTD %<br>Used | %<br>Left      |
|--|----------------------------|------------------------------------|-----------------------------|------------------------------------|---------------------|---------------------------|--------------|---------------|----------------|
| <b>Fund 1000 COUNTY GENERAL</b>                                      |                            |                                    | <b>Department</b>           | <b>0107</b>                        | <b>QUORUM COURT</b> |                           |              |               |                |
| <b>Group 01070100 - 01071999 PERSONAL SERVICES</b>                   |                            |                                    |                             |                                    |                     |                           |              |               |                |
| 1000- 01071001 SALARIES  | -\$391.96                  | -\$1,175.88                        | \$3,729.75                  | \$27,445.32                        | \$188,436.61        | \$159,815.41              |              |               |                |
|  | \$0.00                     | \$0.00                             | \$4,121.71                  | \$28,621.20                        |                     | \$159,815.41              | 2.19%        | 15.19%        | 84.81%         |
| 1000- 01071006 SOCIAL SECURITY MATCH                                 | \$0.00                     | \$0.00                             | \$2,151.74                  | \$2,667.84                         | \$14,415.40         | \$11,747.56               |              |               |                |
|  | \$0.00                     | \$0.00                             | \$2,151.74                  | \$2,667.84                         |                     | \$11,747.56               | 14.93%       | 18.51%        | 81.49%         |
| 1000- 01071009 HEALTH INSURANCE MATCH                                | -\$2,322.63                | -\$6,967.89                        | \$0.00                      | \$0.00                             | \$91,791.65         | \$84,823.76               |              |               |                |
|  | \$0.00                     | \$0.00                             | \$2,322.63                  | \$6,967.89                         |                     | \$84,823.76               | 2.53%        | 7.59%         | 92.41%         |
| 1000- 01071010 WORKMEN'S COMPENSATION                                | \$0.00                     | \$0.00                             | \$0.00                      | \$232.01                           | \$232.01            | \$0.00                    |              |               |                |
|  | \$0.00                     | \$0.00                             | \$0.00                      | \$232.01                           |                     | \$0.00                    | 0.00%        | 100.00%       | 0.00%          |
| 1000- 01071016 LIFE INSURANCE  | \$0.00                     | \$0.00                             | \$44.90                     | \$67.69                            | \$100.00            | \$32.31                   |              |               |                |
|  | \$0.00                     | \$0.00                             | \$44.90                     | \$67.69                            |                     | \$32.31                   | 44.90%       | 67.69%        | 32.31%         |
| 1000- 01071018 HEALTH INSURANCE REIMBURSEMENT                        | \$0.00                     | \$0.00                             | \$0.00                      | \$0.00                             | \$12,030.00         | \$12,030.00               |              |               |                |
|  | \$0.00                     | \$0.00                             | \$0.00                      | \$0.00                             |                     | \$12,030.00               | 0.00%        | 0.00%         | 100.00%        |
| <b>107 1070100 1071999 Group Totals PERSONAL SERVICES</b>            | <b>-\$2,714.59</b>         | <b>-\$8,143.77</b>                 | <b>\$5,926.39</b>           | <b>\$30,412.86</b>                 | <b>\$307,005.67</b> | <b>\$268,449.04</b>       |              |               |                |
|  | <b>\$0.00</b>              | <b>\$0.00</b>                      | <b>\$8,640.98</b>           | <b>\$38,556.63</b>                 |                     | <b>\$268,449.04</b>       | <b>2.81%</b> | <b>12.56%</b> | <b>87.44%</b>  |
| <b>Group 01072000 - 01072999 SUPPLIES</b>                            |                            |                                    |                             |                                    |                     |                           |              |               |                |
| 1000- 01072001 GENERAL OFFICE SUPPLIES                               | \$0.00                     | \$0.00                             | \$0.00                      | \$0.00                             | \$100.00            | \$100.00                  |              |               |                |
|  | \$0.00                     | \$0.00                             | \$0.00                      | \$0.00                             |                     | \$100.00                  | 0.00%        | 0.00%         | 100.00%        |
| 1000- 01072002 SMALL EQUIPMENT                                       | \$0.00                     | \$0.00                             | \$0.00                      | \$0.00                             | \$10.00             | \$10.00                   |              |               |                |
|  | \$0.00                     | \$0.00                             | \$0.00                      | \$0.00                             |                     | \$10.00                   | 0.00%        | 0.00%         | 100.00%        |
| <b>107 1072000 1072999 Group Totals SUPPLIES</b>                     | <b>\$0.00</b>              | <b>\$0.00</b>                      | <b>\$0.00</b>               | <b>\$0.00</b>                      | <b>\$110.00</b>     | <b>\$110.00</b>           |              |               |                |
|  | <b>\$0.00</b>              | <b>\$0.00</b>                      | <b>\$0.00</b>               | <b>\$0.00</b>                      |                     | <b>\$110.00</b>           | <b>0.00%</b> | <b>0.00%</b>  | <b>100.00%</b> |
| <b>Group 01073000 - 01073999 OTHER SERVICES &amp; CHARGES</b>        |                            |                                    |                             |                                    |                     |                           |              |               |                |
| 1000- 01073030 TRAVEL  | \$0.00                     | \$0.00                             | \$0.00                      | \$0.00                             | \$1,000.00          | \$1,000.00                |              |               |                |
|  | \$0.00                     | \$0.00                             | \$0.00                      | \$0.00                             |                     | \$1,000.00                | 0.00%        | 0.00%         | 100.00%        |
| 1000- 01073090 DUES MEMBERSHIPS SUB                                  | \$0.00                     | \$0.00                             | \$0.00                      | \$195.00                           | \$200.00            | \$5.00                    |              |               |                |
|  | \$0.00                     | \$0.00                             | \$0.00                      | \$195.00                           |                     | \$5.00                    | 0.00%        | 97.50%        | 2.50%          |
| 1000- 01073094 MEALS & LODGING                                       | \$0.00                     | \$0.00                             | \$0.00                      | \$0.00                             | \$2,000.00          | \$2,000.00                |              |               |                |
|  | \$0.00                     | \$0.00                             | \$0.00                      | \$0.00                             |                     | \$2,000.00                | 0.00%        | 0.00%         | 100.00%        |
| 1000- 01073100 OTHER MISCELLANEOUS                                   | \$0.00                     | \$0.00                             | \$0.00                      | \$0.00                             | \$200.00            | \$200.00                  |              |               |                |
|  | \$0.00                     | \$0.00                             | \$0.00                      | \$0.00                             |                     | \$200.00                  | 0.00%        | 0.00%         | 100.00%        |
| 1000- 01073101 TRAINING & EDUCATION                                  | \$0.00                     | \$0.00                             | \$0.00                      | \$0.00                             | \$2,000.00          | \$2,000.00                |              |               |                |
|  | \$0.00                     | \$0.00                             | \$0.00                      | \$0.00                             |                     | \$2,000.00                | 0.00%        | 0.00%         | 100.00%        |
| <b>107 1073000 1073999 Group Totals OTHER SERVICES &amp; CHARGES</b> | <b>\$0.00</b>              | <b>\$0.00</b>                      | <b>\$0.00</b>               | <b>\$195.00</b>                    | <b>\$5,400.00</b>   | <b>\$5,205.00</b>         |              |               |                |
|  | <b>\$0.00</b>              | <b>\$0.00</b>                      | <b>\$0.00</b>               | <b>\$195.00</b>                    |                     | <b>\$5,205.00</b>         | <b>0.00%</b> | <b>3.61%</b>  | <b>96.39%</b>  |
| <b>1000 0107 Department Totals QUORUM COURT</b>                      | <b>-\$2,714.59</b>         | <b>-\$8,143.77</b>                 | <b>\$5,926.39</b>           | <b>\$30,607.86</b>                 | <b>\$312,515.67</b> | <b>\$273,764.04</b>       |              |               |                |
|  | <b>\$0.00</b>              | <b>\$0.00</b>                      | <b>\$8,640.98</b>           | <b>\$38,751.63</b>                 |                     | <b>\$273,764.04</b>       | <b>2.77%</b> | <b>12.40%</b> | <b>87.60%</b>  |

Month 3  
 Date Range 3/1/2026 - 3/31/2026  
 Fund Range 1000 - 6400  
 Dept Range 0001 - 9999 Item Range 0001 - 9999

### CRAIGHEAD COUNTY BUDGET DETAIL REPORT

4/3/2026 12:16:06 PM

Page 14

Pg Brk Dept N Only W/Budget Amt N Show Act Balance N  
 No % N Only W/Balances N No Adj Expenditures N  
 No Shade N Only W/Transactions N No Adj Budget Y

| Description  | Transfers<br>Appropriation | YTD Transfers<br>YTD Appropriation | Expenditures<br>Adj Expend. | YTD Expenditures<br>Adj YTD Expend | Original Budget             | Balance<br>Actual Balance | %<br>Used    | YTD %<br>Used | %<br>Left     |
|--|----------------------------|------------------------------------|-----------------------------|------------------------------------|-----------------------------|---------------------------|--------------|---------------|---------------|
| <b>Fund 1000 COUNTY GENERAL</b>                    |                            |                                    | <b>Department</b>           | <b>0108</b>                        | <b>BUILDING MAINTENANCE</b> |                           |              |               |               |
| <b>Group 01080100 - 01081999 PERSONAL SERVICES</b> |                            |                                    |                             |                                    |                             |                           |              |               |               |
| 1000- 01081001 SALARIES                            | -\$195.98                  | -\$587.94                          | \$32,241.32                 | \$122,589.51                       | \$550,329.93                | \$427,152.48              | 5.89%        | 22.38%        | 77.62%        |
|  | \$0.00                     | \$0.00                             | \$32,437.30                 | \$123,177.45                       |                             | \$427,152.48              |              |               |               |
| 1000- 01081002 CUSTODIAN (PT)                      | \$0.00                     | \$0.00                             | \$516.56                    | \$2,722.28                         | \$14,400.00                 | \$11,677.72               | 3.59%        | 18.90%        | 81.10%        |
|  | \$0.00                     | \$0.00                             | \$516.56                    | \$2,722.28                         |                             | \$11,677.72               |              |               |               |
| 1000- 01081006 SOCIAL SECURITY MATCH               | \$0.00                     | \$0.00                             | \$4,300.99                  | \$10,062.87                        | \$43,201.84                 | \$33,138.97               | 9.96%        | 23.29%        | 76.71%        |
|  | \$0.00                     | \$0.00                             | \$4,300.99                  | \$10,062.87                        |                             | \$33,138.97               |              |               |               |
| 1000- 01081007 RETIREMENT MATCH                    | \$0.00                     | \$0.00                             | \$8,686.43                  | \$20,322.76                        | \$84,310.54                 | \$63,987.78               | 10.30%       | 24.10%        | 75.90%        |
|  | \$0.00                     | \$0.00                             | \$8,686.43                  | \$20,322.76                        |                             | \$63,987.78               |              |               |               |
| 1000- 01081009 HEALTH INSURANCE MATCH              | -\$5,421.92                | -\$16,265.76                       | \$0.00                      | \$0.00                             | \$77,850.62                 | \$61,584.86               | 6.96%        | 20.89%        | 79.11%        |
|  | \$0.00                     | \$0.00                             | \$5,421.92                  | \$16,265.76                        |                             | \$61,584.86               |              |               |               |
| 1000- 01081010 WORKMEN'S COMPENSATION              | \$0.00                     | \$0.00                             | \$0.00                      | \$10,827.34                        | \$10,827.34                 | \$0.00                    | 0.00%        | 100.00%       | 0.00%         |
|  | \$0.00                     | \$0.00                             | \$0.00                      | \$10,827.34                        |                             | \$0.00                    |              |               |               |
| 1000- 01081011 UNEMPLOYMENT COMPENSATION           | \$0.00                     | \$0.00                             | \$0.00                      | \$0.00                             | \$3,168.00                  | \$3,168.00                | 0.00%        | 0.00%         | 100.00%       |
|  | \$0.00                     | \$0.00                             | \$0.00                      | \$0.00                             |                             | \$3,168.00                |              |               |               |
| 1000- 01081012 OTHER FRINGE BENEFITS(INCL HLTH IN  | \$0.00                     | \$0.00                             | \$0.00                      | \$50.00                            | \$600.00                    | \$550.00                  | 0.00%        | 8.33%         | 91.67%        |
|  | \$0.00                     | \$0.00                             | \$0.00                      | \$50.00                            |                             | \$550.00                  |              |               |               |
| 1000- 01081016 LIFE INSURANCE                      | \$0.00                     | \$0.00                             | \$44.40                     | \$66.60                            | \$100.00                    | \$33.40                   | 44.40%       | 66.60%        | 33.40%        |
|  | \$0.00                     | \$0.00                             | \$44.40                     | \$66.60                            |                             | \$33.40                   |              |               |               |
| 1000- 01081017 VACATION-PERSONAL TIME BUYBACK      | \$0.00                     | \$0.00                             | \$0.00                      | \$0.00                             | \$1,000.00                  | \$1,000.00                | 0.00%        | 0.00%         | 100.00%       |
|  | \$0.00                     | \$0.00                             | \$0.00                      | \$0.00                             |                             | \$1,000.00                |              |               |               |
| 1000- 01081018 HEALTH INSURANCE REIMBURSEMENT      | \$0.00                     | \$0.00                             | \$0.00                      | \$0.00                             | \$4,500.00                  | \$4,500.00                | 0.00%        | 0.00%         | 100.00%       |
|  | \$0.00                     | \$0.00                             | \$0.00                      | \$0.00                             |                             | \$4,500.00                |              |               |               |
| <b>108 1080100 1081999 Group Totals</b>            | <b>-\$5,617.90</b>         | <b>-\$16,853.70</b>                | <b>\$45,789.70</b>          | <b>\$166,641.36</b>                | <b>\$790,288.27</b>         | <b>\$606,793.21</b>       | <b>6.50%</b> | <b>23.22%</b> | <b>76.78%</b> |
| <b>PERSONAL SERVICES</b>                           | <b>\$0.00</b>              | <b>\$0.00</b>                      | <b>\$51,407.60</b>          | <b>\$183,495.06</b>                |                             | <b>\$606,793.21</b>       |              |               |               |
| <b>Group 01082000 - 01082999 SUPPLIES</b>          |                            |                                    |                             |                                    |                             |                           |              |               |               |
| 1000- 01082001 GENERAL OFFICE SUPPLIES             | \$0.00                     | \$0.00                             | \$0.00                      | \$10.24                            | \$10,000.00                 | \$9,989.76                | 0.00%        | 0.10%         | 99.90%        |
|  | \$0.00                     | \$0.00                             | \$0.00                      | \$10.24                            |                             | \$9,989.76                |              |               |               |
| 1000- 01082002 SMALL EQUIPMENT                     | \$0.00                     | \$0.00                             | \$236.50                    | \$317.30                           | \$25,000.00                 | \$24,682.70               | 0.95%        | 1.27%         | 98.73%        |
|  | \$0.00                     | \$0.00                             | \$236.50                    | \$317.30                           |                             | \$24,682.70               |              |               |               |
| 1000- 01082003 JANITORIAL SUPPLIES                 | \$0.00                     | \$0.00                             | \$176.86                    | \$9,259.90                         | \$27,000.00                 | \$17,740.10               | 0.66%        | 34.30%        | 65.70%        |
|  | \$0.00                     | \$0.00                             | \$176.86                    | \$9,259.90                         |                             | \$17,740.10               |              |               |               |
| 1000- 01082006 CLOTHING AND UNIFORMS               | \$0.00                     | \$0.00                             | \$39.92                     | \$89.82                            | \$2,000.00                  | \$1,910.18                | 2.00%        | 4.49%         | 95.51%        |
|  | \$0.00                     | \$0.00                             | \$39.92                     | \$89.82                            |                             | \$1,910.18                |              |               |               |
| 1000- 01082007 FUELS, OILS, & LUBRICANTS           | \$0.00                     | \$0.00                             | \$408.51                    | \$664.56                           | \$6,000.00                  | \$5,335.44                | 6.81%        | 11.08%        | 88.92%        |
|  | \$0.00                     | \$0.00                             | \$408.51                    | \$664.56                           |                             | \$5,335.44                |              |               |               |
| 1000- 01082008 TIRES & TUBES                       | \$0.00                     | \$0.00                             | \$0.00                      | \$0.00                             | \$2,000.00                  | \$2,000.00                | 0.00%        | 0.00%         | 100.00%       |
|  | \$0.00                     | \$0.00                             | \$0.00                      | \$0.00                             |                             | \$2,000.00                |              |               |               |
| 1000- 01082020 BUILDING MATERIALS AND SUPPLIES     | \$0.00                     | \$0.00                             | \$2,498.66                  | \$11,395.82                        | \$65,000.00                 | \$53,604.18               | 3.84%        | 17.53%        | 82.47%        |
|  | \$0.00                     | \$0.00                             | \$2,498.66                  | \$11,395.82                        |                             | \$53,604.18               |              |               |               |
| 1000- 01082021 PAINTS & METALS                     | \$0.00                     | \$0.00                             | \$0.00                      | \$0.00                             | \$18,000.00                 | \$18,000.00               | 0.00%        | 0.00%         | 100.00%       |
|  | \$0.00                     | \$0.00                             | \$0.00                      | \$0.00                             |                             | \$18,000.00               |              |               |               |
| 1000- 01082022 PLUMBING & ELECTRICAL               | \$0.00                     | \$0.00                             | \$808.31                    | \$1,212.58                         | \$18,000.00                 | \$16,787.42               | 4.49%        | 6.74%         | 93.26%        |
|  | \$0.00                     | \$0.00                             | \$808.31                    | \$1,212.58                         |                             | \$16,787.42               |              |               |               |
| 1000- 01082023 REPAIR PARTS                        | \$0.00                     | \$0.00                             | \$30.37                     | \$1,620.94                         | \$55,000.00                 | \$53,379.06               | 0.06%        | 2.95%         | 97.05%        |
|  | \$0.00                     | \$0.00                             | \$30.37                     | \$1,620.94                         |                             | \$53,379.06               |              |               |               |
| 1000- 01082024 MAINTENANCE & SERVICE CONTRACTS     | \$0.00                     | \$0.00                             | \$1,990.48                  | \$24,518.86                        | \$24,000.00                 | -\$518.86                 | 8.29%        | 0.00%         | 0.00%         |
|  | \$0.00                     | \$0.00                             | \$1,990.48                  | \$24,518.86                        |                             | -\$518.86                 |              |               |               |



Month 3  
 Date Range 3/1/2026 - 3/31/2026  
 Fund Range 1000 - 6400  
 Dept Range 0001 - 9999 Item Range 0001 - 9999

### CRAIGHEAD COUNTY BUDGET DETAIL REPORT

4/3/2026 12:16:06 PM

Page 16

Pg Brk Dept N Only W/Budget Amt N Show Act Balance N  
 No % N Only W/Balances N No Adj Expenditures N  
 No Shade N Only W/Transactions N No Adj Budget Y

| Description                                     | Transfers<br>Appropriation | YTD Transfers<br>YTD Appropriation | Expenditures<br>Adj Expend. | YTD Expenditures<br>Adj YTD Expend          | Original Budget       | Balance<br>Actual Balance | %<br>Used    | YTD %<br>Used | %<br>Left      |
|---|----------------------------|------------------------------------|-----------------------------|---|-----------------------|---------------------------|--------------|---------------|----------------|
| <b>Fund 1000 COUNTY GENERAL</b>                 |                            |                                    |                             | <b>Department 0108 BUILDING MAINTENANCE</b> |                       |                           |              |               |                |
| <b>Group 01084000 - 01084999 CAPITAL OUTLAY</b> |                            |                                    |                             |   |                       |                           |              |               |                |
| 1000- 01084002 BUILDINGS AND IMPROVEMENTS       | \$0.00                     | \$0.00                             | \$0.00                      | \$0.00                                      | \$10.00               | \$10.00                   | 0.00%        | 0.00%         | 100.00%        |
| 1000- 01084003 IMPROVEMENTS OTHER THAN BUILDINC | \$0.00                     | \$0.00                             | \$0.00                      | \$0.00                                      | \$20,000.00           | \$20,000.00               | 0.00%        | 0.00%         | 100.00%        |
| 1000- 01084004 MACHINERY AND EQUIPMENT          | \$0.00                     | \$0.00                             | \$0.00                      | \$0.00                                      | \$20,000.00           | \$20,000.00               | 0.00%        | 0.00%         | 100.00%        |
| <b>108 1084000 1084999 Group Totals</b>         | <b>\$0.00</b>              | <b>\$0.00</b>                      | <b>\$0.00</b>               | <b>\$0.00</b>                               | <b>\$40,010.00</b>    | <b>\$40,010.00</b>        | <b>0.00%</b> | <b>0.00%</b>  | <b>100.00%</b> |
| <b>CAPITAL OUTLAY</b>                           | <b>\$0.00</b>              | <b>\$0.00</b>                      | <b>\$0.00</b>               | <b>\$0.00</b>                               |                       | <b>\$40,010.00</b>        | <b>0.00%</b> | <b>0.00%</b>  | <b>100.00%</b> |
| <b>1000 0108 Department Totals</b>              | <b>-\$5,617.90</b>         | <b>-\$16,853.70</b>                | <b>\$59,074.38</b>          | <b>\$238,515.58</b>                         | <b>\$1,132,607.32</b> | <b>\$877,238.04</b>       |              |               |                |
| <b>BUILDING MAINTENANCE</b>                     | <b>\$0.00</b>              | <b>\$0.00</b>                      | <b>\$64,692.28</b>          | <b>\$255,369.28</b>                         |                       | <b>\$877,238.04</b>       | <b>5.71%</b> | <b>22.55%</b> | <b>77.45%</b>  |

Month 3  
 Date Range 3/1/2026 - 3/31/2026  
 Fund Range 1000 - 6400  
 Dept Range 0001 - 9999

### CRAIGHEAD COUNTY BUDGET DETAIL REPORT

4/3/2026 12:16:06 PM

Page 17

Pg Brk Dept N Only W/Budget Amt N Show Act Balance N  
 No % N Only W/Balances N No Adj Expenditures N  
 No Shade N Only W/Transactions N No Adj Budget Y

| Description   | Transfers<br>Appropriation | YTD Transfers<br>YTD Appropriation | Expenditures<br>Adj Expend. | YTD Expenditures<br>Adj YTD Expend | Original Budget                   | Balance<br>Actual Balance | %<br>Used     | YTD %<br>Used | %<br>Left     |
|---|----------------------------|------------------------------------|-----------------------------|------------------------------------|-----------------------------------|---------------------------|---------------|---------------|---------------|
| <b>Fund 1000 COUNTY GENERAL</b>                               |                            |                                    | <b>Department</b>           | <b>0109</b>                        | <b>COUNTY ELECTION COMMISSION</b> |                           |               |               |               |
| <b>Group 01090100 - 01091999 PERSONAL SERVICES</b>            |                            |                                    |                             |                                    |                                   |                           |               |               |               |
| 1000- 01091001 SALARIES                                       | \$0.00                     | \$0.00                             | \$3,819.81                  | \$14,899.31                        | \$61,719.04                       | \$46,819.73               | 6.19%         | 24.14%        | 75.86%        |
| 1000- 01091003 EXTRA HELP ( EARLY VOTE POLL WORKI             | \$0.00                     | \$0.00                             | \$25,873.85                 | \$28,059.65                        | \$75,000.00                       | \$46,940.35               | 34.50%        | 37.41%        | 62.59%        |
| 1000- 01091006 SOCIAL SECURITY MATCH                          | \$0.00                     | \$0.00                             | \$2,560.42                  | \$3,392.75                         | \$10,459.01                       | \$7,066.26                | 24.48%        | 32.44%        | 67.56%        |
| 1000- 01091007 RETIREMENT MATCH                               | \$0.00                     | \$0.00                             | \$1,090.53                  | \$2,544.57                         | \$9,455.36                        | \$6,910.79                | 11.53%        | 26.91%        | 73.09%        |
| 1000- 01091009 HEALTH INSURANCE MATCH                         | -\$580.66                  | -\$1,741.98                        | \$0.00                      | \$0.00                             | \$6,970.52                        | \$5,228.54                | 8.33%         | 24.99%        | 75.01%        |
| 1000- 01091010 WORKMEN'S COMPENSATION                         | \$0.00                     | \$0.00                             | \$0.00                      | \$96.67                            | \$96.67                           | \$0.00                    | 0.00%         | 100.00%       | 0.00%         |
| 1000- 01091011 UNEMPLOYMENT COMPENSATION                      | \$0.00                     | \$0.00                             | \$0.00                      | \$0.00                             | \$288.00                          | \$288.00                  | 0.00%         | 0.00%         | 100.00%       |
| 1000- 01091012 OTHER FRINGE BENEFITS(INCL WELLNE              | \$0.00                     | \$0.00                             | \$0.00                      | \$0.00                             | \$50.00                           | \$50.00                   | 0.00%         | 0.00%         | 100.00%       |
| 1000- 01091016 LIFE INSURANCE                                 | \$0.00                     | \$0.00                             | \$4.44                      | \$6.66                             | \$100.00                          | \$93.34                   | 4.44%         | 6.66%         | 93.34%        |
| 1000- 01091017 VACATION PERSONAL TIME BUYBACK                 | \$0.00                     | \$0.00                             | \$0.00                      | \$0.00                             | \$100.00                          | \$100.00                  | 0.00%         | 0.00%         | 100.00%       |
| 1000- 01091018 HEALTH INSURANCE REIMBURSEMENT                 | \$0.00                     | \$0.00                             | \$0.00                      | \$0.00                             | \$100.00                          | \$100.00                  | 0.00%         | 0.00%         | 100.00%       |
| <b>109 1090100 1091999 Group Totals</b>                       | <b>-\$580.66</b>           | <b>-\$1,741.98</b>                 | <b>\$33,349.05</b>          | <b>\$48,999.61</b>                 | <b>\$164,338.60</b>               | <b>\$113,597.01</b>       | <b>20.65%</b> | <b>30.88%</b> | <b>69.12%</b> |
| <b>PERSONAL SERVICES</b>                                      | <b>\$0.00</b>              | <b>\$0.00</b>                      | <b>\$33,929.71</b>          | <b>\$50,741.59</b>                 |                                   | <b>\$113,597.01</b>       | <b>20.65%</b> | <b>30.88%</b> | <b>69.12%</b> |
| <b>Group 01092000 - 01092999 SUPPLIES</b>                     |                            |                                    |                             |                                    |                                   |                           |               |               |               |
| 1000- 01092001 GENERAL OFFICE SUPPLIES                        | \$0.00                     | \$0.00                             | \$475.13                    | \$475.13                           | \$9,000.00                        | \$8,524.87                | 5.28%         | 5.28%         | 94.72%        |
| 1000- 01092002 SMALL EQUIPMENT                                | \$0.00                     | \$0.00                             | \$320.53                    | \$320.53                           | \$4,000.00                        | \$3,679.47                | 8.01%         | 8.01%         | 91.99%        |
| <b>109 1092000 1092999 Group Totals</b>                       | <b>\$0.00</b>              | <b>\$0.00</b>                      | <b>\$795.66</b>             | <b>\$795.66</b>                    | <b>\$13,000.00</b>                | <b>\$12,204.34</b>        | <b>6.12%</b>  | <b>6.12%</b>  | <b>93.88%</b> |
| <b>SUPPLIES</b>   | <b>\$0.00</b>              | <b>\$0.00</b>                      | <b>\$795.66</b>             | <b>\$795.66</b>                    |                                   | <b>\$12,204.34</b>        | <b>6.12%</b>  | <b>6.12%</b>  | <b>93.88%</b> |
| <b>Group 01093000 - 01093999 OTHER SERVICES &amp; CHARGES</b> |                            |                                    |                             |                                    |                                   |                           |               |               |               |
| 1000- 01093005 SPECIAL LEGAL                                  | \$0.00                     | \$0.00                             | \$0.00                      | \$0.00                             | \$10.00                           | \$10.00                   | 0.00%         | 0.00%         | 100.00%       |
| 1000- 01093009 OTHER PROFESSIONAL SERVICES                    | \$0.00                     | \$0.00                             | \$0.00                      | \$0.00                             | \$4,000.00                        | \$4,000.00                | 0.00%         | 0.00%         | 100.00%       |
| 1000- 01093020 TELEPHONE & FAX -LANDLINE                      | \$0.00                     | \$0.00                             | \$289.38                    | \$583.12                           | \$800.00                          | \$216.88                  | 36.17%        | 72.89%        | 27.11%        |
| 1000- 01093021 POSTAGE  | \$0.00                     | \$0.00                             | \$0.00                      | \$0.00                             | \$1,000.00                        | \$1,000.00                | 0.00%         | 0.00%         | 100.00%       |
| 1000- 01093023 INTERNET CONNECTION                            | \$0.00                     | \$0.00                             | \$625.95                    | \$1,877.85                         | \$3,800.00                        | \$1,922.15                | 16.47%        | 49.42%        | 50.58%        |
| 1000- 01093030 TRAVEL   | \$0.00                     | \$0.00                             | \$538.92                    | \$538.92                           | \$2,000.00                        | \$1,461.08                | 26.95%        | 26.95%        | 73.05%        |
| 1000- 01093040 ADVERTISING & PUBLICATION                      | \$0.00                     | \$0.00                             | \$1,039.50                  | \$1,117.50                         | \$10,000.00                       | \$8,882.50                | 10.40%        | 11.18%        | 88.82%        |

Month 3  
 Date Range 3/1/2026 - 3/31/2026  
 Fund Range 1000 - 6400  
 Dept Range 0001 - 9999 Item Range 0001 - 9999

**CRAIGHEAD COUNTY BUDGET DETAIL REPORT**

4/3/2026 12:16:06 PM

Page 18

Pg Brk Dept N Only W/Budget Amt N Show Act Balance N  
 No % N Only W/Balances N No Adj Expenditures N  
 No Shade N Only W/Transactions N No Adj Budget Y

| Description   | Transfers<br>Appropriation | YTD Transfers<br>YTD Appropriation | Expenditures<br>Adj Expend. | YTD Expenditures<br>Adj YTD Expend | Original Budget                     | Balance<br>Actual Balance | %<br>Used     | YTD %<br>Used | %<br>Left      |
|---|----------------------------|------------------------------------|-----------------------------|------------------------------------|-------------------------------------|---------------------------|---------------|---------------|----------------|
| <b>Fund 1000 COUNTY GENERAL</b>                               |                            |                                    | <b>Department</b>           | <b>0109</b>                        | <b>COUNTY ELECTION COMMISSION</b>   |                           |               |               |                |
| <b>Group 01093000 - 01093999 OTHER SERVICES &amp; CHARGES</b> |                            |                                    |                             |                                    |                                     |                           |               |               |                |
| 1000- 01093052  | \$0.00                     | \$0.00                             | \$0.00                      | \$3,622.50                         | \$3,622.50                          | \$0.00                    |               |               |                |
| FIRE & EXTENDED COVERAGE                                      | \$0.00                     | \$0.00                             | \$0.00                      | \$3,622.50                         |                                     | \$0.00                    | 0.00%         | 100.00%       | 0.00%          |
| 1000- 01093053  | \$0.00                     | \$0.00                             | \$0.00                      | \$2,537.50                         | \$2,537.50                          | \$0.00                    |               |               |                |
| FLEET LIABILITY (ELECTION EQUIP-SCHE                          | \$0.00                     | \$0.00                             | \$0.00                      | \$2,537.50                         |                                     | \$0.00                    | 0.00%         | 100.00%       | 0.00%          |
| 1000- 01093055  | \$0.00                     | \$0.00                             | \$0.00                      | \$1,500.00                         | \$1,500.00                          | \$0.00                    |               |               |                |
| GENERAL LIABILITY E.O.  | \$0.00                     | \$0.00                             | \$0.00                      | \$1,500.00                         |                                     | \$0.00                    | 0.00%         | 100.00%       | 0.00%          |
| 1000- 01093060  | \$0.00                     | \$0.00                             | \$590.48                    | \$2,376.08                         | \$6,000.00                          | \$3,623.92                |               |               |                |
| UTILITIES - ELECTRICITY                                       | \$0.00                     | \$0.00                             | \$590.48                    | \$2,376.08                         |                                     | \$3,623.92                | 9.84%         | 39.60%        | 60.40%         |
| 1000- 01093094  | \$0.00                     | \$0.00                             | \$0.00                      | \$0.00                             | \$10.00                             | \$10.00                   |               |               |                |
| MEALS & LODGING   | \$0.00                     | \$0.00                             | \$0.00                      | \$0.00                             |                                     | \$10.00                   | 0.00%         | 0.00%         | 100.00%        |
| 1000- 01093100  | \$0.00                     | \$0.00                             | \$0.00                      | \$0.00                             | \$7,500.00                          | \$7,500.00                |               |               |                |
| OTHER MISCELLANEOUS   | \$0.00                     | \$0.00                             | \$0.00                      | \$0.00                             |                                     | \$7,500.00                | 0.00%         | 0.00%         | 100.00%        |
| 1000- 01093101  | \$0.00                     | \$0.00                             | \$0.00                      | \$0.00                             | \$1,000.00                          | \$1,000.00                |               |               |                |
| TRAINING & EDUCATION  | \$0.00                     | \$0.00                             | \$0.00                      | \$0.00                             |                                     | \$1,000.00                | 0.00%         | 0.00%         | 100.00%        |
| 1000- 01093102  | \$0.00                     | \$0.00                             | \$8,639.27                  | \$31,024.13                        | \$75,143.83                         | \$44,119.70               |               |               |                |
| COMP SOFTWARESUPPORT/MAINT/REC                                | \$0.00                     | \$0.00                             | \$8,639.27                  | \$31,024.13                        |                                     | \$44,119.70               | 11.50%        | 41.29%        | 58.71%         |
| <b>109 1093000 1093999 Group Totals</b>                       | <b>\$0.00</b>              | <b>\$0.00</b>                      | <b>\$11,723.50</b>          | <b>\$45,177.60</b>                 | <b>\$118,923.83</b>                 | <b>\$73,746.23</b>        |               |               |                |
| <b>OTHER SERVICES &amp; CHARGES</b>                           | <b>\$0.00</b>              | <b>\$0.00</b>                      | <b>\$11,723.50</b>          | <b>\$45,177.60</b>                 |                                     | <b>\$73,746.23</b>        | <b>9.86%</b>  | <b>37.99%</b> | <b>62.01%</b>  |
| <b>Group 01094000 - 01094999 CAPITAL OUTLAY</b>               |                            |                                    |                             |                                    |                                     |                           |               |               |                |
| 1000- 01094004  | \$0.00                     | \$0.00                             | \$0.00                      | \$0.00                             | \$3,000.00                          | \$3,000.00                |               |               |                |
| MACHINERY AND EQUIPMENT                                       | \$0.00                     | \$0.00                             | \$0.00                      | \$0.00                             |                                     | \$3,000.00                | 0.00%         | 0.00%         | 100.00%        |
| <b>109 1094000 1094999 Group Totals</b>                       | <b>\$0.00</b>              | <b>\$0.00</b>                      | <b>\$0.00</b>               | <b>\$0.00</b>                      | <b>\$3,000.00</b>                   | <b>\$3,000.00</b>         |               |               |                |
| <b>CAPITAL OUTLAY</b>   | <b>\$0.00</b>              | <b>\$0.00</b>                      | <b>\$0.00</b>               | <b>\$0.00</b>                      |                                     | <b>\$3,000.00</b>         | <b>0.00%</b>  | <b>0.00%</b>  | <b>100.00%</b> |
| <b>1000 0109 Department Totals</b>                            | <b>-\$580.66</b>           | <b>-\$1,741.98</b>                 | <b>\$45,868.21</b>          | <b>\$94,972.87</b>                 | <b>\$299,262.43</b>                 | <b>\$202,547.58</b>       |               |               |                |
| <b>COUNTY ELECTION COMMISSION</b>                             | <b>\$0.00</b>              | <b>\$0.00</b>                      | <b>\$46,448.87</b>          | <b>\$96,714.85</b>                 |                                     | <b>\$202,547.58</b>       | <b>15.52%</b> | <b>32.32%</b> | <b>67.68%</b>  |
| <b>Fund 1000 COUNTY GENERAL</b>                               |                            |                                    | <b>Department</b>           | <b>0110</b>                        | <b>COUNTY PLANNING BOARD (MAPC)</b> |                           |               |               |                |
| <b>Group 01103000 - 01103999 OTHER SERVICES &amp; CHARGES</b> |                            |                                    |                             |                                    |                                     |                           |               |               |                |
| 1000- 01103004  | \$0.00                     | \$0.00                             | \$0.00                      | \$0.00                             | \$15,000.00                         | \$15,000.00               |               |               |                |
| ENGINEERING AND ARCHITECTURAL                                 | \$0.00                     | \$0.00                             | \$0.00                      | \$0.00                             |                                     | \$15,000.00               | 0.00%         | 0.00%         | 100.00%        |
| <b>110 1103000 1103999 Group Totals</b>                       | <b>\$0.00</b>              | <b>\$0.00</b>                      | <b>\$0.00</b>               | <b>\$0.00</b>                      | <b>\$15,000.00</b>                  | <b>\$15,000.00</b>        |               |               |                |
| <b>OTHER SERVICES &amp; CHARGES</b>                           | <b>\$0.00</b>              | <b>\$0.00</b>                      | <b>\$0.00</b>               | <b>\$0.00</b>                      |                                     | <b>\$15,000.00</b>        | <b>0.00%</b>  | <b>0.00%</b>  | <b>100.00%</b> |
| <b>1000 0110 Department Totals</b>                            | <b>\$0.00</b>              | <b>\$0.00</b>                      | <b>\$0.00</b>               | <b>\$0.00</b>                      | <b>\$15,000.00</b>                  | <b>\$15,000.00</b>        |               |               |                |
| <b>COUNTY PLANNING BOARD (MAPC)</b>                           | <b>\$0.00</b>              | <b>\$0.00</b>                      | <b>\$0.00</b>               | <b>\$0.00</b>                      |                                     | <b>\$15,000.00</b>        | <b>0.00%</b>  | <b>0.00%</b>  | <b>100.00%</b> |

Month 3  
 Date Range 3/1/2026 - 3/31/2026  
 Fund Range 1000 - 6400  
 Dept Range 0001 - 9999

**CRAIGHEAD COUNTY BUDGET DETAIL REPORT**

4/3/2026 12:16:06 PM

Page 19

Pg Brk Dept N Only W/Budget Amt N Show Act Balance N  
 No % N Only W/Balances N No Adj Expenditures N  
 No Shade N Only W/Transactions N No Adj Budget Y

| Description   | Transfers<br>Appropriation | YTD Transfers<br>YTD Appropriation | Expenditures<br>Adj Expend. | YTD Expenditures<br>Adj YTD Expend | Original Budget          | Balance<br>Actual Balance | %<br>Used    | YTD %<br>Used | %<br>Left     |
|---|----------------------------|------------------------------------|-----------------------------|------------------------------------|--------------------------|---------------------------|--------------|---------------|---------------|
| <b>Fund 1000 COUNTY GENERAL</b>                               |                            |                                    | <b>Department</b>           | <b>0114</b>                        | <b>COMPUTER SERVICES</b> |                           |              |               |               |
| <b>Group 01140100 - 01141999 PERSONAL SERVICES</b>            |                            |                                    |                             |                                    |                          |                           |              |               |               |
| 1000- 01141001 SALARIES                                       | \$0.00                     | \$0.00                             | \$7,062.02                  | \$29,267.62                        | \$142,536.29             | \$113,268.67              | 4.96%        | 20.53%        | 79.47%        |
| 1000- 01141006 SOCIAL SECURITY MATCH                          | \$0.00                     | \$0.00                             | \$1,064.58                  | \$2,486.53                         | \$10,904.03              | \$8,417.50                | 9.76%        | 22.80%        | 77.20%        |
| 1000- 01141007 RETIREMENT MATCH                               | \$0.00                     | \$0.00                             | \$2,153.52                  | \$5,029.87                         | \$21,836.56              | \$16,806.69               | 9.86%        | 23.03%        | 76.97%        |
| 1000- 01141009 HEALTH INSURANCE MATCH                         | -\$1,161.32                | -\$3,483.96                        | \$0.00                      | \$0.00                             | \$13,941.04              | \$10,457.08               | 8.33%        | 24.99%        | 75.01%        |
| 1000- 01141010 WORKMEN'S COMPENSATION                         | \$0.00                     | \$0.00                             | \$0.00                      | \$180.46                           | \$180.55                 | \$0.09                    | 0.00%        | 99.95%        | 0.05%         |
| 1000- 01141011 UNEMPLOYMENT COMPENSATION                      | \$0.00                     | \$0.00                             | \$0.00                      | \$0.00                             | \$576.00                 | \$576.00                  | 0.00%        | 0.00%         | 100.00%       |
| 1000- 01141012 OTHER FRINGE BENEFITS(INCL HLTH IN)            | \$0.00                     | \$0.00                             | \$0.00                      | \$0.00                             | \$100.00                 | \$100.00                  | 0.00%        | 0.00%         | 100.00%       |
| 1000- 01141016 LIFE INSURANCE                                 | \$0.00                     | \$0.00                             | \$8.88                      | \$13.32                            | \$100.00                 | \$86.68                   | 8.88%        | 13.32%        | 86.68%        |
| 1000- 01141017 VACATION-PERSONAL TIME BUYBACK                 | \$0.00                     | \$0.00                             | \$0.00                      | \$0.00                             | \$500.00                 | \$500.00                  | 0.00%        | 0.00%         | 100.00%       |
| 1000- 01141018 HEALTH INSURANCE REIMBURSEMENT                 | \$0.00                     | \$0.00                             | \$0.00                      | \$0.00                             | \$100.00                 | \$100.00                  | 0.00%        | 0.00%         | 100.00%       |
| <b>114 1140100 1141999 Group Totals PERSONAL SERVICES</b>     | <b>-\$1,161.32</b>         | <b>-\$3,483.96</b>                 | <b>\$10,289.00</b>          | <b>\$36,977.80</b>                 | <b>\$190,774.47</b>      | <b>\$150,312.71</b>       | <b>6.00%</b> | <b>21.21%</b> | <b>78.79%</b> |
| <b>Group 01142000 - 01142999 SUPPLIES</b>                     |                            |                                    |                             |                                    |                          |                           |              |               |               |
| 1000- 01142001 GENERAL OFFICE SUPPLIES                        | \$0.00                     | \$0.00                             | \$213.25                    | \$337.32                           | \$8,000.00               | \$7,662.68                | 2.67%        | 4.22%         | 95.78%        |
| 1000- 01142002 SMALL EQUIPMENT                                | \$0.00                     | \$0.00                             | \$218.97                    | \$218.97                           | \$65,508.03              | \$65,289.06               | 0.33%        | 0.33%         | 99.67%        |
| 1000- 01142007 FUELS, OILS, AND LUBRICANTS                    | \$0.00                     | \$0.00                             | \$0.00                      | \$0.00                             | \$2,000.00               | \$2,000.00                | 0.00%        | 0.00%         | 100.00%       |
| 1000- 01142029 SMALL TOOLS(LESS THAN CAPITALIZATI)            | \$0.00                     | \$0.00                             | \$0.00                      | \$0.00                             | \$2,500.00               | \$2,500.00                | 0.00%        | 0.00%         | 100.00%       |
| <b>114 1142000 1142999 Group Totals SUPPLIES</b>              | <b>\$0.00</b>              | <b>\$0.00</b>                      | <b>\$432.22</b>             | <b>\$556.29</b>                    | <b>\$78,008.03</b>       | <b>\$77,451.74</b>        | <b>0.55%</b> | <b>0.71%</b>  | <b>99.29%</b> |
| <b>Group 01143000 - 01143999 OTHER SERVICES &amp; CHARGES</b> |                            |                                    |                             |                                    |                          |                           |              |               |               |
| 1000- 01143009 OTHER PROFESSIONAL SERVICES                    | \$0.00                     | \$0.00                             | \$6,130.00                  | \$18,390.00                        | \$77,000.00              | \$58,610.00               | 7.96%        | 23.88%        | 76.12%        |
| 1000- 01143020 TELEPHONE&FAX-LANDLINE                         | \$0.00                     | \$0.00                             | \$96.66                     | \$171.18                           | \$1,700.00               | \$1,528.82                | 5.69%        | 10.07%        | 89.93%        |
| 1000- 01143021 POSTAGE  | \$0.00                     | \$0.00                             | \$0.00                      | \$0.00                             | \$150.00                 | \$150.00                  | 0.00%        | 0.00%         | 100.00%       |
| 1000- 01143022 CELL PHONES & PAGERS                           | \$0.00                     | \$0.00                             | \$193.17                    | \$579.51                           | \$2,200.00               | \$1,620.49                | 8.78%        | 26.34%        | 73.66%        |
| 1000- 01143023 INTERNET CONNECTION                            | \$0.00                     | \$0.00                             | \$1,578.16                  | \$4,734.48                         | \$20,000.00              | \$15,265.52               | 7.89%        | 23.67%        | 76.33%        |
| 1000- 01143030 TRAVEL   | \$0.00                     | \$0.00                             | \$144.15                    | \$144.15                           | \$2,500.00               | \$2,355.85                | 5.77%        | 5.77%         | 94.23%        |

Month 3  
 Date Range 3/1/2026 - 3/31/2026  
 Fund Range 1000 - 6400  
 Dept Range 0001 - 9999 Item Range 0001 - 9999

### CRAIGHEAD COUNTY BUDGET DETAIL REPORT

4/3/2026 12:16:06 PM

Page 20

Pg Brk Dept N Only W/Budget Amt N Show Act Balance N  
 No % N Only W/Balances N No Adj Expenditures N  
 No Shade N Only W/Transactions N No Adj Budget Y

| Description   | Transfers<br>Appropriation | YTD Transfers<br>YTD Appropriation | Expenditures<br>Adj Expend. | YTD Expenditures<br>Adj YTD Expend | Original Budget     | Balance<br>Actual Balance | %<br>Used    | YTD %<br>Used | %<br>Left      |
|---|----------------------------|------------------------------------|-----------------------------|------------------------------------|---------------------|---------------------------|--------------|---------------|----------------|
| <b>Fund 1000 COUNTY GENERAL</b>                               |                            |                                    |                             |                                    |                     |                           |              |               |                |
| <b>Group 01143000 - 01143999 OTHER SERVICES &amp; CHARGES</b> |                            |                                    |                             |                                    |                     |                           |              |               |                |
| 1000- 01143040  | \$0.00                     | \$0.00                             | \$0.00                      | \$0.00                             | \$300.00            | \$300.00                  |              |               |                |
| ADVERTISING & PUBLICATIONS                                    | \$0.00                     | \$0.00                             | \$0.00                      | \$0.00                             | \$300.00            | \$300.00                  | 0.00%        | 0.00%         | 100.00%        |
| 1000- 01143052  | \$0.00                     | \$0.00                             | \$0.00                      | \$2,701.67                         | \$2,701.67          | \$0.00                    |              |               |                |
| FIRE & EXTENDED COVERAGE                                      | \$0.00                     | \$0.00                             | \$0.00                      | \$2,701.67                         | \$0.00              | \$0.00                    | 0.00%        | 100.00%       | 0.00%          |
| 1000- 01143055  | \$0.00                     | \$0.00                             | \$0.00                      | \$524.99                           | \$524.99            | \$0.00                    |              |               |                |
| GENERAL LIABILITY E.O.  | \$0.00                     | \$0.00                             | \$0.00                      | \$524.99                           | \$0.00              | \$0.00                    | 0.00%        | 100.00%       | 0.00%          |
| 1000- 01143060  | \$0.00                     | \$0.00                             | \$123.04                    | \$262.85                           | \$2,500.00          | \$2,237.15                |              |               |                |
| UTILITIES - ELECTRICITY                                       | \$0.00                     | \$0.00                             | \$123.04                    | \$262.85                           | \$2,237.15          | \$2,237.15                | 4.92%        | 10.51%        | 89.49%         |
| 1000- 01143061  | \$0.00                     | \$0.00                             | \$13.99                     | \$63.34                            | \$200.00            | \$136.66                  |              |               |                |
| UTILITIES - GAS   | \$0.00                     | \$0.00                             | \$13.99                     | \$63.34                            | \$136.66            | \$136.66                  | 7.00%        | 31.67%        | 68.33%         |
| 1000- 01143073  | \$0.00                     | \$0.00                             | \$160.74                    | \$498.29                           | \$2,000.00          | \$1,501.71                |              |               |                |
| LEASE MACHINERY & EQUIP(INC COPY N                            | \$0.00                     | \$0.00                             | \$160.74                    | \$498.29                           | \$1,501.71          | \$1,501.71                | 8.04%        | 24.92%        | 75.09%         |
| 1000- 01143090  | \$0.00                     | \$0.00                             | \$0.00                      | \$0.00                             | \$250.00            | \$250.00                  |              |               |                |
| DUES MEMBERSHIPS SUB  | \$0.00                     | \$0.00                             | \$0.00                      | \$0.00                             | \$250.00            | \$250.00                  | 0.00%        | 0.00%         | 100.00%        |
| 1000- 01143094  | \$0.00                     | \$0.00                             | \$0.00                      | \$0.00                             | \$500.00            | \$500.00                  |              |               |                |
| MEALS & LODGING   | \$0.00                     | \$0.00                             | \$0.00                      | \$0.00                             | \$500.00            | \$500.00                  | 0.00%        | 0.00%         | 100.00%        |
| 1000- 01143100  | \$0.00                     | \$0.00                             | \$0.00                      | \$0.00                             | \$500.00            | \$500.00                  |              |               |                |
| OTHER MISCELLANEOUS   | \$0.00                     | \$0.00                             | \$0.00                      | \$0.00                             | \$500.00            | \$500.00                  | 0.00%        | 0.00%         | 100.00%        |
| 1000- 01143101  | \$0.00                     | \$0.00                             | \$0.00                      | \$0.00                             | \$2,500.00          | \$2,500.00                |              |               |                |
| TRAINING & EDUCATION  | \$0.00                     | \$0.00                             | \$0.00                      | \$0.00                             | \$2,500.00          | \$2,500.00                | 0.00%        | 0.00%         | 100.00%        |
| 1000- 01143102  | \$0.00                     | \$0.00                             | \$8,551.54                  | \$58,543.54                        | \$86,079.54         | \$27,536.00               |              |               |                |
| COMP SOFTWARESUPPORT/MAINT/REC                                | \$0.00                     | \$0.00                             | \$8,551.54                  | \$58,543.54                        | \$27,536.00         | \$27,536.00               | 9.93%        | 68.01%        | 31.99%         |
| <b>114 1143000 1143999 Group Totals</b>                       | <b>\$0.00</b>              | <b>\$0.00</b>                      | <b>\$16,991.45</b>          | <b>\$86,614.00</b>                 | <b>\$201,606.20</b> | <b>\$114,992.20</b>       |              |               |                |
| <b>OTHER SERVICES &amp; CHARGES</b>                           | <b>\$0.00</b>              | <b>\$0.00</b>                      | <b>\$16,991.45</b>          | <b>\$86,614.00</b>                 | <b>\$114,992.20</b> | <b>\$114,992.20</b>       | <b>8.43%</b> | <b>42.96%</b> | <b>57.04%</b>  |
| <b>Group 01144000 - 01144999 CAPITAL OUTLAY</b>               |                            |                                    |                             |                                    |                     |                           |              |               |                |
| 1000- 01144004  | \$0.00                     | \$0.00                             | \$0.00                      | \$0.00                             | \$30,000.00         | \$30,000.00               |              |               |                |
| MACHINERY AND EQUIPMENT                                       | \$0.00                     | \$0.00                             | \$0.00                      | \$0.00                             | \$30,000.00         | \$30,000.00               | 0.00%        | 0.00%         | 100.00%        |
| <b>114 1144000 1144999 Group Totals</b>                       | <b>\$0.00</b>              | <b>\$0.00</b>                      | <b>\$0.00</b>               | <b>\$0.00</b>                      | <b>\$30,000.00</b>  | <b>\$30,000.00</b>        |              |               |                |
| <b>CAPITAL OUTLAY</b>   | <b>\$0.00</b>              | <b>\$0.00</b>                      | <b>\$0.00</b>               | <b>\$0.00</b>                      | <b>\$30,000.00</b>  | <b>\$30,000.00</b>        | <b>0.00%</b> | <b>0.00%</b>  | <b>100.00%</b> |
| <b>1000 0114 Department Totals</b>                            | <b>-\$1,161.32</b>         | <b>-\$3,483.96</b>                 | <b>\$27,712.67</b>          | <b>\$124,148.09</b>                | <b>\$500,388.70</b> | <b>\$372,756.65</b>       |              |               |                |
| <b>COMPUTER SERVICES</b>                                      | <b>\$0.00</b>              | <b>\$0.00</b>                      | <b>\$28,873.99</b>          | <b>\$127,632.05</b>                |                     | <b>\$372,756.65</b>       | <b>5.77%</b> | <b>25.51%</b> | <b>74.49%</b>  |

Month 3  
 Date Range 3/1/2026 - 3/31/2026  
 Fund Range 1000 - 6400  
 Dept Range 0001 - 9999 Item Range 0001 - 9999

### CRAIGHEAD COUNTY BUDGET DETAIL REPORT

4/3/2026 12:16:06 PM

Page 21

Pg Brk Dept N Only W/Budget Amt N Show Act Balance N  
 No % N Only W/Balances N No Adj Expenditures N  
 No Shade N Only W/Transactions N No Adj Budget Y

| Description   | Transfers<br>Appropriation | YTD Transfers<br>YTD Appropriation | Expenditures<br>Adj Expend. | YTD Expenditures<br>Adj YTD Expend | Original Budget                    | Balance<br>Actual Balance | %<br>Used    | YTD %<br>Used | %<br>Left      |
|---|----------------------------|------------------------------------|-----------------------------|------------------------------------|------------------------------------|---------------------------|--------------|---------------|----------------|
| <b>Fund 1000 COUNTY GENERAL</b>                               |                            |                                    | <b>Department</b>           | <b>0117</b>                        | <b>LAKE CITY CLERK</b>             |                           |              |               |                |
| <b>Group 01173000 - 01173999 OTHER SERVICES &amp; CHARGES</b> |                            |                                    |                             |                                    |                                    |                           |              |               |                |
| 1000- 01173020 TELEPHONE & FAX-LANDLINE                       | \$0.00                     | \$0.00                             | \$40.28                     | \$102.38                           | \$1,000.00                         | \$897.62                  | 4.03%        | 10.24%        | 89.76%         |
| 1000- 01173052 FIRE & EXTENDED COVERAGE                       | \$0.00                     | \$0.00                             | \$0.00                      | \$2,873.50                         | \$2,873.50                         | \$0.00                    | 0.00%        | 100.00%       | 0.00%          |
| 1000- 01173060 UTILITIES - ELECTRICITY                        | \$0.00                     | \$0.00                             | \$289.91                    | \$616.72                           | \$7,800.00                         | \$7,183.28                | 3.72%        | 7.91%         | 92.09%         |
| 1000- 01173061 UTILITIES - GAS                                | \$0.00                     | \$0.00                             | \$317.66                    | \$1,282.43                         | \$1,800.00                         | \$517.57                  | 17.65%       | 71.25%        | 28.75%         |
| 1000- 01173062 UTILITIES WATER                                | \$0.00                     | \$0.00                             | \$63.32                     | \$131.28                           | \$1,000.00                         | \$868.72                  | 6.33%        | 13.13%        | 86.87%         |
| 1000- 01173063 WASTE DISPOSAL                                 | \$0.00                     | \$0.00                             | \$0.00                      | \$0.00                             | \$75.00                            | \$75.00                   | 0.00%        | 0.00%         | 100.00%        |
| 1000- 01173100 OTHER MISCELLANEOUS                            | \$0.00                     | \$0.00                             | \$0.00                      | \$0.00                             | \$10.00                            | \$10.00                   | 0.00%        | 0.00%         | 100.00%        |
| <b>117 1173000 1173999 Group Totals</b>                       | <b>\$0.00</b>              | <b>\$0.00</b>                      | <b>\$711.17</b>             | <b>\$5,006.31</b>                  | <b>\$14,558.50</b>                 | <b>\$9,552.19</b>         | <b>4.88%</b> | <b>34.39%</b> | <b>65.61%</b>  |
| <b>OTHER SERVICES &amp; CHARGES</b>                           | <b>\$0.00</b>              | <b>\$0.00</b>                      | <b>\$711.17</b>             | <b>\$5,006.31</b>                  |                                    | <b>\$9,552.19</b>         | <b>4.88%</b> | <b>34.39%</b> | <b>65.61%</b>  |
| <b>1000 0117 Department Totals</b>                            | <b>\$0.00</b>              | <b>\$0.00</b>                      | <b>\$711.17</b>             | <b>\$5,006.31</b>                  | <b>\$14,558.50</b>                 | <b>\$9,552.19</b>         | <b>4.88%</b> | <b>34.39%</b> | <b>65.61%</b>  |
| <b>LAKE CITY CLERK</b>  | <b>\$0.00</b>              | <b>\$0.00</b>                      | <b>\$711.17</b>             | <b>\$5,006.31</b>                  |                                    | <b>\$9,552.19</b>         | <b>4.88%</b> | <b>34.39%</b> | <b>65.61%</b>  |
| <b>Fund 1000 COUNTY GENERAL</b>                               |                            |                                    | <b>Department</b>           | <b>0118</b>                        | <b>SOIL CONSERVATION DISTRICT</b>  |                           |              |               |                |
| <b>Group 01183000 - 01183999 OTHER SERVICES &amp; CHARGES</b> |                            |                                    |                             |                                    |                                    |                           |              |               |                |
| 1000- 01183009 OTHER PROFESSIONAL SERVICES                    | \$0.00                     | \$0.00                             | \$0.00                      | \$0.00                             | \$11,000.00                        | \$11,000.00               | 0.00%        | 0.00%         | 100.00%        |
| <b>118 1183000 1183999 Group Totals</b>                       | <b>\$0.00</b>              | <b>\$0.00</b>                      | <b>\$0.00</b>               | <b>\$0.00</b>                      | <b>\$11,000.00</b>                 | <b>\$11,000.00</b>        | <b>0.00%</b> | <b>0.00%</b>  | <b>100.00%</b> |
| <b>OTHER SERVICES &amp; CHARGES</b>                           | <b>\$0.00</b>              | <b>\$0.00</b>                      | <b>\$0.00</b>               | <b>\$0.00</b>                      |                                    | <b>\$11,000.00</b>        | <b>0.00%</b> | <b>0.00%</b>  | <b>100.00%</b> |
| <b>1000 0118 Department Totals</b>                            | <b>\$0.00</b>              | <b>\$0.00</b>                      | <b>\$0.00</b>               | <b>\$0.00</b>                      | <b>\$11,000.00</b>                 | <b>\$11,000.00</b>        | <b>0.00%</b> | <b>0.00%</b>  | <b>100.00%</b> |
| <b>SOIL CONSERVATION DISTRICT</b>                             | <b>\$0.00</b>              | <b>\$0.00</b>                      | <b>\$0.00</b>               | <b>\$0.00</b>                      |                                    | <b>\$11,000.00</b>        | <b>0.00%</b> | <b>0.00%</b>  | <b>100.00%</b> |
| <b>Fund 1000 COUNTY GENERAL</b>                               |                            |                                    | <b>Department</b>           | <b>0119</b>                        | <b>CROWLEY'S RIDGE DEV COUNCIL</b> |                           |              |               |                |
| <b>Group 01193000 - 01193999 OTHER SERVICES &amp; CHARGES</b> |                            |                                    |                             |                                    |                                    |                           |              |               |                |
| 1000- 01193009 OTHER PROFESSIONAL SERVICES                    | \$0.00                     | \$0.00                             | \$0.00                      | \$0.00                             | \$5,000.00                         | \$5,000.00                | 0.00%        | 0.00%         | 100.00%        |
| <b>119 1193000 1193999 Group Totals</b>                       | <b>\$0.00</b>              | <b>\$0.00</b>                      | <b>\$0.00</b>               | <b>\$0.00</b>                      | <b>\$5,000.00</b>                  | <b>\$5,000.00</b>         | <b>0.00%</b> | <b>0.00%</b>  | <b>100.00%</b> |
| <b>OTHER SERVICES &amp; CHARGES</b>                           | <b>\$0.00</b>              | <b>\$0.00</b>                      | <b>\$0.00</b>               | <b>\$0.00</b>                      |                                    | <b>\$5,000.00</b>         | <b>0.00%</b> | <b>0.00%</b>  | <b>100.00%</b> |
| <b>1000 0119 Department Totals</b>                            | <b>\$0.00</b>              | <b>\$0.00</b>                      | <b>\$0.00</b>               | <b>\$0.00</b>                      | <b>\$5,000.00</b>                  | <b>\$5,000.00</b>         | <b>0.00%</b> | <b>0.00%</b>  | <b>100.00%</b> |
| <b>CROWLEY'S RIDGE DEV COUNCIL</b>                            | <b>\$0.00</b>              | <b>\$0.00</b>                      | <b>\$0.00</b>               | <b>\$0.00</b>                      |                                    | <b>\$5,000.00</b>         | <b>0.00%</b> | <b>0.00%</b>  | <b>100.00%</b> |
| <b>Fund 1000 COUNTY GENERAL</b>                               |                            |                                    | <b>Department</b>           | <b>0120</b>                        | <b>ECONOMIC DEVELOPMENT</b>        |                           |              |               |                |
| <b>Group 01203000 - 01203999 OTHER SERVICES &amp; CHARGES</b> |                            |                                    |                             |                                    |                                    |                           |              |               |                |
| 1000- 01203009 OTHER PROFESSIONAL SERVICES                    | \$0.00                     | \$0.00                             | \$0.00                      | \$0.00                             | \$143,250.00                       | \$143,250.00              | 0.00%        | 0.00%         | 100.00%        |
| <b>120 1203000 1203999 Group Totals</b>                       | <b>\$0.00</b>              | <b>\$0.00</b>                      | <b>\$0.00</b>               | <b>\$0.00</b>                      | <b>\$143,250.00</b>                | <b>\$143,250.00</b>       | <b>0.00%</b> | <b>0.00%</b>  | <b>100.00%</b> |
| <b>OTHER SERVICES &amp; CHARGES</b>                           | <b>\$0.00</b>              | <b>\$0.00</b>                      | <b>\$0.00</b>               | <b>\$0.00</b>                      |                                    | <b>\$143,250.00</b>       | <b>0.00%</b> | <b>0.00%</b>  | <b>100.00%</b> |
| <b>1000 0120 Department Totals</b>                            | <b>\$0.00</b>              | <b>\$0.00</b>                      | <b>\$0.00</b>               | <b>\$0.00</b>                      | <b>\$143,250.00</b>                | <b>\$143,250.00</b>       | <b>0.00%</b> | <b>0.00%</b>  | <b>100.00%</b> |
| <b>ECONOMIC DEVELOPMENT</b>                                   | <b>\$0.00</b>              | <b>\$0.00</b>                      | <b>\$0.00</b>               | <b>\$0.00</b>                      |                                    | <b>\$143,250.00</b>       | <b>0.00%</b> | <b>0.00%</b>  | <b>100.00%</b> |

Month 3  
 Date Range 3/1/2026 - 3/31/2026  
 Fund Range 1000 - 6400  
 Dept Range 0001 - 9999 Item Range 0001 - 9999

**CRAIGHEAD COUNTY BUDGET DETAIL REPORT**

4/3/2026 12:16:06 PM

Page 22

Pg Brk Dept N Only W/Budget Amt N Show Act Balance N  
 No % N Only W/Balances N No Adj Expenditures N  
 No Shade N Only W/Transactions N No Adj Budget Y

| Description   | Transfers<br>Appropriation | YTD Transfers<br>YTD Appropriation | Expenditures<br>Adj Expend. | YTD Expenditures<br>Adj YTD Expend | Original Budget                             | Balance<br>Actual Balance | %<br>Used    | YTD %<br>Used  | %<br>Left      |
|---|----------------------------|------------------------------------|-----------------------------|------------------------------------|---|---------------------------|--------------|----------------|----------------|
| <b>Fund 1000 COUNTY GENERAL</b>                               |                            |                                    | <b>Department</b>           | <b>0124</b>                        | <b>ASSOCIATION OF AR COUNTIES</b>           |                           |              |                |                |
| <b>Group 01243000 - 01243999 OTHER SERVICES &amp; CHARGES</b> |                            |                                    |                             |                                    |   |                           |              |                |                |
| 1000- 01243090  | \$0.00                     | \$0.00                             | \$0.00                      | \$4,122.00                         | \$4,122.00                                  | \$0.00                    |              |                |                |
| DUES MEMBERSHIPS SUB  | \$0.00                     | \$0.00                             | \$0.00                      | \$4,122.00                         |   | \$0.00                    | 0.00%        | 100.00%        | 0.00%          |
| <b>124 1243000 1243999 Group Totals</b>                       | <b>\$0.00</b>              | <b>\$0.00</b>                      | <b>\$0.00</b>               | <b>\$4,122.00</b>                  | <b>\$4,122.00</b>                           | <b>\$0.00</b>             |              |                |                |
| <b>OTHER SERVICES &amp; CHARGES</b>                           | <b>\$0.00</b>              | <b>\$0.00</b>                      | <b>\$0.00</b>               | <b>\$4,122.00</b>                  |   | <b>\$0.00</b>             | <b>0.00%</b> | <b>100.00%</b> | <b>0.00%</b>   |
| <b>1000 0124 Department Totals</b>                            | <b>\$0.00</b>              | <b>\$0.00</b>                      | <b>\$0.00</b>               | <b>\$4,122.00</b>                  | <b>\$4,122.00</b>                           | <b>\$0.00</b>             |              |                |                |
| <b>ASSOCIATION OF AR COUNTIES</b>                             | <b>\$0.00</b>              | <b>\$0.00</b>                      | <b>\$0.00</b>               | <b>\$4,122.00</b>                  |   | <b>\$0.00</b>             | <b>0.00%</b> | <b>100.00%</b> | <b>0.00%</b>   |
| <b>Fund 1000 COUNTY GENERAL</b>                               |                            |                                    | <b>Department</b>           | <b>0125</b>                        | <b>INTERFUND TRANSFERS FUND EXPENSE</b>     |                           |              |                |                |
| <b>Group 01259990 - 01259999 TRANSFERS</b>                    |                            |                                    |                             |                                    |   |                           |              |                |                |
| 1000- 01259999  | \$0.00                     | \$0.00                             | \$0.00                      | \$0.00                             | \$4,553,500.00                              | \$4,553,500.00            |              |                |                |
| INTERFUND TRANSFERS   | \$0.00                     | \$0.00                             | \$0.00                      | \$0.00                             |   | \$4,553,500.00            | 0.00%        | 0.00%          | 100.00%        |
| <b>125 1259990 1259999 Group Totals</b>                       | <b>\$0.00</b>              | <b>\$0.00</b>                      | <b>\$0.00</b>               | <b>\$0.00</b>                      | <b>\$4,553,500.00</b>                       | <b>\$4,553,500.00</b>     |              |                |                |
| <b>TRANSFERS</b>  | <b>\$0.00</b>              | <b>\$0.00</b>                      | <b>\$0.00</b>               | <b>\$0.00</b>                      |   | <b>\$4,553,500.00</b>     | <b>0.00%</b> | <b>0.00%</b>   | <b>100.00%</b> |
| <b>1000 0125 Department Totals</b>                            | <b>\$0.00</b>              | <b>\$0.00</b>                      | <b>\$0.00</b>               | <b>\$0.00</b>                      | <b>\$4,553,500.00</b>                       | <b>\$4,553,500.00</b>     |              |                |                |
| <b>INTERFUND TRANSFERS FUND EXPI</b>                          | <b>\$0.00</b>              | <b>\$0.00</b>                      | <b>\$0.00</b>               | <b>\$0.00</b>                      |   | <b>\$4,553,500.00</b>     | <b>0.00%</b> | <b>0.00%</b>   | <b>100.00%</b> |
| <b>Fund 1000 COUNTY GENERAL</b>                               |                            |                                    | <b>Department</b>           | <b>0126</b>                        | <b>E ARK PLANNING &amp; DEVELOP DIST</b>    |                           |              |                |                |
| <b>Group 01263000 - 01263999 OTHER SERVICES &amp; CHARGES</b> |                            |                                    |                             |                                    |   |                           |              |                |                |
| 1000- 01263004  | \$0.00                     | \$0.00                             | \$0.00                      | \$20,021.58                        | \$20,021.58                                 | \$0.00                    |              |                |                |
| ENGINEERING AND ARCHITECTURAL                                 | \$0.00                     | \$0.00                             | \$0.00                      | \$20,021.58                        |   | \$0.00                    | 0.00%        | 100.00%        | 0.00%          |
| <b>126 1263000 1263999 Group Totals</b>                       | <b>\$0.00</b>              | <b>\$0.00</b>                      | <b>\$0.00</b>               | <b>\$20,021.58</b>                 | <b>\$20,021.58</b>                          | <b>\$0.00</b>             |              |                |                |
| <b>OTHER SERVICES &amp; CHARGES</b>                           | <b>\$0.00</b>              | <b>\$0.00</b>                      | <b>\$0.00</b>               | <b>\$20,021.58</b>                 |   | <b>\$0.00</b>             | <b>0.00%</b> | <b>100.00%</b> | <b>0.00%</b>   |
| <b>1000 0126 Department Totals</b>                            | <b>\$0.00</b>              | <b>\$0.00</b>                      | <b>\$0.00</b>               | <b>\$20,021.58</b>                 | <b>\$20,021.58</b>                          | <b>\$0.00</b>             |              |                |                |
| <b>E ARK PLANNING &amp; DEVELOP DIST</b>                      | <b>\$0.00</b>              | <b>\$0.00</b>                      | <b>\$0.00</b>               | <b>\$20,021.58</b>                 |   | <b>\$0.00</b>             | <b>0.00%</b> | <b>100.00%</b> | <b>0.00%</b>   |
| <b>Fund 1000 COUNTY GENERAL</b>                               |                            |                                    | <b>Department</b>           | <b>0127</b>                        | <b>COBRA &amp; RETIREE HEALTH INSURANCE</b> |                           |              |                |                |
| <b>Group 01273000 - 01273999 OTHER SERVICES &amp; CHARGES</b> |                            |                                    |                             |                                    |   |                           |              |                |                |
| 1000- 01273054  | \$0.00                     | \$0.00                             | \$842.75                    | \$2,525.75                         | \$12,000.00                                 | \$9,474.25                |              |                |                |
| OTHER SUNDRY INSURANCE  | \$0.00                     | \$0.00                             | \$842.75                    | \$2,525.75                         |   | \$9,474.25                | 7.02%        | 21.05%         | 78.95%         |
| <b>127 1273000 1273999 Group Totals</b>                       | <b>\$0.00</b>              | <b>\$0.00</b>                      | <b>\$842.75</b>             | <b>\$2,525.75</b>                  | <b>\$12,000.00</b>                          | <b>\$9,474.25</b>         |              |                |                |
| <b>OTHER SERVICES &amp; CHARGES</b>                           | <b>\$0.00</b>              | <b>\$0.00</b>                      | <b>\$842.75</b>             | <b>\$2,525.75</b>                  |   | <b>\$9,474.25</b>         | <b>7.02%</b> | <b>21.05%</b>  | <b>78.95%</b>  |
| <b>1000 0127 Department Totals</b>                            | <b>\$0.00</b>              | <b>\$0.00</b>                      | <b>\$842.75</b>             | <b>\$2,525.75</b>                  | <b>\$12,000.00</b>                          | <b>\$9,474.25</b>         |              |                |                |
| <b>COBRA &amp; RETIREE HEALTH INSURA</b>                      | <b>\$0.00</b>              | <b>\$0.00</b>                      | <b>\$842.75</b>             | <b>\$2,525.75</b>                  |   | <b>\$9,474.25</b>         | <b>7.02%</b> | <b>21.05%</b>  | <b>78.95%</b>  |
| <b>Fund 1000 COUNTY GENERAL</b>                               |                            |                                    | <b>Department</b>           | <b>0300</b>                        | <b>COUNTY HEALTH UNIT</b>                   |                           |              |                |                |
| <b>Group 03003000 - 03003999 OTHER SERVICES &amp; CHARGES</b> |                            |                                    |                             |                                    |   |                           |              |                |                |
| 1000- 03003020  | \$0.00                     | \$0.00                             | \$64.44                     | \$151.38                           | \$10,300.00                                 | \$10,148.62               |              |                |                |
| TELEPHONE & FAX-LANDLINE                                      | \$0.00                     | \$0.00                             | \$64.44                     | \$151.38                           |   | \$10,148.62               | 0.63%        | 1.47%          | 98.53%         |
| 1000- 03003052  | \$0.00                     | \$0.00                             | \$0.00                      | \$10,947.30                        | \$10,947.30                                 | \$0.00                    |              |                |                |
| FIRE & EXTENDED COVERAGE                                      | \$0.00                     | \$0.00                             | \$0.00                      | \$10,947.30                        |   | \$0.00                    | 0.00%        | 100.00%        | 0.00%          |
| 1000- 03003060  | \$0.00                     | \$0.00                             | \$1,771.91                  | \$3,692.68                         | \$20,280.00                                 | \$16,587.32               |              |                |                |
| UTILITIES - ELECTRICITY                                       | \$0.00                     | \$0.00                             | \$1,771.91                  | \$3,692.68                         |   | \$16,587.32               | 8.74%        | 18.21%         | 81.79%         |
| 1000- 03003061  | \$0.00                     | \$0.00                             | \$267.74                    | \$1,636.68                         | \$2,340.00                                  | \$703.32                  |              |                |                |
| UTILITIES - GAS   | \$0.00                     | \$0.00                             | \$267.74                    | \$1,636.68                         |   | \$703.32                  | 11.44%       | 69.94%         | 30.06%         |
| 1000- 03003100  | \$0.00                     | \$0.00                             | \$600.00                    | \$900.00                           | \$3,600.00                                  | \$2,700.00                |              |                |                |
| OTHER MISCELLANEOUS   | \$0.00                     | \$0.00                             | \$600.00                    | \$900.00                           |   | \$2,700.00                | 16.67%       | 25.00%         | 75.00%         |
| <b>300 3003000 3003999 Group Totals</b>                       | <b>\$0.00</b>              | <b>\$0.00</b>                      | <b>\$2,704.09</b>           | <b>\$17,328.04</b>                 | <b>\$47,467.30</b>                          | <b>\$30,139.26</b>        |              |                |                |
| <b>OTHER SERVICES &amp; CHARGES</b>                           | <b>\$0.00</b>              | <b>\$0.00</b>                      | <b>\$2,704.09</b>           | <b>\$17,328.04</b>                 |   | <b>\$30,139.26</b>        | <b>5.70%</b> | <b>36.51%</b>  | <b>63.49%</b>  |
| <b>1000 0300 Department Totals</b>                            | <b>\$0.00</b>              | <b>\$0.00</b>                      | <b>\$2,704.09</b>           | <b>\$17,328.04</b>                 | <b>\$47,467.30</b>                          | <b>\$30,139.26</b>        |              |                |                |
| <b>COUNTY HEALTH UNIT</b>                                     | <b>\$0.00</b>              | <b>\$0.00</b>                      | <b>\$2,704.09</b>           | <b>\$17,328.04</b>                 |   | <b>\$30,139.26</b>        | <b>5.70%</b> | <b>36.51%</b>  | <b>63.49%</b>  |

Month 3  
 Date Range 3/1/2026 - 3/31/2026  
 Fund Range 1000 - 6400  
 Dept Range 0001 - 9999 Item Range 0001 - 9999

### CRAIGHEAD COUNTY BUDGET DETAIL REPORT

4/3/2026 12:16:06 PM

Page 23

Pg Brk Dept N Only W/Budget Amt N Show Act Balance N  
 No % N Only W/Balances N No Adj Expenditures N  
 No Shade N Only W/Transactions N No Adj Budget Y

| Description                             | Transfers<br>Appropriation | YTD Transfers<br>YTD Appropriation | Expenditures<br>Adj Expend. | YTD Expenditures<br>Adj YTD Expend | Original Budget                | Balance<br>Actual Balance | %<br>Used    | YTD %<br>Used | %<br>Left      |
|---|----------------------------|------------------------------------|-----------------------------|------------------------------------|--------------------------------|---------------------------|--------------|---------------|----------------|
| <b>Fund 1000 COUNTY GENERAL</b>         |                            |                                    |                             | <b>Department 0308</b>             | <b>ST. BERNARDS HEALTHCARE</b> |                           |              |               |                |
| <b>Group 03083000 - 03083999</b>        |                            |                                    |                             |                                    |                                |                           |              |               |                |
| 1000- 03083009                          | \$0.00                     | \$0.00                             | \$0.00                      | \$0.00                             | \$5,000.00                     | \$5,000.00                |              |               |                |
| OTHER PROFESSIONAL SERVICES             | \$0.00                     | \$0.00                             | \$0.00                      | \$0.00                             | \$5,000.00                     | \$5,000.00                | 0.00%        | 0.00%         | 100.00%        |
| <b>308 3083000 3083999 Group Totals</b> | <b>\$0.00</b>              | <b>\$0.00</b>                      | <b>\$0.00</b>               | <b>\$0.00</b>                      | <b>\$5,000.00</b>              | <b>\$5,000.00</b>         |              |               |                |
| <b>OTHER SERVICES &amp; CHARGES</b>     | <b>\$0.00</b>              | <b>\$0.00</b>                      | <b>\$0.00</b>               | <b>\$0.00</b>                      |                                | <b>\$5,000.00</b>         | <b>0.00%</b> | <b>0.00%</b>  | <b>100.00%</b> |
| <b>1000 0308 Department Totals</b>      | <b>\$0.00</b>              | <b>\$0.00</b>                      | <b>\$0.00</b>               | <b>\$0.00</b>                      | <b>\$5,000.00</b>              | <b>\$5,000.00</b>         |              |               |                |
| <b>ST. BERNARDS HEALTHCARE</b>          | <b>\$0.00</b>              | <b>\$0.00</b>                      | <b>\$0.00</b>               | <b>\$0.00</b>                      |                                | <b>\$5,000.00</b>         | <b>0.00%</b> | <b>0.00%</b>  | <b>100.00%</b> |



Month 3  
 Date Range 3/1/2026 - 3/31/2026  
 Fund Range 1000 - 6400  
 Dept Range 0001 - 9999

**CRAIGHEAD COUNTY BUDGET DETAIL REPORT**

4/3/2026 12:16:06 PM

Page 25

Pg Brk Dept N Only W/Budget Amt N Show Act Balance N  
 No % N Only W/Balances N No Adj Expenditures N  
 No Shade N Only W/Transactions N No Adj Budget Y

| Description   | Transfers<br>Appropriation | YTD Transfers<br>YTD Appropriation | Expenditures<br>Adj Expend. | YTD Expenditures<br>Adj YTD Expend | Original Budget       | Balance<br>Actual Balance | %<br>Used    | YTD %<br>Used | %<br>Left     |
|---|----------------------------|------------------------------------|-----------------------------|------------------------------------|-----------------------|---------------------------|--------------|---------------|---------------|
| <b>Fund 1000 COUNTY GENERAL</b>                               |                            |                                    | <b>Department</b>           | <b>0400</b>                        | <b>COUNTY SHERIFF</b> |                           |              |               |               |
| <b>Group 04003000 - 04003999 OTHER SERVICES &amp; CHARGES</b> |                            |                                    |                             |                                    |                       |                           |              |               |               |
| 1000- 04003005  | \$0.00                     | \$0.00                             | \$150.00                    | \$150.00                           | \$16,000.00           | \$15,850.00               |              |               |               |
| SPECIAL LEGAL (ATTORNEY-PSYCH EXA                             | \$0.00                     | \$0.00                             | \$150.00                    | \$150.00                           |                       | \$15,850.00               | 0.94%        | 0.94%         | 99.06%        |
| 1000- 04003009  | \$0.00                     | \$0.00                             | \$0.00                      | \$0.00                             | \$10.00               | \$10.00                   |              |               |               |
| OTHER PROFESSIONAL SERVICES                                   | \$0.00                     | \$0.00                             | \$0.00                      | \$0.00                             |                       | \$10.00                   | 0.00%        | 0.00%         | 100.00%       |
| 1000- 04003020  | \$0.00                     | \$0.00                             | \$1,278.68                  | \$3,811.09                         | \$3,900.00            | \$88.91                   |              |               |               |
| TELEPHONE & FAX-LANDLINE                                      | \$0.00                     | \$0.00                             | \$1,278.68                  | \$3,811.09                         |                       | \$88.91                   | 32.79%       | 97.72%        | 2.28%         |
| 1000- 04003021  | \$0.00                     | \$0.00                             | \$0.00                      | \$3,741.97                         | \$5,500.00            | \$1,758.03                |              |               |               |
| POSTAGE   | \$0.00                     | \$0.00                             | \$0.00                      | \$3,741.97                         |                       | \$1,758.03                | 0.00%        | 68.04%        | 31.96%        |
| 1000- 04003022  | \$0.00                     | \$0.00                             | \$5,953.34                  | \$18,260.01                        | \$55,000.00           | \$36,739.99               |              |               |               |
| CELL PHONES& PAGERS   | \$0.00                     | \$0.00                             | \$5,953.34                  | \$18,260.01                        |                       | \$36,739.99               | 10.82%       | 33.20%        | 66.80%        |
| 1000- 04003023  | \$0.00                     | \$0.00                             | \$1,928.42                  | \$5,785.26                         | \$18,000.00           | \$12,214.74               |              |               |               |
| INTERNET CONNECTION   | \$0.00                     | \$0.00                             | \$1,928.42                  | \$5,785.26                         |                       | \$12,214.74               | 10.71%       | 32.14%        | 67.86%        |
| 1000- 04003030  | \$0.00                     | \$0.00                             | \$0.00                      | \$0.00                             | \$10.00               | \$10.00                   |              |               |               |
| TRAVEL  | \$0.00                     | \$0.00                             | \$0.00                      | \$0.00                             |                       | \$10.00                   | 0.00%        | 0.00%         | 100.00%       |
| 1000- 04003050  | \$0.00                     | \$0.00                             | \$0.00                      | \$0.00                             | \$10.00               | \$10.00                   |              |               |               |
| OFFICIAL & DEPUTY BOND  | \$0.00                     | \$0.00                             | \$0.00                      | \$0.00                             |                       | \$10.00                   | 0.00%        | 0.00%         | 100.00%       |
| 1000- 04003052  | \$0.00                     | \$0.00                             | \$0.00                      | \$5,333.83                         | \$5,333.83            | \$0.00                    |              |               |               |
| FIRE AND EXTENDED COVERAGE                                    | \$0.00                     | \$0.00                             | \$0.00                      | \$5,333.83                         |                       | \$0.00                    | 0.00%        | 100.00%       | 0.00%         |
| 1000- 04003053  | \$0.00                     | \$0.00                             | \$0.00                      | \$59,550.20                        | \$68,241.00           | \$8,690.80                |              |               |               |
| FLEET LIABILITY   | \$0.00                     | \$0.00                             | \$0.00                      | \$59,550.20                        |                       | \$8,690.80                | 0.00%        | 87.26%        | 12.74%        |
| 1000- 04003055  | \$0.00                     | \$0.00                             | \$0.00                      | \$27,299.40                        | \$27,299.40           | \$0.00                    |              |               |               |
| GENERAL LIABILITY E.O.  | \$0.00                     | \$0.00                             | \$0.00                      | \$27,299.40                        |                       | \$0.00                    | 0.00%        | 100.00%       | 0.00%         |
| 1000- 04003060  | \$0.00                     | \$0.00                             | \$1,013.38                  | \$2,010.71                         | \$26,000.00           | \$23,989.29               |              |               |               |
| UTILITIES - ELECTRICITY                                       | \$0.00                     | \$0.00                             | \$1,013.38                  | \$2,010.71                         |                       | \$23,989.29               | 3.90%        | 7.73%         | 92.27%        |
| 1000- 04003061  | \$0.00                     | \$0.00                             | \$0.00                      | \$0.00                             | \$5,000.00            | \$5,000.00                |              |               |               |
| UTILITIES - GAS   | \$0.00                     | \$0.00                             | \$0.00                      | \$0.00                             |                       | \$5,000.00                | 0.00%        | 0.00%         | 100.00%       |
| 1000- 04003062  | \$0.00                     | \$0.00                             | \$19.42                     | \$38.84                            | \$404.00              | \$365.16                  |              |               |               |
| WATER (LAKE CITY)   | \$0.00                     | \$0.00                             | \$19.42                     | \$38.84                            |                       | \$365.16                  | 4.81%        | 9.61%         | 90.39%        |
| 1000- 04003063  | \$0.00                     | \$0.00                             | \$0.00                      | \$0.00                             | \$10.00               | \$10.00                   |              |               |               |
| WASTE DISPOSAL (LAKE CITY)                                    | \$0.00                     | \$0.00                             | \$0.00                      | \$0.00                             |                       | \$10.00                   | 0.00%        | 0.00%         | 100.00%       |
| 1000- 04003073  | \$0.00                     | \$0.00                             | \$184.10                    | \$363.12                           | \$5,700.00            | \$5,336.88                |              |               |               |
| LEASE MACHINERY & EQUIP(INCL COPY                             | \$0.00                     | \$0.00                             | \$184.10                    | \$363.12                           |                       | \$5,336.88                | 3.23%        | 6.37%         | 93.63%        |
| 1000- 04003094  | \$0.00                     | \$0.00                             | \$643.40                    | \$643.40                           | \$12,500.00           | \$11,856.60               |              |               |               |
| MEALS & LODGING   | \$0.00                     | \$0.00                             | \$643.40                    | \$643.40                           |                       | \$11,856.60               | 5.15%        | 5.15%         | 94.85%        |
| 1000- 04003100  | \$0.00                     | \$0.00                             | \$566.11                    | \$5,196.88                         | \$18,000.00           | \$12,803.12               |              |               |               |
| OTHER MISCELLANEOUS   | \$0.00                     | \$0.00                             | \$566.11                    | \$5,196.88                         |                       | \$12,803.12               | 3.14%        | 28.87%        | 71.13%        |
| 1000- 04003101  | \$0.00                     | \$0.00                             | \$899.95                    | \$2,374.95                         | \$20,000.00           | \$17,625.05               |              |               |               |
| TRAINING  | \$0.00                     | \$0.00                             | \$899.95                    | \$2,374.95                         |                       | \$17,625.05               | 4.50%        | 11.88%        | 88.12%        |
| 1000- 04003102  | \$0.00                     | \$0.00                             | \$601.23                    | \$601.23                           | \$2,500.00            | \$1,898.77                |              |               |               |
| COMP SOFTWARE,SUPPORT/MAINT/REC                               | \$0.00                     | \$0.00                             | \$601.23                    | \$601.23                           |                       | \$1,898.77                | 24.05%       | 24.05%        | 75.95%        |
| <b>400 4003000 4003999 Group Totals</b>                       | <b>\$0.00</b>              | <b>\$0.00</b>                      | <b>\$13,238.03</b>          | <b>\$135,160.89</b>                | <b>\$289,418.23</b>   | <b>\$154,257.34</b>       |              |               |               |
| <b>OTHER SERVICES &amp; CHARGES</b>                           | <b>\$0.00</b>              | <b>\$0.00</b>                      | <b>\$13,238.03</b>          | <b>\$135,160.89</b>                |                       | <b>\$154,257.34</b>       | <b>4.57%</b> | <b>46.70%</b> | <b>53.30%</b> |
| <b>Group 04004000 - 04004999 CAPITAL OUTLAY</b>               |                            |                                    |                             |                                    |                       |                           |              |               |               |
| 1000- 04004002  | \$0.00                     | \$0.00                             | \$6,714.40                  | \$6,714.40                         | \$15,000.00           | \$8,285.60                |              |               |               |
| BUILDINGS AND IMPROVEMENTS                                    | \$0.00                     | \$0.00                             | \$6,714.40                  | \$6,714.40                         |                       | \$8,285.60                | 44.76%       | 44.76%        | 55.24%        |
| 1000- 04004004  | \$0.00                     | \$0.00                             | \$0.00                      | \$0.00                             | \$10,000.00           | \$10,000.00               |              |               |               |
| MACHINERY AND EQUIPMENT                                       | \$0.00                     | \$0.00                             | \$0.00                      | \$0.00                             |                       | \$10,000.00               | 0.00%        | 0.00%         | 100.00%       |

Month 3  
 Date Range 3/1/2026 - 3/31/2026  
 Fund Range 1000 - 6400  
 Dept Range 0001 - 9999 Item Range 0001 - 9999

### CRAIGHEAD COUNTY BUDGET DETAIL REPORT

4/3/2026 12:16:06 PM

Page 26

Pg Brk Dept N Only W/Budget Amt N Show Act Balance N  
 No % N Only W/Balances N No Adj Expenditures N  
 No Shade N Only W/Transactions N No Adj Budget Y

| Description                             | Transfers<br>Appropriation | YTD Transfers<br>YTD Appropriation | Expenditures<br>Adj Expend. | YTD Expenditures<br>Adj YTD Expend | Original Budget       | Balance<br>Actual Balance | %<br>Used    | YTD %<br>Used | %<br>Left     |
|---|----------------------------|------------------------------------|-----------------------------|------------------------------------|-----------------------|---------------------------|--------------|---------------|---------------|
| <b>Fund 1000 COUNTY GENERAL</b>         |                            |                                    | <b>Department</b>           | <b>0400</b>                        | <b>COUNTY SHERIFF</b> |                           |              |               |               |
| <b>Group 04004000 - 04004999</b>        |                            |                                    | <b>CAPITAL OUTLAY</b>       |                                    |                       |                           |              |               |               |
| 1000- 04004005                          | \$0.00                     | \$0.00                             | \$0.00                      | \$0.00                             | \$165,000.00          | \$165,000.00              |              |               |               |
| VEHICLES                                | \$0.00                     | \$0.00                             | \$0.00                      | \$0.00                             | \$165,000.00          | \$165,000.00              | 0.00%        | 0.00%         | 100.00%       |
| <b>400 4004000 4004999 Group Totals</b> | <b>\$0.00</b>              | <b>\$0.00</b>                      | <b>\$6,714.40</b>           | <b>\$6,714.40</b>                  | <b>\$190,000.00</b>   | <b>\$183,285.60</b>       |              |               |               |
| <b>CAPITAL OUTLAY</b>                   | <b>\$0.00</b>              | <b>\$0.00</b>                      | <b>\$6,714.40</b>           | <b>\$6,714.40</b>                  |                       | <b>\$183,285.60</b>       | <b>3.53%</b> | <b>3.53%</b>  | <b>96.47%</b> |
| <b>1000 0400 Department Totals</b>      | <b>-\$42,642.18</b>        | <b>-\$128,899.16</b>               | <b>\$295,365.30</b>         | <b>\$1,228,937.45</b>              | <b>\$5,389,072.58</b> | <b>\$4,031,235.97</b>     |              |               |               |
| <b>COUNTY SHERIFF</b>                   | <b>\$0.00</b>              | <b>\$0.00</b>                      | <b>\$338,007.48</b>         | <b>\$1,357,836.61</b>              |                       | <b>\$4,031,235.97</b>     | <b>6.27%</b> | <b>25.20%</b> | <b>74.80%</b> |

Month 3  
 Date Range 3/1/2026 - 3/31/2026  
 Fund Range 1000 - 6400  
 Dept Range 0001 - 9999 Item Range 0001 - 9999

### CRAIGHEAD COUNTY BUDGET DETAIL REPORT

4/3/2026 12:16:06 PM

Page 27

Pg Brk Dept N Only W/Budget Amt N Show Act Balance N  
 No % N Only W/Balances N No Adj Expenditures N  
 No Shade N Only W/Transactions N No Adj Budget Y

| Description   | Transfers<br>Appropriation | YTD Transfers<br>YTD Appropriation | Expenditures<br>Adj Expend. | YTD Expenditures<br>Adj YTD Expend | Original Budget                            | Balance<br>Actual Balance | %<br>Used    | YTD %<br>Used | %<br>Left      |
|---|----------------------------|------------------------------------|-----------------------------|------------------------------------|--|---------------------------|--------------|---------------|----------------|
| <b>Fund 1000 COUNTY GENERAL</b>                               |                            |                                    | <b>Department</b>           | <b>0401</b>                        | <b>CIRCUIT COURT ADMIN- KARA WHITEHEAD</b> |                           |              |               |                |
| <b>Group 04012000 - 04012999 SUPPLIES</b>                     |                            |                                    |                             |                                    |  |                           |              |               |                |
| 1000- 04012001  | \$0.00                     | \$0.00                             | \$136.85                    | \$136.85                           | \$1,060.00                                 | \$923.15                  |              |               |                |
| GENERAL OFFICE SUPPLIES                                       | \$0.00                     | \$0.00                             | \$136.85                    | \$136.85                           |  | \$923.15                  | 12.91%       | 12.91%        | 87.09%         |
| 1000- 04012002  | \$0.00                     | \$0.00                             | \$0.00                      | \$0.00                             | \$1,300.00                                 | \$1,300.00                |              |               |                |
| SMALL EQUIPMENT   | \$0.00                     | \$0.00                             | \$0.00                      | \$0.00                             |  | \$1,300.00                | 0.00%        | 0.00%         | 100.00%        |
| <b>401 4012000 4012999 Group Totals</b>                       | <b>\$0.00</b>              | <b>\$0.00</b>                      | <b>\$136.85</b>             | <b>\$136.85</b>                    | <b>\$2,360.00</b>                          | <b>\$2,223.15</b>         |              |               |                |
| <b>SUPPLIES</b>   | <b>\$0.00</b>              | <b>\$0.00</b>                      | <b>\$136.85</b>             | <b>\$136.85</b>                    |  | <b>\$2,223.15</b>         | <b>5.80%</b> | <b>5.80%</b>  | <b>94.20%</b>  |
| <b>Group 04013000 - 04013999 OTHER SERVICES &amp; CHARGES</b> |                            |                                    |                             |                                    |  |                           |              |               |                |
| 1000- 04013002  | \$0.00                     | \$0.00                             | \$0.00                      | \$0.00                             | \$50.00                                    | \$50.00                   |              |               |                |
| MANAGEMENT CONSULTING   | \$0.00                     | \$0.00                             | \$0.00                      | \$0.00                             |  | \$50.00                   | 0.00%        | 0.00%         | 100.00%        |
| 1000- 04013009  | \$0.00                     | \$0.00                             | \$0.00                      | \$0.00                             | \$10.00                                    | \$10.00                   |              |               |                |
| OTHER PROFESSIONAL SERVICES                                   | \$0.00                     | \$0.00                             | \$0.00                      | \$0.00                             |  | \$10.00                   | 0.00%        | 0.00%         | 100.00%        |
| 1000- 04013020  | \$0.00                     | \$0.00                             | \$15.31                     | \$47.40                            | \$200.00                                   | \$152.60                  |              |               |                |
| TELEPHONE & FAX- LANDLINE                                     | \$0.00                     | \$0.00                             | \$15.31                     | \$47.40                            |  | \$152.60                  | 7.66%        | 23.70%        | 76.30%         |
| 1000- 04013021  | \$0.00                     | \$0.00                             | \$0.00                      | \$0.00                             | \$400.00                                   | \$400.00                  |              |               |                |
| POSTAGE   | \$0.00                     | \$0.00                             | \$0.00                      | \$0.00                             |  | \$400.00                  | 0.00%        | 0.00%         | 100.00%        |
| 1000- 04013022  | \$0.00                     | \$0.00                             | \$0.00                      | \$0.00                             | \$10.00                                    | \$10.00                   |              |               |                |
| CELL PHONES & PAGERS  | \$0.00                     | \$0.00                             | \$0.00                      | \$0.00                             |  | \$10.00                   | 0.00%        | 0.00%         | 100.00%        |
| 1000- 04013023  | \$0.00                     | \$0.00                             | \$0.00                      | \$0.00                             | \$10.00                                    | \$10.00                   |              |               |                |
| INTERNET CONNECTION   | \$0.00                     | \$0.00                             | \$0.00                      | \$0.00                             |  | \$10.00                   | 0.00%        | 0.00%         | 100.00%        |
| 1000- 04013030  | \$0.00                     | \$0.00                             | \$0.00                      | \$0.00                             | \$50.00                                    | \$50.00                   |              |               |                |
| TRAVEL  | \$0.00                     | \$0.00                             | \$0.00                      | \$0.00                             |  | \$50.00                   | 0.00%        | 0.00%         | 100.00%        |
| 1000- 04013073  | \$0.00                     | \$0.00                             | \$168.18                    | \$504.54                           | \$3,000.00                                 | \$2,495.46                |              |               |                |
| LEASE MACHINERY & EQUIP(INCL COPY                             | \$0.00                     | \$0.00                             | \$168.18                    | \$504.54                           |  | \$2,495.46                | 5.61%        | 16.82%        | 83.18%         |
| 1000- 04013090  | \$0.00                     | \$0.00                             | \$0.00                      | \$50.00                            | \$100.00                                   | \$50.00                   |              |               |                |
| DUES MEMBERSHIPS SUB  | \$0.00                     | \$0.00                             | \$0.00                      | \$50.00                            |  | \$50.00                   | 0.00%        | 50.00%        | 50.00%         |
| 1000- 04013094  | \$0.00                     | \$0.00                             | \$0.00                      | \$0.00                             | \$50.00                                    | \$50.00                   |              |               |                |
| MEALS & LODGING   | \$0.00                     | \$0.00                             | \$0.00                      | \$0.00                             |  | \$50.00                   | 0.00%        | 0.00%         | 100.00%        |
| 1000- 04013100  | \$0.00                     | \$0.00                             | \$73.74                     | \$204.10                           | \$1,500.00                                 | \$1,295.90                |              |               |                |
| OTHER MISCELLANEOUS   | \$0.00                     | \$0.00                             | \$73.74                     | \$204.10                           |  | \$1,295.90                | 4.92%        | 13.61%        | 86.39%         |
| 1000- 04013101  | \$0.00                     | \$0.00                             | \$0.00                      | \$0.00                             | \$50.00                                    | \$50.00                   |              |               |                |
| TRAINING & EDUCATION  | \$0.00                     | \$0.00                             | \$0.00                      | \$0.00                             |  | \$50.00                   | 0.00%        | 0.00%         | 100.00%        |
| 1000- 04013102  | \$0.00                     | \$0.00                             | \$106.51                    | \$314.63                           | \$2,200.00                                 | \$1,885.37                |              |               |                |
| COMP SOFTWARESUPPORT/MAINT/REC                                | \$0.00                     | \$0.00                             | \$106.51                    | \$314.63                           |  | \$1,885.37                | 4.84%        | 14.30%        | 85.70%         |
| <b>401 4013000 4013999 Group Totals</b>                       | <b>\$0.00</b>              | <b>\$0.00</b>                      | <b>\$363.74</b>             | <b>\$1,120.67</b>                  | <b>\$7,630.00</b>                          | <b>\$6,509.33</b>         |              |               |                |
| <b>OTHER SERVICES &amp; CHARGES</b>                           | <b>\$0.00</b>              | <b>\$0.00</b>                      | <b>\$363.74</b>             | <b>\$1,120.67</b>                  |  | <b>\$6,509.33</b>         | <b>4.77%</b> | <b>14.69%</b> | <b>85.31%</b>  |
| <b>Group 04014000 - 04014999 CAPITAL OUTLAY</b>               |                            |                                    |                             |                                    |  |                           |              |               |                |
| 1000- 04014004  | \$0.00                     | \$0.00                             | \$0.00                      | \$0.00                             | \$10.00                                    | \$10.00                   |              |               |                |
| MACHINERY AND EQUIPMENT                                       | \$0.00                     | \$0.00                             | \$0.00                      | \$0.00                             |  | \$10.00                   | 0.00%        | 0.00%         | 100.00%        |
| <b>401 4014000 4014999 Group Totals</b>                       | <b>\$0.00</b>              | <b>\$0.00</b>                      | <b>\$0.00</b>               | <b>\$0.00</b>                      | <b>\$10.00</b>                             | <b>\$10.00</b>            |              |               |                |
| <b>CAPITAL OUTLAY</b>   | <b>\$0.00</b>              | <b>\$0.00</b>                      | <b>\$0.00</b>               | <b>\$0.00</b>                      |  | <b>\$10.00</b>            | <b>0.00%</b> | <b>0.00%</b>  | <b>100.00%</b> |
| <b>1000 0401 Department Totals</b>                            | <b>\$0.00</b>              | <b>\$0.00</b>                      | <b>\$500.59</b>             | <b>\$1,257.52</b>                  | <b>\$10,000.00</b>                         | <b>\$8,742.48</b>         |              |               |                |
| <b>CIRCUIT COURT ADMIN- KARA WHIT</b>                         | <b>\$0.00</b>              | <b>\$0.00</b>                      | <b>\$500.59</b>             | <b>\$1,257.52</b>                  |  | <b>\$8,742.48</b>         | <b>5.01%</b> | <b>12.57%</b> | <b>87.42%</b>  |

Month 3  
 Date Range 3/1/2026 - 3/31/2026  
 Fund Range 1000 - 6400  
 Dept Range 0001 - 9999 Item Range 0001 - 9999

### CRAIGHEAD COUNTY BUDGET DETAIL REPORT

4/3/2026 12:16:06 PM

Page 28

Pg Brk Dept N Only W/Budget Amt N Show Act Balance N  
 No % N Only W/Balances N No Adj Expenditures N  
 No Shade N Only W/Transactions N No Adj Budget Y

| Description   | Transfers<br>Appropriation | YTD Transfers<br>YTD Appropriation | Expenditures<br>Adj Expend. | YTD Expenditures<br>Adj YTD Expend | Original Budget                      | Balance<br>Actual Balance | %<br>Used    | YTD %<br>Used | %<br>Left      |
|---|----------------------------|------------------------------------|-----------------------------|------------------------------------|--------------------------------------|---------------------------|--------------|---------------|----------------|
| <b>Fund 1000 COUNTY GENERAL</b>                               |                            |                                    | <b>Department</b>           | <b>0402</b>                        | <b>TRIAL COURT ADMINISTRATOR I</b>   |                           |              |               |                |
| <b>Group 04023000 - 04023999 OTHER SERVICES &amp; CHARGES</b> |                            |                                    |                             |                                    |                                      |                           |              |               |                |
| 1000- 04023100  | \$0.00                     | \$0.00                             | \$0.00                      | \$0.00                             | \$10.00                              | \$10.00                   |              |               |                |
| OTHER MISCELLANEOUS   | \$0.00                     | \$0.00                             | \$0.00                      | \$0.00                             | \$0.00                               | \$10.00                   | 0.00%        | 0.00%         | 100.00%        |
| <b>402 4023000 4023999 Group Totals</b>                       | <b>\$0.00</b>              | <b>\$0.00</b>                      | <b>\$0.00</b>               | <b>\$0.00</b>                      | <b>\$10.00</b>                       | <b>\$10.00</b>            |              |               |                |
| <b>OTHER SERVICES &amp; CHARGES</b>                           | <b>\$0.00</b>              | <b>\$0.00</b>                      | <b>\$0.00</b>               | <b>\$0.00</b>                      | <b>\$10.00</b>                       | <b>\$10.00</b>            | <b>0.00%</b> | <b>0.00%</b>  | <b>100.00%</b> |
| <b>1000 0402 Department Totals</b>                            | <b>\$0.00</b>              | <b>\$0.00</b>                      | <b>\$0.00</b>               | <b>\$0.00</b>                      | <b>\$10.00</b>                       | <b>\$10.00</b>            |              |               |                |
| <b>TRIAL COURT ADMINISTRATOR I</b>                            | <b>\$0.00</b>              | <b>\$0.00</b>                      | <b>\$0.00</b>               | <b>\$0.00</b>                      | <b>\$10.00</b>                       | <b>\$10.00</b>            | <b>0.00%</b> | <b>0.00%</b>  | <b>100.00%</b> |
| <b>Fund 1000 COUNTY GENERAL</b>                               |                            |                                    | <b>Department</b>           | <b>0403</b>                        | <b>CIRCUIT COURT COORD II-JUDY R</b> |                           |              |               |                |
| <b>Group 04032000 - 04032999 SUPPLIES</b>                     |                            |                                    |                             |                                    |                                      |                           |              |               |                |
| 1000- 04032001  | \$0.00                     | \$0.00                             | \$0.00                      | \$0.00                             | \$1,000.00                           | \$1,000.00                |              |               |                |
| GENERAL OFFICE SUPPLIES                                       | \$0.00                     | \$0.00                             | \$0.00                      | \$0.00                             | \$0.00                               | \$1,000.00                | 0.00%        | 0.00%         | 100.00%        |
| 1000- 04032002  | \$0.00                     | \$0.00                             | \$0.00                      | \$0.00                             | \$500.00                             | \$500.00                  |              |               |                |
| SMALL EQUIPMENT   | \$0.00                     | \$0.00                             | \$0.00                      | \$0.00                             | \$0.00                               | \$500.00                  | 0.00%        | 0.00%         | 100.00%        |
| <b>403 4032000 4032999 Group Totals</b>                       | <b>\$0.00</b>              | <b>\$0.00</b>                      | <b>\$0.00</b>               | <b>\$0.00</b>                      | <b>\$1,500.00</b>                    | <b>\$1,500.00</b>         |              |               |                |
| <b>SUPPLIES</b>   | <b>\$0.00</b>              | <b>\$0.00</b>                      | <b>\$0.00</b>               | <b>\$0.00</b>                      | <b>\$1,500.00</b>                    | <b>\$1,500.00</b>         | <b>0.00%</b> | <b>0.00%</b>  | <b>100.00%</b> |
| <b>Group 04033000 - 04033999 OTHER SERVICES &amp; CHARGES</b> |                            |                                    |                             |                                    |                                      |                           |              |               |                |
| 1000- 04033002  | \$0.00                     | \$0.00                             | \$0.00                      | \$0.00                             | \$300.00                             | \$300.00                  |              |               |                |
| MANAGEMENT CONSULTING   | \$0.00                     | \$0.00                             | \$0.00                      | \$0.00                             | \$0.00                               | \$300.00                  | 0.00%        | 0.00%         | 100.00%        |
| 1000- 04033009  | \$0.00                     | \$0.00                             | \$0.00                      | \$0.00                             | \$10.00                              | \$10.00                   |              |               |                |
| OTHER PROFESSIONAL SERVICES                                   | \$0.00                     | \$0.00                             | \$0.00                      | \$0.00                             | \$0.00                               | \$10.00                   | 0.00%        | 0.00%         | 100.00%        |
| 1000- 04033020  | \$0.00                     | \$0.00                             | \$8.06                      | \$32.90                            | \$400.00                             | \$367.10                  |              |               |                |
| TELEPHONE & FAX -LANDLINE                                     | \$0.00                     | \$0.00                             | \$8.06                      | \$32.90                            | \$0.00                               | \$367.10                  | 2.02%        | 8.22%         | 91.78%         |
| 1000- 04033021  | \$0.00                     | \$0.00                             | \$0.00                      | \$0.00                             | \$700.00                             | \$700.00                  |              |               |                |
| POSTAGE   | \$0.00                     | \$0.00                             | \$0.00                      | \$0.00                             | \$0.00                               | \$700.00                  | 0.00%        | 0.00%         | 100.00%        |
| 1000- 04033023  | \$0.00                     | \$0.00                             | \$0.00                      | \$0.00                             | \$50.00                              | \$50.00                   |              |               |                |
| INTERNET CONNECTION   | \$0.00                     | \$0.00                             | \$0.00                      | \$0.00                             | \$0.00                               | \$50.00                   | 0.00%        | 0.00%         | 100.00%        |
| 1000- 04033030  | \$0.00                     | \$0.00                             | \$0.00                      | \$0.00                             | \$500.00                             | \$500.00                  |              |               |                |
| TRAVEL  | \$0.00                     | \$0.00                             | \$0.00                      | \$0.00                             | \$0.00                               | \$500.00                  | 0.00%        | 0.00%         | 100.00%        |
| 1000- 04033073  | \$0.00                     | \$0.00                             | \$34.20                     | \$98.10                            | \$590.00                             | \$491.90                  |              |               |                |
| LEASE MACHINERY & EQUIP(INCL COPY                             | \$0.00                     | \$0.00                             | \$34.20                     | \$98.10                            | \$0.00                               | \$491.90                  | 5.80%        | 16.63%        | 83.37%         |
| 1000- 04033090  | \$0.00                     | \$0.00                             | \$0.00                      | \$398.86                           | \$1,150.00                           | \$751.14                  |              |               |                |
| DUES MEMBERSHIPS SUB  | \$0.00                     | \$0.00                             | \$0.00                      | \$398.86                           | \$0.00                               | \$751.14                  | 0.00%        | 34.68%        | 65.32%         |
| 1000- 04033094  | \$0.00                     | \$0.00                             | \$0.00                      | \$0.00                             | \$500.00                             | \$500.00                  |              |               |                |
| MEALS & LODGING   | \$0.00                     | \$0.00                             | \$0.00                      | \$0.00                             | \$0.00                               | \$500.00                  | 0.00%        | 0.00%         | 100.00%        |
| 1000- 04033100  | \$0.00                     | \$0.00                             | \$0.00                      | \$1,482.00                         | \$1,800.00                           | \$318.00                  |              |               |                |
| OTHER MISCELLANEOUS   | \$0.00                     | \$0.00                             | \$0.00                      | \$1,482.00                         | \$0.00                               | \$318.00                  | 0.00%        | 82.33%        | 17.67%         |
| 1000- 04033101  | \$0.00                     | \$0.00                             | \$0.00                      | \$0.00                             | \$500.00                             | \$500.00                  |              |               |                |
| TRAINING & EDUCATION  | \$0.00                     | \$0.00                             | \$0.00                      | \$0.00                             | \$0.00                               | \$500.00                  | 0.00%        | 0.00%         | 100.00%        |
| 1000- 04033102  | \$0.00                     | \$0.00                             | \$113.02                    | \$328.14                           | \$2,000.00                           | \$1,671.86                |              |               |                |
| COMP SOFTWARESUPPORT/MAINT/REC                                | \$0.00                     | \$0.00                             | \$113.02                    | \$328.14                           | \$0.00                               | \$1,671.86                | 5.65%        | 16.41%        | 83.59%         |
| <b>403 4033000 4033999 Group Totals</b>                       | <b>\$0.00</b>              | <b>\$0.00</b>                      | <b>\$155.28</b>             | <b>\$2,340.00</b>                  | <b>\$8,500.00</b>                    | <b>\$6,160.00</b>         |              |               |                |
| <b>OTHER SERVICES &amp; CHARGES</b>                           | <b>\$0.00</b>              | <b>\$0.00</b>                      | <b>\$155.28</b>             | <b>\$2,340.00</b>                  | <b>\$8,500.00</b>                    | <b>\$6,160.00</b>         | <b>1.83%</b> | <b>27.53%</b> | <b>72.47%</b>  |
| <b>1000 0403 Department Totals</b>                            | <b>\$0.00</b>              | <b>\$0.00</b>                      | <b>\$155.28</b>             | <b>\$2,340.00</b>                  | <b>\$10,000.00</b>                   | <b>\$7,660.00</b>         |              |               |                |
| <b>CIRCUIT COURT COORD II-JUDY R</b>                          | <b>\$0.00</b>              | <b>\$0.00</b>                      | <b>\$155.28</b>             | <b>\$2,340.00</b>                  | <b>\$10,000.00</b>                   | <b>\$7,660.00</b>         | <b>1.55%</b> | <b>23.40%</b> | <b>76.60%</b>  |

Month 3  
 Date Range 3/1/2026 - 3/31/2026  
 Fund Range 1000 - 6400  
 Dept Range 0001 - 9999 Item Range 0001 - 9999

### CRAIGHEAD COUNTY BUDGET DETAIL REPORT

4/3/2026 12:16:06 PM

Page 29

Pg Brk Dept N Only W/Budget Amt N Show Act Balance N  
 No % N Only W/Balances N No Adj Expenditures N  
 No Shade N Only W/Transactions N No Adj Budget Y

| Description   | Transfers<br>Appropriation | YTD Transfers<br>YTD Appropriation | Expenditures<br>Adj Expend. | YTD Expenditures<br>Adj YTD Expend | Original Budget                         | Balance<br>Actual Balance | %<br>Used    | YTD %<br>Used | %<br>Left      |
|---|----------------------------|------------------------------------|-----------------------------|------------------------------------|---|---------------------------|--------------|---------------|----------------|
| <b>Fund 1000 COUNTY GENERAL</b>                               |                            |                                    | <b>Department</b>           | <b>0404</b>                        | <b>CIRCUIT COURT COORD III-BRENDA W</b> |                           |              |               |                |
| <b>Group 04042000 - 04042999 SUPPLIES</b>                     |                            |                                    |                             |                                    |   |                           |              |               |                |
| 1000- 04042001  | \$0.00                     | \$0.00                             | \$0.00                      | \$0.00                             | \$2,000.00                              | \$2,000.00                |              |               |                |
| GENERAL OFFICE SUPPLIES                                       | \$0.00                     | \$0.00                             | \$0.00                      | \$0.00                             |   | \$2,000.00                | 0.00%        | 0.00%         | 100.00%        |
| 1000- 04042002  | \$0.00                     | \$0.00                             | \$0.00                      | \$0.00                             | \$1,500.00                              | \$1,500.00                |              |               |                |
| SMALL EQUIPMENT   | \$0.00                     | \$0.00                             | \$0.00                      | \$0.00                             |   | \$1,500.00                | 0.00%        | 0.00%         | 100.00%        |
| <b>404 4042000 4042999 Group Totals</b>                       | <b>\$0.00</b>              | <b>\$0.00</b>                      | <b>\$0.00</b>               | <b>\$0.00</b>                      | <b>\$3,500.00</b>                       | <b>\$3,500.00</b>         |              |               |                |
| <b>SUPPLIES</b>   | <b>\$0.00</b>              | <b>\$0.00</b>                      | <b>\$0.00</b>               | <b>\$0.00</b>                      |   | <b>\$3,500.00</b>         | <b>0.00%</b> | <b>0.00%</b>  | <b>100.00%</b> |
| <b>Group 04043000 - 04043999 OTHER SERVICES &amp; CHARGES</b> |                            |                                    |                             |                                    |   |                           |              |               |                |
| 1000- 04043002  | \$0.00                     | \$0.00                             | \$0.00                      | \$0.00                             | \$10.00                                 | \$10.00                   |              |               |                |
| MANAGEMENT CONSULTING   | \$0.00                     | \$0.00                             | \$0.00                      | \$0.00                             |   | \$10.00                   | 0.00%        | 0.00%         | 100.00%        |
| 1000- 04043009  | \$0.00                     | \$0.00                             | \$0.00                      | \$0.00                             | \$10.00                                 | \$10.00                   |              |               |                |
| OTHER PROFESSIONAL SERVICES                                   | \$0.00                     | \$0.00                             | \$0.00                      | \$0.00                             |   | \$10.00                   | 0.00%        | 0.00%         | 100.00%        |
| 1000- 04043020  | \$0.00                     | \$0.00                             | \$8.06                      | \$32.90                            | \$400.00                                | \$367.10                  |              |               |                |
| TELEPHONE & FAX -LANDLINE                                     | \$0.00                     | \$0.00                             | \$8.06                      | \$32.90                            |   | \$367.10                  | 2.02%        | 8.22%         | 91.78%         |
| 1000- 04043021  | \$0.00                     | \$0.00                             | \$0.00                      | \$0.00                             | \$300.00                                | \$300.00                  |              |               |                |
| POSTAGE   | \$0.00                     | \$0.00                             | \$0.00                      | \$0.00                             |   | \$300.00                  | 0.00%        | 0.00%         | 100.00%        |
| 1000- 04043023  | \$0.00                     | \$0.00                             | \$0.00                      | \$0.00                             | \$440.00                                | \$440.00                  |              |               |                |
| INTERNET CONNECTION   | \$0.00                     | \$0.00                             | \$0.00                      | \$0.00                             |   | \$440.00                  | 0.00%        | 0.00%         | 100.00%        |
| 1000- 04043030  | \$0.00                     | \$0.00                             | \$0.00                      | \$0.00                             | \$10.00                                 | \$10.00                   |              |               |                |
| TRAVEL  | \$0.00                     | \$0.00                             | \$0.00                      | \$0.00                             |   | \$10.00                   | 0.00%        | 0.00%         | 100.00%        |
| 1000- 04043073  | \$0.00                     | \$0.00                             | \$34.19                     | \$98.10                            | \$600.00                                | \$501.90                  |              |               |                |
| LEASE MACHINERY & EQUIP(INCL COPY                             | \$0.00                     | \$0.00                             | \$34.19                     | \$98.10                            |   | \$501.90                  | 5.70%        | 16.35%        | 83.65%         |
| 1000- 04043090  | \$0.00                     | \$0.00                             | \$0.00                      | \$0.00                             | \$2,500.00                              | \$2,500.00                |              |               |                |
| DUES MEMBERSHIPS SUB  | \$0.00                     | \$0.00                             | \$0.00                      | \$0.00                             |   | \$2,500.00                | 0.00%        | 0.00%         | 100.00%        |
| 1000- 04043094  | \$0.00                     | \$0.00                             | \$0.00                      | \$0.00                             | \$10.00                                 | \$10.00                   |              |               |                |
| MEALS & LODGING   | \$0.00                     | \$0.00                             | \$0.00                      | \$0.00                             |   | \$10.00                   | 0.00%        | 0.00%         | 100.00%        |
| 1000- 04043100  | \$0.00                     | \$0.00                             | \$0.00                      | \$0.00                             | \$300.00                                | \$300.00                  |              |               |                |
| OTHER MISCELLANEOUS   | \$0.00                     | \$0.00                             | \$0.00                      | \$0.00                             |   | \$300.00                  | 0.00%        | 0.00%         | 100.00%        |
| 1000- 04043101  | \$0.00                     | \$0.00                             | \$0.00                      | \$0.00                             | \$10.00                                 | \$10.00                   |              |               |                |
| TRAINING  | \$0.00                     | \$0.00                             | \$0.00                      | \$0.00                             |   | \$10.00                   | 0.00%        | 0.00%         | 100.00%        |
| 1000- 04043102  | \$0.00                     | \$0.00                             | \$113.02                    | \$328.12                           | \$1,900.00                              | \$1,571.88                |              |               |                |
| COMP SOFTWARESUPPORT/MAINT/REC                                | \$0.00                     | \$0.00                             | \$113.02                    | \$328.12                           |   | \$1,571.88                | 5.95%        | 17.27%        | 82.73%         |
| <b>404 4043000 4043999 Group Totals</b>                       | <b>\$0.00</b>              | <b>\$0.00</b>                      | <b>\$155.27</b>             | <b>\$459.12</b>                    | <b>\$6,490.00</b>                       | <b>\$6,030.88</b>         |              |               |                |
| <b>OTHER SERVICES &amp; CHARGES</b>                           | <b>\$0.00</b>              | <b>\$0.00</b>                      | <b>\$155.27</b>             | <b>\$459.12</b>                    |   | <b>\$6,030.88</b>         | <b>2.39%</b> | <b>7.07%</b>  | <b>92.93%</b>  |
| <b>Group 04044000 - 04044999 CAPITAL OUTLAY</b>               |                            |                                    |                             |                                    |   |                           |              |               |                |
| 1000- 04044004  | \$0.00                     | \$0.00                             | \$0.00                      | \$0.00                             | \$10.00                                 | \$10.00                   |              |               |                |
| MACHINERY & EQUIPMENT   | \$0.00                     | \$0.00                             | \$0.00                      | \$0.00                             |   | \$10.00                   | 0.00%        | 0.00%         | 100.00%        |
| <b>404 4044000 4044999 Group Totals</b>                       | <b>\$0.00</b>              | <b>\$0.00</b>                      | <b>\$0.00</b>               | <b>\$0.00</b>                      | <b>\$10.00</b>                          | <b>\$10.00</b>            |              |               |                |
| <b>CAPITAL OUTLAY</b>   | <b>\$0.00</b>              | <b>\$0.00</b>                      | <b>\$0.00</b>               | <b>\$0.00</b>                      |   | <b>\$10.00</b>            | <b>0.00%</b> | <b>0.00%</b>  | <b>100.00%</b> |
| <b>1000 0404 Department Totals</b>                            | <b>\$0.00</b>              | <b>\$0.00</b>                      | <b>\$155.27</b>             | <b>\$459.12</b>                    | <b>\$10,000.00</b>                      | <b>\$9,540.88</b>         |              |               |                |
| <b>CIRCUIT COURT COORD III-BRENDA</b>                         | <b>\$0.00</b>              | <b>\$0.00</b>                      | <b>\$155.27</b>             | <b>\$459.12</b>                    |   | <b>\$9,540.88</b>         | <b>1.55%</b> | <b>4.59%</b>  | <b>95.41%</b>  |

Month 3  
 Date Range 3/1/2026 - 3/31/2026  
 Fund Range 1000 - 6400  
 Dept Range 0001 - 9999 Item Range 0001 - 9999

**CRAIGHEAD COUNTY BUDGET DETAIL REPORT**

4/3/2026 12:16:06 PM

Page 30

Pg Brk Dept N Only W/Budget Amt N Show Act Balance N  
 No % N Only W/Balances N No Adj Expenditures N  
 No Shade N Only W/Transactions N No Adj Budget Y

| Description   | Transfers<br>Appropriation | YTD Transfers<br>YTD Appropriation | Expenditures<br>Adj Expend. | YTD Expenditures<br>Adj YTD Expend | Original Budget                       | Balance<br>Actual Balance | %<br>Used    | YTD %<br>Used | %<br>Left     |
|---|----------------------------|------------------------------------|-----------------------------|------------------------------------|---------------------------------------|---------------------------|--------------|---------------|---------------|
| <b>Fund 1000 COUNTY GENERAL</b>                               |                            |                                    | <b>Department</b>           | <b>0405</b>                        | <b>CIRCUIT COURT COORD IV-APRIL R</b> |                           |              |               |               |
| <b>Group 04052000 - 04052999 SUPPLIES</b>                     |                            |                                    |                             |                                    |                                       |                           |              |               |               |
| 1000- 04052001  | \$0.00                     | \$0.00                             | \$0.00                      | \$521.95                           | \$2,150.00                            | \$1,628.05                |              |               |               |
| GENERAL OFFICE SUPPLIES                                       | \$0.00                     | \$0.00                             | \$0.00                      | \$521.95                           |                                       | \$1,628.05                | 0.00%        | 24.28%        | 75.72%        |
| 1000- 04052002  | \$0.00                     | \$0.00                             | \$0.00                      | \$0.00                             | \$500.00                              | \$500.00                  |              |               |               |
| SMALL EQUIPMENT   | \$0.00                     | \$0.00                             | \$0.00                      | \$0.00                             |                                       | \$500.00                  | 0.00%        | 0.00%         | 100.00%       |
| <b>405 4052000 4052999 Group Totals</b>                       | <b>\$0.00</b>              | <b>\$0.00</b>                      | <b>\$0.00</b>               | <b>\$521.95</b>                    | <b>\$2,650.00</b>                     | <b>\$2,128.05</b>         |              |               |               |
| <b>SUPPLIES</b>   | <b>\$0.00</b>              | <b>\$0.00</b>                      | <b>\$0.00</b>               | <b>\$521.95</b>                    |                                       | <b>\$2,128.05</b>         | <b>0.00%</b> | <b>19.70%</b> | <b>80.30%</b> |
| <b>Group 04053000 - 04053999 OTHER SERVICES &amp; CHARGES</b> |                            |                                    |                             |                                    |                                       |                           |              |               |               |
| 1000- 04053020  | \$0.00                     | \$0.00                             | \$24.17                     | \$49.01                            | \$700.00                              | \$650.99                  |              |               |               |
| TELEPHONE & FAX- LANDLINE                                     | \$0.00                     | \$0.00                             | \$24.17                     | \$49.01                            |                                       | \$650.99                  | 3.45%        | 7.00%         | 93.00%        |
| 1000- 04053021  | \$0.00                     | \$0.00                             | \$0.00                      | \$244.00                           | \$500.00                              | \$256.00                  |              |               |               |
| POSTAGE   | \$0.00                     | \$0.00                             | \$0.00                      | \$244.00                           |                                       | \$256.00                  | 0.00%        | 48.80%        | 51.20%        |
| 1000- 04053022  | \$0.00                     | \$0.00                             | \$24.37                     | \$48.75                            | \$350.00                              | \$301.25                  |              |               |               |
| CELL PHONE & PAGERS   | \$0.00                     | \$0.00                             | \$24.37                     | \$48.75                            |                                       | \$301.25                  | 6.96%        | 13.93%        | 86.07%        |
| 1000- 04053023  | \$0.00                     | \$0.00                             | \$0.00                      | \$0.00                             | \$150.00                              | \$150.00                  |              |               |               |
| INTERNET CONNECTION   | \$0.00                     | \$0.00                             | \$0.00                      | \$0.00                             |                                       | \$150.00                  | 0.00%        | 0.00%         | 100.00%       |
| 1000- 04053030  | \$0.00                     | \$0.00                             | \$0.00                      | \$0.00                             | \$500.00                              | \$500.00                  |              |               |               |
| TRAVEL  | \$0.00                     | \$0.00                             | \$0.00                      | \$0.00                             |                                       | \$500.00                  | 0.00%        | 0.00%         | 100.00%       |
| 1000- 04053073  | \$0.00                     | \$0.00                             | \$34.19                     | \$98.11                            | \$800.00                              | \$701.89                  |              |               |               |
| LEASE MACHINERY & EQUIP(INCL COPY                             | \$0.00                     | \$0.00                             | \$34.19                     | \$98.11                            |                                       | \$701.89                  | 4.27%        | 12.26%        | 87.74%        |
| 1000- 04053090  | \$0.00                     | \$0.00                             | \$0.00                      | \$480.00                           | \$1,112.34                            | \$632.34                  |              |               |               |
| DUES MEMBERSHIPS SUB  | \$0.00                     | \$0.00                             | \$0.00                      | \$480.00                           |                                       | \$632.34                  | 0.00%        | 43.15%        | 56.85%        |
| 1000- 04053094  | \$0.00                     | \$0.00                             | \$0.00                      | \$0.00                             | \$400.00                              | \$400.00                  |              |               |               |
| MEALS & LODGING   | \$0.00                     | \$0.00                             | \$0.00                      | \$0.00                             |                                       | \$400.00                  | 0.00%        | 0.00%         | 100.00%       |
| 1000- 04053100  | \$0.00                     | \$0.00                             | \$0.00                      | \$0.00                             | \$300.00                              | \$300.00                  |              |               |               |
| OTHER MISCELLANEOUS   | \$0.00                     | \$0.00                             | \$0.00                      | \$0.00                             |                                       | \$300.00                  | 0.00%        | 0.00%         | 100.00%       |
| 1000- 04053101  | \$0.00                     | \$0.00                             | \$0.00                      | \$0.00                             | \$500.00                              | \$500.00                  |              |               |               |
| TRAINING & EDUCATION  | \$0.00                     | \$0.00                             | \$0.00                      | \$0.00                             |                                       | \$500.00                  | 0.00%        | 0.00%         | 100.00%       |
| 1000- 04053102  | \$0.00                     | \$0.00                             | \$113.02                    | \$328.12                           | \$2,037.66                            | \$1,709.54                |              |               |               |
| COMP SOFTWARESUPPORT/MAINT/REC                                | \$0.00                     | \$0.00                             | \$113.02                    | \$328.12                           |                                       | \$1,709.54                | 5.55%        | 16.10%        | 83.90%        |
| <b>405 4053000 4053999 Group Totals</b>                       | <b>\$0.00</b>              | <b>\$0.00</b>                      | <b>\$195.75</b>             | <b>\$1,247.99</b>                  | <b>\$7,350.00</b>                     | <b>\$6,102.01</b>         |              |               |               |
| <b>OTHER SERVICES &amp; CHARGES</b>                           | <b>\$0.00</b>              | <b>\$0.00</b>                      | <b>\$195.75</b>             | <b>\$1,247.99</b>                  |                                       | <b>\$6,102.01</b>         | <b>2.66%</b> | <b>16.98%</b> | <b>83.02%</b> |
| <b>1000 0405 Department Totals</b>                            | <b>\$0.00</b>              | <b>\$0.00</b>                      | <b>\$195.75</b>             | <b>\$1,769.94</b>                  | <b>\$10,000.00</b>                    | <b>\$8,230.06</b>         |              |               |               |
| <b>CIRCUIT COURT COORD IV-APRIL R</b>                         | <b>\$0.00</b>              | <b>\$0.00</b>                      | <b>\$195.75</b>             | <b>\$1,769.94</b>                  |                                       | <b>\$8,230.06</b>         | <b>1.96%</b> | <b>17.70%</b> | <b>82.30%</b> |

Month 3  
 Date Range 3/1/2026 - 3/31/2026  
 Fund Range 1000 - 6400  
 Dept Range 0001 - 9999 Item Range 0001 - 9999

### CRAIGHEAD COUNTY BUDGET DETAIL REPORT

4/3/2026 12:16:06 PM

Page 31

Pg Brk Dept N Only W/Budget Amt N Show Act Balance N  
 No % N Only W/Balances N No Adj Expenditures N  
 No Shade N Only W/Transactions N No Adj Budget Y

| Description   | Transfers<br>Appropriation | YTD Transfers<br>YTD Appropriation | Expenditures<br>Adj Expend. | YTD Expenditures<br>Adj YTD Expend | Original Budget                      | Balance<br>Actual Balance | %<br>Used    | YTD %<br>Used | %<br>Left     |
|---|----------------------------|------------------------------------|-----------------------------|------------------------------------|--------------------------------------|---------------------------|--------------|---------------|---------------|
| <b>Fund 1000 COUNTY GENERAL</b>                               |                            |                                    | <b>Department</b>           | <b>0406</b>                        | <b>CIRCUIT COURT COORD V-JOYCE M</b> |                           |              |               |               |
| <b>Group 04062000 - 04062999 SUPPLIES</b>                     |                            |                                    |                             |                                    |                                      |                           |              |               |               |
| 1000- 04062001  | \$0.00                     | \$0.00                             | \$10.01                     | \$205.74                           | \$2,600.00                           | \$2,394.26                |              |               |               |
| GENERAL OFFICE SUPPLIES                                       | \$0.00                     | \$0.00                             | \$10.01                     | \$205.74                           |                                      | \$2,394.26                | 0.38%        | 7.91%         | 92.09%        |
| 1000- 04062002  | \$0.00                     | \$0.00                             | \$0.00                      | \$0.00                             | \$1,500.00                           | \$1,500.00                |              |               |               |
| SMALL EQUIPMENT   | \$0.00                     | \$0.00                             | \$0.00                      | \$0.00                             |                                      | \$1,500.00                | 0.00%        | 0.00%         | 100.00%       |
| <b>406 4062000 4062999 Group Totals</b>                       | <b>\$0.00</b>              | <b>\$0.00</b>                      | <b>\$10.01</b>              | <b>\$205.74</b>                    | <b>\$4,100.00</b>                    | <b>\$3,894.26</b>         |              |               |               |
| <b>SUPPLIES</b>   | <b>\$0.00</b>              | <b>\$0.00</b>                      | <b>\$10.01</b>              | <b>\$205.74</b>                    |                                      | <b>\$3,894.26</b>         | <b>0.24%</b> | <b>5.02%</b>  | <b>94.98%</b> |
| <b>Group 04063000 - 04063999 OTHER SERVICES &amp; CHARGES</b> |                            |                                    |                             |                                    |                                      |                           |              |               |               |
| 1000- 04063002  | \$0.00                     | \$0.00                             | \$0.00                      | \$0.00                             | \$300.00                             | \$300.00                  |              |               |               |
| MANAGEMENT CONSULTING   | \$0.00                     | \$0.00                             | \$0.00                      | \$0.00                             |                                      | \$300.00                  | 0.00%        | 0.00%         | 100.00%       |
| 1000- 04063020  | \$0.00                     | \$0.00                             | \$24.17                     | \$61.43                            | \$700.00                             | \$638.57                  |              |               |               |
| TELEPHONE & FAX - LANDLINE                                    | \$0.00                     | \$0.00                             | \$24.17                     | \$61.43                            |                                      | \$638.57                  | 3.45%        | 8.78%         | 91.22%        |
| 1000- 04063021  | \$0.00                     | \$0.00                             | \$0.00                      | \$0.00                             | \$200.00                             | \$200.00                  |              |               |               |
| POSTAGE   | \$0.00                     | \$0.00                             | \$0.00                      | \$0.00                             |                                      | \$200.00                  | 0.00%        | 0.00%         | 100.00%       |
| 1000- 04063023  | \$0.00                     | \$0.00                             | \$0.00                      | \$0.00                             | \$100.00                             | \$100.00                  |              |               |               |
| INTERNET CONNECTION   | \$0.00                     | \$0.00                             | \$0.00                      | \$0.00                             |                                      | \$100.00                  | 0.00%        | 0.00%         | 100.00%       |
| 1000- 04063030  | \$0.00                     | \$0.00                             | \$0.00                      | \$0.00                             | \$100.00                             | \$100.00                  |              |               |               |
| TRAVEL  | \$0.00                     | \$0.00                             | \$0.00                      | \$0.00                             |                                      | \$100.00                  | 0.00%        | 0.00%         | 100.00%       |
| 1000- 04063073  | \$0.00                     | \$0.00                             | \$34.20                     | \$98.12                            | \$500.00                             | \$401.88                  |              |               |               |
| LEASE MACHINERY & EQUIP(INCL COPY                             | \$0.00                     | \$0.00                             | \$34.20                     | \$98.12                            |                                      | \$401.88                  | 6.84%        | 19.62%        | 80.38%        |
| 1000- 04063090  | \$0.00                     | \$0.00                             | \$0.00                      | \$85.00                            | \$1,400.00                           | \$1,315.00                |              |               |               |
| DUES MEMBERSHIPS SUB  | \$0.00                     | \$0.00                             | \$0.00                      | \$85.00                            |                                      | \$1,315.00                | 0.00%        | 6.07%         | 93.93%        |
| 1000- 04063100  | \$0.00                     | \$0.00                             | \$0.00                      | \$0.00                             | \$1,000.00                           | \$1,000.00                |              |               |               |
| OTHER MISCELLANEOUS   | \$0.00                     | \$0.00                             | \$0.00                      | \$0.00                             |                                      | \$1,000.00                | 0.00%        | 0.00%         | 100.00%       |
| 1000- 04063101  | \$0.00                     | \$0.00                             | \$0.00                      | \$0.00                             | \$100.00                             | \$100.00                  |              |               |               |
| TRAINING & EDUCATION  | \$0.00                     | \$0.00                             | \$0.00                      | \$0.00                             |                                      | \$100.00                  | 0.00%        | 0.00%         | 100.00%       |
| 1000- 04063102  | \$0.00                     | \$0.00                             | \$113.02                    | \$328.12                           | \$1,500.00                           | \$1,171.88                |              |               |               |
| COMP SOFTWARESUPPORT/MAINT/REC                                | \$0.00                     | \$0.00                             | \$113.02                    | \$328.12                           |                                      | \$1,171.88                | 7.54%        | 21.88%        | 78.12%        |
| <b>406 4063000 4063999 Group Totals</b>                       | <b>\$0.00</b>              | <b>\$0.00</b>                      | <b>\$171.39</b>             | <b>\$572.67</b>                    | <b>\$5,900.00</b>                    | <b>\$5,327.33</b>         |              |               |               |
| <b>OTHER SERVICES &amp; CHARGES</b>                           | <b>\$0.00</b>              | <b>\$0.00</b>                      | <b>\$171.39</b>             | <b>\$572.67</b>                    |                                      | <b>\$5,327.33</b>         | <b>2.90%</b> | <b>9.71%</b>  | <b>90.29%</b> |
| <b>1000 0406 Department Totals</b>                            | <b>\$0.00</b>              | <b>\$0.00</b>                      | <b>\$181.40</b>             | <b>\$778.41</b>                    | <b>\$10,000.00</b>                   | <b>\$9,221.59</b>         |              |               |               |
| <b>CIRCUIT COURT COORD V-JOYCE M</b>                          | <b>\$0.00</b>              | <b>\$0.00</b>                      | <b>\$181.40</b>             | <b>\$778.41</b>                    |                                      | <b>\$9,221.59</b>         | <b>1.81%</b> | <b>7.78%</b>  | <b>92.22%</b> |

Month 3  
 Date Range 3/1/2026 - 3/31/2026  
 Fund Range 1000 - 6400  
 Dept Range 0001 - 9999 Item Range 0001 - 9999

### CRAIGHEAD COUNTY BUDGET DETAIL REPORT

4/3/2026 12:16:06 PM

Page 32

Pg Brk Dept N Only W/Budget Amt N Show Act Balance N  
 No % N Only W/Balances N No Adj Expenditures N  
 No Shade N Only W/Transactions N No Adj Budget Y

| Description   | Transfers<br>Appropriation | YTD Transfers<br>YTD Appropriation | Expenditures<br>Adj Expend. | YTD Expenditures<br>Adj YTD Expend | Original Budget             | Balance<br>Actual Balance | %<br>Used    | YTD %<br>Used | %<br>Left      |
|---|----------------------------|------------------------------------|-----------------------------|------------------------------------|-----------------------------|---------------------------|--------------|---------------|----------------|
| <b>Fund 1000 COUNTY GENERAL</b>                               |                            |                                    |                             |                                    |                             |                           |              |               |                |
| <b>Group 04072000 - 04072999 SUPPLIES</b>                     |                            |                                    | <b>Department</b>           | <b>0407</b>                        | <b>TRIAL COURT ADMIN VI</b> |                           |              |               |                |
| 1000- 04072001  | \$0.00                     | \$0.00                             | \$0.00                      | \$0.00                             | \$2,500.00                  | \$2,500.00                |              |               |                |
| GENERAL SUPPLIES ( CONSUMED OT AL                             | \$0.00                     | \$0.00                             | \$0.00                      | \$0.00                             | \$2,500.00                  | \$2,500.00                | 0.00%        | 0.00%         | 100.00%        |
| 1000- 04072002  | \$0.00                     | \$0.00                             | \$0.00                      | \$0.00                             | \$2,500.00                  | \$2,500.00                |              |               |                |
| SMALL EQUIPMENT ( LESS THAN CAPITI/                           | \$0.00                     | \$0.00                             | \$0.00                      | \$0.00                             | \$2,500.00                  | \$2,500.00                | 0.00%        | 0.00%         | 100.00%        |
| <b>407 4072000 4072999 Group Totals</b>                       | <b>\$0.00</b>              | <b>\$0.00</b>                      | <b>\$0.00</b>               | <b>\$0.00</b>                      | <b>\$5,000.00</b>           | <b>\$5,000.00</b>         |              |               |                |
| <b>SUPPLIES</b>   | <b>\$0.00</b>              | <b>\$0.00</b>                      | <b>\$0.00</b>               | <b>\$0.00</b>                      | <b>\$5,000.00</b>           | <b>\$5,000.00</b>         | <b>0.00%</b> | <b>0.00%</b>  | <b>100.00%</b> |
| <b>Group 04073000 - 04073999 OTHER SERVICES &amp; CHARGES</b> |                            |                                    |                             |                                    |                             |                           |              |               |                |
| 1000- 04073002  | \$0.00                     | \$0.00                             | \$0.00                      | \$0.00                             | \$10.00                     | \$10.00                   |              |               |                |
| MANAGEMENT CONSULTING   | \$0.00                     | \$0.00                             | \$0.00                      | \$0.00                             | \$10.00                     | \$10.00                   | 0.00%        | 0.00%         | 100.00%        |
| 1000- 04073009  | \$0.00                     | \$0.00                             | \$0.00                      | \$0.00                             | \$10.00                     | \$10.00                   |              |               |                |
| OTHER PROFESSIONAL SERVICES ( COM                             | \$0.00                     | \$0.00                             | \$0.00                      | \$0.00                             | \$10.00                     | \$10.00                   | 0.00%        | 0.00%         | 100.00%        |
| 1000- 04073020  | \$0.00                     | \$0.00                             | \$15.31                     | \$34.98                            | \$400.00                    | \$365.02                  |              |               |                |
| TELEPHONE & FAX-LANDLINE                                      | \$0.00                     | \$0.00                             | \$15.31                     | \$34.98                            | \$400.00                    | \$365.02                  | 3.83%        | 8.74%         | 91.26%         |
| 1000- 04073021  | \$0.00                     | \$0.00                             | \$0.00                      | \$0.00                             | \$200.00                    | \$200.00                  |              |               |                |
| POSTAGE   | \$0.00                     | \$0.00                             | \$0.00                      | \$0.00                             | \$200.00                    | \$200.00                  | 0.00%        | 0.00%         | 100.00%        |
| 1000- 04073023  | \$0.00                     | \$0.00                             | \$0.00                      | \$0.00                             | \$10.00                     | \$10.00                   |              |               |                |
| INTERNET CONNECTION   | \$0.00                     | \$0.00                             | \$0.00                      | \$0.00                             | \$10.00                     | \$10.00                   | 0.00%        | 0.00%         | 100.00%        |
| 1000- 04073030  | \$0.00                     | \$0.00                             | \$0.00                      | \$0.00                             | \$250.00                    | \$250.00                  |              |               |                |
| TRAVEL  | \$0.00                     | \$0.00                             | \$0.00                      | \$0.00                             | \$250.00                    | \$250.00                  | 0.00%        | 0.00%         | 100.00%        |
| 1000- 04073073  | \$0.00                     | \$0.00                             | \$0.00                      | \$0.00                             | \$20.00                     | \$20.00                   |              |               |                |
| LEASE MACHINERY & EQUIP(INCL COPY                             | \$0.00                     | \$0.00                             | \$0.00                      | \$0.00                             | \$20.00                     | \$20.00                   | 0.00%        | 0.00%         | 100.00%        |
| 1000- 04073090  | \$0.00                     | \$0.00                             | \$300.00                    | \$300.00                           | \$1,000.00                  | \$700.00                  |              |               |                |
| DUES, MEMBERSHIP, SUB   | \$0.00                     | \$0.00                             | \$300.00                    | \$300.00                           | \$1,000.00                  | \$700.00                  | 30.00%       | 30.00%        | 70.00%         |
| 1000- 04073094  | \$0.00                     | \$0.00                             | \$0.00                      | \$0.00                             | \$100.00                    | \$100.00                  |              |               |                |
| MEALS & LODGING   | \$0.00                     | \$0.00                             | \$0.00                      | \$0.00                             | \$100.00                    | \$100.00                  | 0.00%        | 0.00%         | 100.00%        |
| 1000- 04073100  | \$0.00                     | \$0.00                             | \$0.00                      | \$0.00                             | \$500.00                    | \$500.00                  |              |               |                |
| OTHER MISCELLANEOUS   | \$0.00                     | \$0.00                             | \$0.00                      | \$0.00                             | \$500.00                    | \$500.00                  | 0.00%        | 0.00%         | 100.00%        |
| 1000- 04073101  | \$0.00                     | \$0.00                             | \$0.00                      | \$0.00                             | \$500.00                    | \$500.00                  |              |               |                |
| TRAINING & EDUCATION  | \$0.00                     | \$0.00                             | \$0.00                      | \$0.00                             | \$500.00                    | \$500.00                  | 0.00%        | 0.00%         | 100.00%        |
| 1000- 04073102  | \$0.00                     | \$0.00                             | \$113.02                    | \$328.12                           | \$2,000.00                  | \$1,671.88                |              |               |                |
| COMP SOFTWARE , SUPPORT/MAINT/ RE                             | \$0.00                     | \$0.00                             | \$113.02                    | \$328.12                           | \$2,000.00                  | \$1,671.88                | 5.65%        | 16.41%        | 83.59%         |
| <b>407 4073000 4073999 Group Totals</b>                       | <b>\$0.00</b>              | <b>\$0.00</b>                      | <b>\$428.33</b>             | <b>\$663.10</b>                    | <b>\$5,000.00</b>           | <b>\$4,336.90</b>         |              |               |                |
| <b>OTHER SERVICES &amp; CHARGES</b>                           | <b>\$0.00</b>              | <b>\$0.00</b>                      | <b>\$428.33</b>             | <b>\$663.10</b>                    | <b>\$5,000.00</b>           | <b>\$4,336.90</b>         | <b>8.57%</b> | <b>13.26%</b> | <b>86.74%</b>  |
| <b>1000 0407 Department Totals</b>                            | <b>\$0.00</b>              | <b>\$0.00</b>                      | <b>\$428.33</b>             | <b>\$663.10</b>                    | <b>\$10,000.00</b>          | <b>\$9,336.90</b>         |              |               |                |
| <b>TRIAL COURT ADMIN VI</b>                                   | <b>\$0.00</b>              | <b>\$0.00</b>                      | <b>\$428.33</b>             | <b>\$663.10</b>                    | <b>\$10,000.00</b>          | <b>\$9,336.90</b>         | <b>4.28%</b> | <b>6.63%</b>  | <b>93.37%</b>  |

Month 3  
 Date Range 3/1/2026 - 3/31/2026  
 Fund Range 1000 - 6400  
 Dept Range 0001 - 9999 Item Range 0001 - 9999

**CRAIGHEAD COUNTY BUDGET DETAIL REPORT**

4/3/2026 12:16:06 PM

Page 33

Pg Brk Dept N Only W/Budget Amt N Show Act Balance N  
 No % N Only W/Balances N No Adj Expenditures N  
 No Shade N Only W/Transactions N No Adj Budget Y

| Description   | Transfers<br>Appropriation | YTD Transfers<br>YTD Appropriation | Expenditures<br>Adj Expend. | YTD Expenditures<br>Adj YTD Expend | Original Budget              | Balance<br>Actual Balance | %<br>Used    | YTD %<br>Used | %<br>Left      |
|---|----------------------------|------------------------------------|-----------------------------|------------------------------------|------------------------------|---------------------------|--------------|---------------|----------------|
| <b>Fund 1000 COUNTY GENERAL</b>                               |                            |                                    | <b>Department</b>           | <b>0408</b>                        | <b>TRAIL COURT ADMIN VII</b> |                           |              |               |                |
| <b>Group 04082000 - 04082999 SUPPLIES</b>                     |                            |                                    |                             |                                    |                              |                           |              |               |                |
| 1000- 04082001  | \$0.00                     | \$0.00                             | \$0.00                      | \$0.00                             | \$1,800.00                   | \$1,800.00                |              |               | 100.00%        |
| GENERAL SUPPLIES ( CONSUMED OR AL                             | \$0.00                     | \$0.00                             | \$0.00                      | \$0.00                             | \$1,800.00                   | \$1,800.00                | 0.00%        | 0.00%         | 100.00%        |
| 1000- 04082002  | \$0.00                     | \$0.00                             | \$0.00                      | \$866.92                           | \$800.00                     | -\$66.92                  |              |               |                |
| SMALL EQUIPMENT ( LESS THAN CAPITA                            | \$0.00                     | \$0.00                             | \$0.00                      | \$866.92                           |                              | -\$66.92                  | 0.00%        | 0.00%         | 0.00%          |
| <b>408 4082000 4082999 Group Totals</b>                       | <b>\$0.00</b>              | <b>\$0.00</b>                      | <b>\$0.00</b>               | <b>\$866.92</b>                    | <b>\$2,600.00</b>            | <b>\$1,733.08</b>         | <b>0.00%</b> | <b>33.34%</b> | <b>66.66%</b>  |
| <b>SUPPLIES</b>   | <b>\$0.00</b>              | <b>\$0.00</b>                      | <b>\$0.00</b>               | <b>\$866.92</b>                    |                              | <b>\$1,733.08</b>         | <b>0.00%</b> | <b>33.34%</b> | <b>66.66%</b>  |
| <b>Group 04083000 - 04083999 OTHER SERVICES &amp; CHARGES</b> |                            |                                    |                             |                                    |                              |                           |              |               |                |
| 1000- 04083002  | \$0.00                     | \$0.00                             | \$0.00                      | \$0.00                             | \$10.00                      | \$10.00                   |              |               | 100.00%        |
| MANAGEMENT CONSULTING   | \$0.00                     | \$0.00                             | \$0.00                      | \$0.00                             | \$10.00                      | \$10.00                   | 0.00%        | 0.00%         | 100.00%        |
| 1000- 04083009  | \$0.00                     | \$0.00                             | \$0.00                      | \$0.00                             | \$10.00                      | \$10.00                   |              |               | 100.00%        |
| OTHER PROFESSIONAL SERVICES ( COM                             | \$0.00                     | \$0.00                             | \$0.00                      | \$0.00                             | \$10.00                      | \$10.00                   | 0.00%        | 0.00%         | 100.00%        |
| 1000- 04083020  | \$0.00                     | \$0.00                             | \$8.06                      | \$32.90                            | \$400.00                     | \$367.10                  |              |               |                |
| TELEPHONE & FAX LANDLINE                                      | \$0.00                     | \$0.00                             | \$8.06                      | \$32.90                            | \$400.00                     | \$367.10                  | 2.02%        | 8.22%         | 91.78%         |
| 1000- 04083021  | \$0.00                     | \$0.00                             | \$0.00                      | \$0.00                             | \$300.00                     | \$300.00                  |              |               | 100.00%        |
| POSTAGE   | \$0.00                     | \$0.00                             | \$0.00                      | \$0.00                             | \$300.00                     | \$300.00                  | 0.00%        | 0.00%         | 100.00%        |
| 1000- 04083023  | \$0.00                     | \$0.00                             | \$0.00                      | \$0.00                             | \$10.00                      | \$10.00                   |              |               | 100.00%        |
| INTERNET CONNECTION   | \$0.00                     | \$0.00                             | \$0.00                      | \$0.00                             | \$10.00                      | \$10.00                   | 0.00%        | 0.00%         | 100.00%        |
| 1000- 04083030  | \$0.00                     | \$0.00                             | \$0.00                      | \$0.00                             | \$750.00                     | \$750.00                  |              |               | 100.00%        |
| TRAVEL  | \$0.00                     | \$0.00                             | \$0.00                      | \$0.00                             | \$750.00                     | \$750.00                  | 0.00%        | 0.00%         | 100.00%        |
| 1000- 04083073  | \$0.00                     | \$0.00                             | \$0.00                      | \$0.00                             | \$10.00                      | \$10.00                   |              |               | 100.00%        |
| LEASE MACHINERY & EQUIPMENT(INCL (                            | \$0.00                     | \$0.00                             | \$0.00                      | \$0.00                             | \$10.00                      | \$10.00                   | 0.00%        | 0.00%         | 100.00%        |
| 1000- 04083090  | \$0.00                     | \$0.00                             | \$50.00                     | \$149.99                           | \$1,450.00                   | \$1,300.01                |              |               |                |
| DUES , MEMBERSHIP , SUBS                                      | \$0.00                     | \$0.00                             | \$50.00                     | \$149.99                           | \$1,450.00                   | \$1,300.01                | 3.45%        | 10.34%        | 89.66%         |
| 1000- 04083094  | \$0.00                     | \$0.00                             | \$0.00                      | \$0.00                             | \$1,500.00                   | \$1,500.00                |              |               | 100.00%        |
| MEALS & LODGING   | \$0.00                     | \$0.00                             | \$0.00                      | \$0.00                             | \$1,500.00                   | \$1,500.00                | 0.00%        | 0.00%         | 100.00%        |
| 1000- 04083100  | \$0.00                     | \$0.00                             | \$0.00                      | \$113.37                           | \$350.00                     | \$236.63                  |              |               |                |
| OTHER MISCELLANEOUS   | \$0.00                     | \$0.00                             | \$0.00                      | \$113.37                           | \$350.00                     | \$236.63                  | 0.00%        | 32.39%        | 67.61%         |
| 1000- 04083101  | \$0.00                     | \$0.00                             | \$0.00                      | \$0.00                             | \$800.00                     | \$800.00                  |              |               | 100.00%        |
| TRAINING & EDUCATION  | \$0.00                     | \$0.00                             | \$0.00                      | \$0.00                             | \$800.00                     | \$800.00                  | 0.00%        | 0.00%         | 100.00%        |
| 1000- 04083102  | \$0.00                     | \$0.00                             | \$113.02                    | \$328.12                           | \$1,800.00                   | \$1,471.88                |              |               |                |
| COPM SOFTWARE, SUPPORT/MAINT/REC                              | \$0.00                     | \$0.00                             | \$113.02                    | \$328.12                           | \$1,800.00                   | \$1,471.88                | 6.28%        | 18.23%        | 81.77%         |
| <b>408 4083000 4083999 Group Totals</b>                       | <b>\$0.00</b>              | <b>\$0.00</b>                      | <b>\$171.08</b>             | <b>\$624.38</b>                    | <b>\$7,390.00</b>            | <b>\$6,765.62</b>         | <b>2.31%</b> | <b>8.45%</b>  | <b>91.55%</b>  |
| <b>OTHER SERVICES &amp; CHARGES</b>                           | <b>\$0.00</b>              | <b>\$0.00</b>                      | <b>\$171.08</b>             | <b>\$624.38</b>                    |                              | <b>\$6,765.62</b>         | <b>2.31%</b> | <b>8.45%</b>  | <b>91.55%</b>  |
| <b>Group 04084000 - 04084999 CAPITAL OUTLAY</b>               |                            |                                    |                             |                                    |                              |                           |              |               |                |
| 1000- 04084004  | \$0.00                     | \$0.00                             | \$0.00                      | \$0.00                             | \$10.00                      | \$10.00                   |              |               | 100.00%        |
| MACHINERY AND EQUIPMENT                                       | \$0.00                     | \$0.00                             | \$0.00                      | \$0.00                             | \$10.00                      | \$10.00                   | 0.00%        | 0.00%         | 100.00%        |
| <b>408 4084000 4084999 Group Totals</b>                       | <b>\$0.00</b>              | <b>\$0.00</b>                      | <b>\$0.00</b>               | <b>\$0.00</b>                      | <b>\$10.00</b>               | <b>\$10.00</b>            | <b>0.00%</b> | <b>0.00%</b>  | <b>100.00%</b> |
| <b>CAPITAL OUTLAY</b>   | <b>\$0.00</b>              | <b>\$0.00</b>                      | <b>\$0.00</b>               | <b>\$0.00</b>                      |                              | <b>\$10.00</b>            | <b>0.00%</b> | <b>0.00%</b>  | <b>100.00%</b> |
| <b>1000 0408 Department Totals</b>                            | <b>\$0.00</b>              | <b>\$0.00</b>                      | <b>\$171.08</b>             | <b>\$1,491.30</b>                  | <b>\$10,000.00</b>           | <b>\$8,508.70</b>         | <b>1.71%</b> | <b>14.91%</b> | <b>85.09%</b>  |
| <b>TRAIL COURT ADMIN VII</b>                                  | <b>\$0.00</b>              | <b>\$0.00</b>                      | <b>\$171.08</b>             | <b>\$1,491.30</b>                  |                              | <b>\$8,508.70</b>         | <b>1.71%</b> | <b>14.91%</b> | <b>85.09%</b>  |

Month 3  
 Date Range 3/1/2026 - 3/31/2026  
 Fund Range 1000 - 6400  
 Dept Range 0001 - 9999 Item Range 0001 - 9999

**CRAIGHEAD COUNTY BUDGET DETAIL REPORT**

4/3/2026 12:16:06 PM

Page 34

Pg Brk Dept N Only W/Budget Amt N Show Act Balance N  
 No % N Only W/Balances N No Adj Expenditures N  
 No Shade N Only W/Transactions N No Adj Budget Y

| Description   | Transfers<br>Appropriation | YTD Transfers<br>YTD Appropriation | Expenditures<br>Adj Expend. | YTD Expenditures<br>Adj YTD Expend | Original Budget       | Balance<br>Actual Balance | %<br>Used     | YTD %<br>Used | %<br>Left     |
|---|----------------------------|------------------------------------|-----------------------------|------------------------------------|-----------------------|---------------------------|---------------|---------------|---------------|
| <b>Fund 1000 COUNTY GENERAL</b>                               |                            |                                    | <b>Department</b>           | <b>0409</b>                        | <b>DISTRICT COURT</b> |                           |               |               |               |
| <b>Group 04090100 - 04091999 PERSONAL SERVICES</b>            |                            |                                    |                             |                                    |                       |                           |               |               |               |
| 1000- 04091001 SALARIES                                       | <b>-\$2,070.34</b>         | <b>-\$6,211.02</b>                 | \$46,022.35                 | \$178,405.10                       | \$795,292.92          | \$610,676.80              | 6.05%         | 23.21%        | 76.79%        |
|   | \$0.00                     | \$0.00                             | \$48,092.69                 | \$184,616.12                       |                       | \$610,676.80              |               |               |               |
| 1000- 04091002 DEPUTY CLERK (PT) LESS 80 HRS / \$15           | \$0.00                     | \$0.00                             | \$732.63                    | \$3,313.90                         | \$14,400.00           | \$11,086.10               |               |               |               |
|   | \$0.00                     | \$0.00                             | \$732.63                    | \$3,313.90                         |                       | \$11,086.10               | 5.09%         | 23.01%        | 76.99%        |
| 1000- 04091006 SOCIAL SECURITY MATCH                          | \$0.00                     | \$0.00                             | \$6,345.84                  | \$14,984.27                        | \$61,941.51           | \$46,957.24               |               |               |               |
|   | \$0.00                     | \$0.00                             | \$6,345.84                  | \$14,984.27                        |                       | \$46,957.24               | 10.24%        | 24.19%        | 75.81%        |
| 1000- 04091007 RETIREMENT MATCH                               | \$0.00                     | \$0.00                             | \$13,402.41                 | \$31,668.90                        | \$121,838.88          | \$90,169.98               |               |               |               |
|   | \$0.00                     | \$0.00                             | \$13,402.41                 | \$31,668.90                        |                       | \$90,169.98               | 11.00%        | 25.99%        | 74.01%        |
| 1000- 04091009 HEALTH INSURANCE MATCH                         | <b>-\$9,038.26</b>         | <b>-\$28,276.10</b>                | \$0.00                      | \$0.00                             | \$107,860.31          | \$79,584.21               |               |               |               |
|   | \$0.00                     | \$0.00                             | \$9,038.26                  | \$28,276.10                        |                       | \$79,584.21               | 8.38%         | 26.22%        | 73.78%        |
| 1000- 04091010 WORKMEN'S COMPENSATION                         | \$0.00                     | \$0.00                             | \$0.00                      | \$974.78                           | \$974.78              | \$0.00                    |               |               |               |
|   | \$0.00                     | \$0.00                             | \$0.00                      | \$974.78                           |                       | \$0.00                    | 0.00%         | 100.00%       | 0.00%         |
| 1000- 04091011 UNEMPLOYMENT COMPENSATION                      | \$0.00                     | \$0.00                             | \$0.00                      | \$0.00                             | \$4,320.00            | \$4,320.00                |               |               |               |
|   | \$0.00                     | \$0.00                             | \$0.00                      | \$0.00                             |                       | \$4,320.00                | 0.00%         | 0.00%         | 100.00%       |
| 1000- 04091012 OTHER FRINGE BENEFITS(INCL HLTH IN             | \$0.00                     | \$0.00                             | \$50.00                     | \$50.00                            | \$750.00              | \$700.00                  |               |               |               |
|   | \$0.00                     | \$0.00                             | \$50.00                     | \$50.00                            |                       | \$700.00                  | 6.67%         | 6.67%         | 93.33%        |
| 1000- 04091016 LIFE INSURANCE                                 | \$0.00                     | \$0.00                             | \$64.38                     | \$97.68                            | \$100.00              | \$2.32                    |               |               |               |
|   | \$0.00                     | \$0.00                             | \$64.38                     | \$97.68                            |                       | \$2.32                    | 64.38%        | 97.68%        | 2.32%         |
| 1000- 04091017 VACATION-PERSONAL TIME BUYBACK                 | \$0.00                     | \$0.00                             | \$0.00                      | \$0.00                             | \$2,000.00            | \$2,000.00                |               |               |               |
|   | \$0.00                     | \$0.00                             | \$0.00                      | \$0.00                             |                       | \$2,000.00                | 0.00%         | 0.00%         | 100.00%       |
| 1000- 04091018 HEALTH INSURANCE REIMBURSEMENT                 | \$0.00                     | \$0.00                             | \$0.00                      | \$0.00                             | \$100.00              | \$100.00                  |               |               |               |
|   | \$0.00                     | \$0.00                             | \$0.00                      | \$0.00                             |                       | \$100.00                  | 0.00%         | 0.00%         | 100.00%       |
| <b>409 4090100 4091999 Group Totals</b>                       | <b>-\$11,108.60</b>        | <b>-\$34,487.12</b>                | <b>\$66,617.61</b>          | <b>\$229,494.63</b>                | <b>\$1,109,578.40</b> | <b>\$845,596.65</b>       |               |               |               |
| <b>PERSONAL SERVICES</b>                                      | <b>\$0.00</b>              | <b>\$0.00</b>                      | <b>\$77,726.21</b>          | <b>\$263,981.75</b>                |                       | <b>\$845,596.65</b>       | <b>7.00%</b>  | <b>23.79%</b> | <b>76.21%</b> |
| <b>Group 04092000 - 04092999 SUPPLIES</b>                     |                            |                                    |                             |                                    |                       |                           |               |               |               |
| 1000- 04092001 GENERAL OFFICE SUPPLIES                        | \$0.00                     | \$0.00                             | \$1,452.72                  | \$2,275.41                         | \$8,000.00            | \$5,724.59                |               |               |               |
|   | \$0.00                     | \$0.00                             | \$1,452.72                  | \$2,275.41                         |                       | \$5,724.59                | 18.16%        | 28.44%        | 71.56%        |
| 1000- 04092002 SMALL EQUIPMENT                                | \$0.00                     | \$0.00                             | \$648.04                    | \$648.04                           | \$4,000.00            | \$3,351.96                |               |               |               |
|   | \$0.00                     | \$0.00                             | \$648.04                    | \$648.04                           |                       | \$3,351.96                | 16.20%        | 16.20%        | 83.80%        |
| <b>409 4092000 4092999 Group Totals</b>                       | <b>\$0.00</b>              | <b>\$0.00</b>                      | <b>\$2,100.76</b>           | <b>\$2,923.45</b>                  | <b>\$12,000.00</b>    | <b>\$9,076.55</b>         |               |               |               |
| <b>SUPPLIES</b>   | <b>\$0.00</b>              | <b>\$0.00</b>                      | <b>\$2,100.76</b>           | <b>\$2,923.45</b>                  |                       | <b>\$9,076.55</b>         | <b>17.51%</b> | <b>24.36%</b> | <b>75.64%</b> |
| <b>Group 04093000 - 04093999 OTHER SERVICES &amp; CHARGES</b> |                            |                                    |                             |                                    |                       |                           |               |               |               |
| 1000- 04093002 MANAGEMENT CONSULTING                          | \$0.00                     | \$0.00                             | \$0.00                      | \$0.00                             | \$800.00              | \$800.00                  |               |               |               |
|   | \$0.00                     | \$0.00                             | \$0.00                      | \$0.00                             |                       | \$800.00                  | 0.00%         | 0.00%         | 100.00%       |
| 1000- 04093005 SPECIAL LEGAL                                  | \$0.00                     | \$0.00                             | \$175.00                    | \$175.00                           | \$200.00              | \$25.00                   |               |               |               |
|   | \$0.00                     | \$0.00                             | \$175.00                    | \$175.00                           |                       | \$25.00                   | 87.50%        | 87.50%        | 12.50%        |
| 1000- 04093009 OTHER PROFESSIONAL SERVICES(COMI               | \$0.00                     | \$0.00                             | \$1,086.90                  | \$3,260.70                         | \$27,700.00           | \$24,439.30               |               |               |               |
|   | \$0.00                     | \$0.00                             | \$1,086.90                  | \$3,260.70                         |                       | \$24,439.30               | 3.92%         | 11.77%        | 88.23%        |
| 1000- 04093020 TELEPHONE & FAX -LANDLINE                      | \$0.00                     | \$0.00                             | \$0.00                      | \$0.00                             | \$4,200.00            | \$4,200.00                |               |               |               |
|   | \$0.00                     | \$0.00                             | \$0.00                      | \$0.00                             |                       | \$4,200.00                | 0.00%         | 0.00%         | 100.00%       |
| 1000- 04093021 POSTAGE  | \$0.00                     | \$0.00                             | \$0.00                      | \$0.00                             | \$2,000.00            | \$2,000.00                |               |               |               |
|   | \$0.00                     | \$0.00                             | \$0.00                      | \$0.00                             |                       | \$2,000.00                | 0.00%         | 0.00%         | 100.00%       |
| 1000- 04093023 INTERNET CONNECTION                            | \$0.00                     | \$0.00                             | \$0.00                      | \$0.00                             | \$10.00               | \$10.00                   |               |               |               |
|   | \$0.00                     | \$0.00                             | \$0.00                      | \$0.00                             |                       | \$10.00                   | 0.00%         | 0.00%         | 100.00%       |
| 1000- 04093030 TRAVEL   | \$0.00                     | \$0.00                             | \$0.00                      | \$386.88                           | \$4,500.00            | \$4,113.12                |               |               |               |
|   | \$0.00                     | \$0.00                             | \$0.00                      | \$386.88                           |                       | \$4,113.12                | 0.00%         | 8.60%         | 91.40%        |

Month 3  
 Date Range 3/1/2026 - 3/31/2026  
 Fund Range 1000 - 6400  
 Dept Range 0001 - 9999 Item Range 0001 - 9999

### CRAIGHEAD COUNTY BUDGET DETAIL REPORT

4/3/2026 12:16:06 PM

Page 35

Pg Brk Dept N Only W/Budget Amt N Show Act Balance N  
 No % N Only W/Balances N No Adj Expenditures N  
 No Shade N Only W/Transactions N No Adj Budget Y

| Description   | Transfers<br>Appropriation | YTD Transfers<br>YTD Appropriation | Expenditures<br>Adj Expend. | YTD Expenditures<br>Adj YTD Expend | Original Budget       | Balance<br>Actual Balance | %<br>Used    | YTD %<br>Used | %<br>Left      |
|---|----------------------------|------------------------------------|-----------------------------|------------------------------------|-----------------------|---------------------------|--------------|---------------|----------------|
| <b>Fund 1000 COUNTY GENERAL</b>                               |                            |                                    | <b>Department</b>           | <b>0409</b>                        | <b>DISTRICT COURT</b> |                           |              |               |                |
| <b>Group 04093000 - 04093999 OTHER SERVICES &amp; CHARGES</b> |                            |                                    |                             |                                    |                       |                           |              |               |                |
| 1000- 04093052<br>FIRE AND EXTENDED COVERAGE                  | \$0.00                     | \$0.00                             | \$0.00                      | \$17,313.94                        | \$2,520.00            | -\$14,793.94              |              | 0.00%         | 0.00%          |
|   | \$0.00                     | \$0.00                             | \$0.00                      | \$17,313.94                        |                       | -\$14,793.94              | 0.00%        | 0.00%         | 0.00%          |
| 1000- 04093055<br>GENERAL LIABILITY E.O.                      | \$0.00                     | \$0.00                             | \$0.00                      | \$3,674.92                         | \$3,674.92            | \$0.00                    |              | 0.00%         | 100.00%        |
|   | \$0.00                     | \$0.00                             | \$0.00                      | \$3,674.92                         |                       | \$0.00                    | 0.00%        | 100.00%       | 0.00%          |
| 1000- 04093060<br>UTILITIES - ELECTRICITY                     | \$0.00                     | \$0.00                             | \$1,032.36                  | \$2,236.11                         | \$4,500.00            | \$2,263.89                |              | 22.94%        | 49.69%         |
|   | \$0.00                     | \$0.00                             | \$1,032.36                  | \$2,236.11                         |                       | \$2,263.89                | 22.94%       | 49.69%        | 50.31%         |
| 1000- 04093061<br>UTILITIES - GAS                             | \$0.00                     | \$0.00                             | \$246.38                    | \$951.86                           | \$1,200.00            | \$248.14                  |              | 20.53%        | 79.32%         |
|   | \$0.00                     | \$0.00                             | \$246.38                    | \$951.86                           |                       | \$248.14                  | 20.53%       | 79.32%        | 20.68%         |
| 1000- 04093070<br>RENT-LAND AND BUILDINGS                     | \$0.00                     | \$0.00                             | \$0.00                      | \$34,903.50                        | \$139,614.00          | \$104,710.50              |              | 0.00%         | 25.00%         |
|   | \$0.00                     | \$0.00                             | \$0.00                      | \$34,903.50                        |                       | \$104,710.50              | 0.00%        | 25.00%        | 75.00%         |
| 1000- 04093073<br>LEASE MACHINERY & EQUIP(INCL COPY           | \$0.00                     | \$0.00                             | \$0.00                      | \$0.00                             | \$10.00               | \$10.00                   |              | 0.00%         | 0.00%          |
|   | \$0.00                     | \$0.00                             | \$0.00                      | \$0.00                             |                       | \$10.00                   | 0.00%        | 0.00%         | 100.00%        |
| 1000- 04093090<br>DUES MEMBERSHIPS SUB                        | \$0.00                     | \$0.00                             | \$75.00                     | \$1,685.00                         | \$3,100.00            | \$1,415.00                |              | 2.42%         | 54.36%         |
|   | \$0.00                     | \$0.00                             | \$75.00                     | \$1,685.00                         |                       | \$1,415.00                | 2.42%        | 54.36%        | 45.64%         |
| 1000- 04093094<br>MEALS & LODGING                             | \$0.00                     | \$0.00                             | \$925.71                    | \$1,106.74                         | \$3,180.00            | \$2,073.26                |              | 29.11%        | 34.80%         |
|   | \$0.00                     | \$0.00                             | \$925.71                    | \$1,106.74                         |                       | \$2,073.26                | 29.11%       | 34.80%        | 65.20%         |
| 1000- 04093100<br>OTHER MISCELLANEOUS                         | \$0.00                     | \$0.00                             | \$190.00                    | \$365.00                           | \$1,500.00            | \$1,135.00                |              | 12.67%        | 24.33%         |
|   | \$0.00                     | \$0.00                             | \$190.00                    | \$365.00                           |                       | \$1,135.00                | 12.67%       | 24.33%        | 75.67%         |
| 1000- 04093101<br>TRAINING & EDUCATION                        | \$0.00                     | \$0.00                             | \$0.00                      | \$172.38                           | \$3,045.00            | \$2,872.62                |              | 0.00%         | 5.66%          |
|   | \$0.00                     | \$0.00                             | \$0.00                      | \$172.38                           |                       | \$2,872.62                | 0.00%        | 5.66%         | 94.34%         |
| 1000- 04093102<br>COMP SOFTWARESUPPORT/MAINT/REC              | \$0.00                     | \$0.00                             | \$184.05                    | \$184.05                           | \$1,000.00            | \$815.95                  |              | 18.40%        | 18.40%         |
|   | \$0.00                     | \$0.00                             | \$184.05                    | \$184.05                           |                       | \$815.95                  | 18.40%       | 18.40%        | 81.60%         |
| <b>409 4093000 4093999 Group Totals</b>                       | <b>\$0.00</b>              | <b>\$0.00</b>                      | <b>\$3,915.40</b>           | <b>\$66,416.08</b>                 | <b>\$202,753.92</b>   | <b>\$136,337.84</b>       |              |               |                |
| <b>OTHER SERVICES &amp; CHARGES</b>                           | <b>\$0.00</b>              | <b>\$0.00</b>                      | <b>\$3,915.40</b>           | <b>\$66,416.08</b>                 |                       | <b>\$136,337.84</b>       | <b>1.93%</b> | <b>32.76%</b> | <b>67.24%</b>  |
| <b>Group 04094000 - 04094999 CAPITAL OUTLAY</b>               |                            |                                    |                             |                                    |                       |                           |              |               |                |
| 1000- 04094004<br>MACHINERY AND EQUIPMENT                     | \$0.00                     | \$0.00                             | \$0.00                      | \$0.00                             | \$10.00               | \$10.00                   |              | 0.00%         | 0.00%          |
|   | \$0.00                     | \$0.00                             | \$0.00                      | \$0.00                             |                       | \$10.00                   | 0.00%        | 0.00%         | 100.00%        |
| <b>409 4094000 4094999 Group Totals</b>                       | <b>\$0.00</b>              | <b>\$0.00</b>                      | <b>\$0.00</b>               | <b>\$0.00</b>                      | <b>\$10.00</b>        | <b>\$10.00</b>            |              |               |                |
| <b>CAPITAL OUTLAY</b>   | <b>\$0.00</b>              | <b>\$0.00</b>                      | <b>\$0.00</b>               | <b>\$0.00</b>                      |                       | <b>\$10.00</b>            | <b>0.00%</b> | <b>0.00%</b>  | <b>100.00%</b> |
| <b>1000 0409 Department Totals</b>                            | <b>-\$11,108.60</b>        | <b>-\$34,487.12</b>                | <b>\$72,633.77</b>          | <b>\$298,834.16</b>                | <b>\$1,324,342.32</b> | <b>\$991,021.04</b>       |              |               |                |
| <b>DISTRICT COURT</b>   | <b>\$0.00</b>              | <b>\$0.00</b>                      | <b>\$83,742.37</b>          | <b>\$333,321.28</b>                |                       | <b>\$991,021.04</b>       | <b>6.32%</b> | <b>25.17%</b> | <b>74.83%</b>  |

Month 3  
 Date Range 3/1/2026 - 3/31/2026  
 Fund Range 1000 - 6400  
 Dept Range 0001 - 9999

**CRAIGHEAD COUNTY BUDGET DETAIL REPORT**

4/3/2026 12:16:06 PM

Page 36

Pg Brk Dept N Only W/Budget Amt N Show Act Balance N  
 No % N Only W/Balances N No Adj Expenditures N  
 No Shade N Only W/Transactions N No Adj Budget Y

| Description   | Transfers<br>Appropriation | YTD Transfers<br>YTD Appropriation | Expenditures<br>Adj Expend. | YTD Expenditures<br>Adj YTD Expend | Original Budget       | Balance<br>Actual Balance | %<br>Used    | YTD %<br>Used | %<br>Left     |
|---|----------------------------|------------------------------------|-----------------------------|------------------------------------|-----------------------|---------------------------|--------------|---------------|---------------|
| <b>Fund 1000 COUNTY GENERAL</b>                               |                            |                                    | <b>Department</b>           | <b>0414</b>                        | <b>JUVENILE COURT</b> |                           |              |               |               |
| <b>Group 04140100 - 04141999 PERSONAL SERVICES</b>            |                            |                                    |                             |                                    |                       |                           |              |               |               |
| 1000- 04141001 SALARIES                                       | -\$572.86                  | -\$1,718.58                        | \$25,060.48                 | \$100,373.76                       | \$441,829.77          | \$339,737.43              | 5.80%        | 23.11%        | 76.89%        |
| 1000- 04141006 SOCIAL SECURITY MATCH                          | \$0.00                     | \$0.00                             | \$3,571.64                  | \$8,335.69                         | \$33,799.98           | \$25,464.29               | 10.57%       | 24.66%        | 75.34%        |
| 1000- 04141007 RETIREMENT MATCH                               | \$0.00                     | \$0.00                             | \$7,513.71                  | \$17,535.70                        | \$67,688.32           | \$50,152.62               | 11.10%       | 25.91%        | 74.09%        |
| 1000- 04141009 HEALTH INSURANCE MATCH                         | -\$5,218.14                | -\$15,654.42                       | \$0.00                      | \$0.00                             | \$59,198.54           | \$43,544.12               | 8.82%        | 26.44%        | 73.56%        |
| 1000- 04141010 WORKMEN'S COMPENSATION                         | \$0.00                     | \$0.00                             | \$0.00                      | \$7,298.79                         | \$7,298.79            | \$0.00                    | 0.00%        | 100.00%       | 0.00%         |
| 1000- 04141011 UNEMPLOYMENT COMPENSATION                      | \$0.00                     | \$0.00                             | \$0.00                      | \$0.00                             | \$2,304.00            | \$2,304.00                | 0.00%        | 0.00%         | 100.00%       |
| 1000- 04141012 OTHER FRINGE BENEFITS(INCL INS HLT)            | \$0.00                     | \$0.00                             | \$0.00                      | \$0.00                             | \$400.00              | \$400.00                  | 0.00%        | 0.00%         | 100.00%       |
| 1000- 04141016 LIFE INSURANCE                                 | \$0.00                     | \$0.00                             | \$35.52                     | \$53.28                            | \$100.00              | \$46.72                   | 35.52%       | 53.28%        | 46.72%        |
| 1000- 04141017 VACATION-PERSONAL TIME BUYBACK                 | \$0.00                     | \$0.00                             | \$0.00                      | \$0.00                             | \$1,000.00            | \$1,000.00                | 0.00%        | 0.00%         | 100.00%       |
| 1000- 04141018 HEALTH INSURANCE REIMBURSEMENT                 | \$0.00                     | \$0.00                             | \$0.00                      | \$0.00                             | \$100.00              | \$100.00                  | 0.00%        | 0.00%         | 100.00%       |
| <b>414 4140100 4141999 Group Totals PERSONAL SERVICES</b>     | <b>-\$5,791.00</b>         | <b>-\$17,373.00</b>                | <b>\$36,181.35</b>          | <b>\$133,597.22</b>                | <b>\$613,719.40</b>   | <b>\$462,749.18</b>       | <b>6.84%</b> | <b>24.60%</b> | <b>75.40%</b> |
| <b>Group 04142000 - 04142999 SUPPLIES</b>                     |                            |                                    |                             |                                    |                       |                           |              |               |               |
| 1000- 04142001 GENERAL SUPPLIES (CONSUMED OR AL)              | \$0.00                     | \$0.00                             | \$215.60                    | \$215.60                           | \$10.00               | -\$205.60                 | 0.00%        | 0.00%         | 0.00%         |
| 1000- 04142002 SMALL EQUIPMENT (LESS THAN CAPITAL)            | \$0.00                     | \$0.00                             | \$0.00                      | \$0.00                             | \$5,000.00            | \$5,000.00                | 0.00%        | 0.00%         | 100.00%       |
| 1000- 04142006 CLOTHING AND UNIFORMS                          | \$0.00                     | \$0.00                             | \$0.00                      | \$243.04                           | \$1,500.00            | \$1,256.96                | 0.00%        | 16.20%        | 83.80%        |
| 1000- 04142007 FUELS, OILS, & LUBRICANTS                      | \$0.00                     | \$0.00                             | \$249.73                    | \$341.71                           | \$4,000.00            | \$3,658.29                | 6.24%        | 8.54%         | 91.46%        |
| 1000- 04142024 MAINTENANCE & SERVICE CONTRACTS                | \$0.00                     | \$0.00                             | \$416.16                    | \$511.51                           | \$4,000.00            | \$3,488.49                | 10.40%       | 12.79%        | 87.21%        |
| <b>414 4142000 4142999 Group Totals SUPPLIES</b>              | <b>\$0.00</b>              | <b>\$0.00</b>                      | <b>\$881.49</b>             | <b>\$1,311.86</b>                  | <b>\$14,510.00</b>    | <b>\$13,198.14</b>        | <b>6.08%</b> | <b>9.04%</b>  | <b>90.96%</b> |
| <b>Group 04143000 - 04143999 OTHER SERVICES &amp; CHARGES</b> |                            |                                    |                             |                                    |                       |                           |              |               |               |
| 1000- 04143005 SPECIAL LEGAL                                  | \$0.00                     | \$0.00                             | \$0.00                      | \$0.00                             | \$1,000.00            | \$1,000.00                | 0.00%        | 0.00%         | 100.00%       |
| 1000- 04143020 TELEPHONE & FAX-LANDLINE                       | \$0.00                     | \$0.00                             | \$32.22                     | \$32.22                            | \$2,000.00            | \$1,967.78                | 1.61%        | 1.61%         | 98.39%        |
| 1000- 04143023 INTERNET CONNECTION                            | \$0.00                     | \$0.00                             | \$0.00                      | \$0.00                             | \$10.00               | \$10.00                   | 0.00%        | 0.00%         | 100.00%       |
| 1000- 04143030 TRAVEL   | \$0.00                     | \$0.00                             | \$0.00                      | \$0.00                             | \$4,000.00            | \$4,000.00                | 0.00%        | 0.00%         | 100.00%       |
| 1000- 04143052 FIRE & EXTENDED COVERAGE                       | \$0.00                     | \$0.00                             | \$0.00                      | \$5,295.27                         | \$5,295.27            | \$0.00                    | 0.00%        | 100.00%       | 0.00%         |

Month 3  
 Date Range 3/1/2026 - 3/31/2026  
 Fund Range 1000 - 6400  
 Dept Range 0001 - 9999 Item Range 0001 - 9999

### CRAIGHEAD COUNTY BUDGET DETAIL REPORT

4/3/2026 12:16:06 PM

Page 37

Pg Brk Dept N Only W/Budget Amt N Show Act Balance N  
 No % N Only W/Balances N No Adj Expenditures N  
 No Shade N Only W/Transactions N No Adj Budget Y

| Description   | Transfers<br>Appropriation | YTD Transfers<br>YTD Appropriation | Expenditures<br>Adj Expend. | YTD Expenditures<br>Adj YTD Expend | Original Budget             | Balance<br>Actual Balance | %<br>Used    | YTD %<br>Used | %<br>Left      |
|---|----------------------------|------------------------------------|-----------------------------|------------------------------------|-----------------------------|---------------------------|--------------|---------------|----------------|
| <b>Fund 1000 COUNTY GENERAL</b>                               |                            |                                    | <b>Department</b>           | <b>0414</b>                        | <b>JUVENILE COURT</b>       |                           |              |               |                |
| <b>Group 04143000 - 04143999 OTHER SERVICES &amp; CHARGES</b> |                            |                                    |                             |                                    |                             |                           |              |               |                |
| 1000- 04143053 FLEET LIABILITY                                | \$0.00                     | \$0.00                             | \$0.00                      | \$2,930.00                         | \$2,930.00                  | \$0.00                    | 0.00%        | 100.00%       | 0.00%          |
| 1000- 04143055 GENERAL LIABILITY E.O.                         | \$0.00                     | \$0.00                             | \$0.00                      | \$2,099.95                         | \$2,099.95                  | \$0.00                    | 0.00%        | 100.00%       | 0.00%          |
| 1000- 04143060 UTILITIES - ELECTRICITY                        | \$0.00                     | \$0.00                             | \$240.23                    | \$513.19                           | \$4,500.00                  | \$3,986.81                | 5.34%        | 11.40%        | 88.60%         |
| 1000- 04143061 UTILITIES - GAS                                | \$0.00                     | \$0.00                             | \$27.31                     | \$123.67                           | \$300.00                    | \$176.33                  | 9.10%        | 41.22%        | 58.78%         |
| 1000- 04143073 LEASE MACHINERY & EQUIP(INCL COPY)             | \$0.00                     | \$0.00                             | \$38.65                     | \$670.12                           | \$2,850.00                  | \$2,179.88                | 1.36%        | 23.51%        | 76.49%         |
| 1000- 04143100 OTHER MISCELLANEOUS                            | \$0.00                     | \$0.00                             | \$0.00                      | \$110.00                           | \$10.00                     | -\$100.00                 | 0.00%        | 0.00%         | 0.00%          |
| 1000- 04143102 COMP SOFTWARESUPPORT/MAINT/REC                 | \$0.00                     | \$0.00                             | \$98.16                     | \$98.16                            | \$1,793.83                  | \$1,695.67                | 5.47%        | 5.47%         | 94.53%         |
| <b>414 4143000 4143999 Group Totals</b>                       | <b>\$0.00</b>              | <b>\$0.00</b>                      | <b>\$436.57</b>             | <b>\$11,872.58</b>                 | <b>\$26,789.05</b>          | <b>\$14,916.47</b>        | <b>1.63%</b> | <b>44.32%</b> | <b>55.68%</b>  |
| <b>OTHER SERVICES &amp; CHARGES</b>                           | <b>\$0.00</b>              | <b>\$0.00</b>                      | <b>\$436.57</b>             | <b>\$11,872.58</b>                 |                             | <b>\$14,916.47</b>        | <b>1.63%</b> | <b>44.32%</b> | <b>55.68%</b>  |
| <b>Group 04144000 - 04144999 CAPITAL OUTLAY</b>               |                            |                                    |                             |                                    |                             |                           |              |               |                |
| 1000- 04144004 MACHINERY AND EQUIPMENT                        | \$0.00                     | \$0.00                             | \$0.00                      | \$0.00                             | \$10.00                     | \$10.00                   | 0.00%        | 0.00%         | 100.00%        |
| <b>414 4144000 4144999 Group Totals</b>                       | <b>\$0.00</b>              | <b>\$0.00</b>                      | <b>\$0.00</b>               | <b>\$0.00</b>                      | <b>\$10.00</b>              | <b>\$10.00</b>            | <b>0.00%</b> | <b>0.00%</b>  | <b>100.00%</b> |
| <b>CAPITAL OUTLAY</b>   | <b>\$0.00</b>              | <b>\$0.00</b>                      | <b>\$0.00</b>               | <b>\$0.00</b>                      |                             | <b>\$10.00</b>            | <b>0.00%</b> | <b>0.00%</b>  | <b>100.00%</b> |
| <b>1000 0414 Department Totals</b>                            | <b>-\$5,791.00</b>         | <b>-\$17,373.00</b>                | <b>\$37,499.41</b>          | <b>\$146,781.66</b>                | <b>\$655,028.45</b>         | <b>\$490,873.79</b>       |              |               |                |
| <b>JUVENILE COURT</b>   | <b>\$0.00</b>              | <b>\$0.00</b>                      | <b>\$43,290.41</b>          | <b>\$164,154.66</b>                |                             | <b>\$490,873.79</b>       | <b>6.61%</b> | <b>25.06%</b> | <b>74.94%</b>  |
| <b>Fund 1000 COUNTY GENERAL</b>                               |                            |                                    | <b>Department</b>           | <b>0416</b>                        | <b>PROSECUTING ATTORNEY</b> |                           |              |               |                |
| <b>Group 04163000 - 04163999 OTHER SERVICES &amp; CHARGES</b> |                            |                                    |                             |                                    |                             |                           |              |               |                |
| 1000- 04163009 OTHER PROFESSIONAL SERVICES                    | \$0.00                     | \$0.00                             | \$708.33                    | \$27,537.75                        | \$35,473.39                 | \$7,935.64                | 2.00%        | 77.63%        | 22.37%         |
| <b>416 4163000 4163999 Group Totals</b>                       | <b>\$0.00</b>              | <b>\$0.00</b>                      | <b>\$708.33</b>             | <b>\$27,537.75</b>                 | <b>\$35,473.39</b>          | <b>\$7,935.64</b>         | <b>2.00%</b> | <b>77.63%</b> | <b>22.37%</b>  |
| <b>OTHER SERVICES &amp; CHARGES</b>                           | <b>\$0.00</b>              | <b>\$0.00</b>                      | <b>\$708.33</b>             | <b>\$27,537.75</b>                 |                             | <b>\$7,935.64</b>         | <b>2.00%</b> | <b>77.63%</b> | <b>22.37%</b>  |
| <b>1000 0416 Department Totals</b>                            | <b>\$0.00</b>              | <b>\$0.00</b>                      | <b>\$708.33</b>             | <b>\$27,537.75</b>                 | <b>\$35,473.39</b>          | <b>\$7,935.64</b>         |              |               |                |
| <b>PROSECUTING ATTORNEY</b>                                   | <b>\$0.00</b>              | <b>\$0.00</b>                      | <b>\$708.33</b>             | <b>\$27,537.75</b>                 |                             | <b>\$7,935.64</b>         | <b>2.00%</b> | <b>77.63%</b> | <b>22.37%</b>  |

Month 3  
 Date Range 3/1/2026 - 3/31/2026  
 Fund Range 1000 - 6400  
 Dept Range 0001 - 9999 Item Range 0001 - 9999

**CRAIGHEAD COUNTY BUDGET DETAIL REPORT**

4/3/2026 12:16:06 PM

Page 38

Pg Brk Dept N Only W/Budget Amt N Show Act Balance N  
 No % N Only W/Balances N No Adj Expenditures N  
 No Shade N Only W/Transactions N No Adj Budget Y

| Description   | Transfers<br>Appropriation | YTD Transfers<br>YTD Appropriation | Expenditures<br>Adj Expend. | YTD Expenditures<br>Adj YTD Expend | Original Budget       | Balance<br>Actual Balance | %<br>Used    | YTD %<br>Used | %<br>Left     |
|---|----------------------------|------------------------------------|-----------------------------|------------------------------------|-----------------------|---------------------------|--------------|---------------|---------------|
| <b>Fund 1000 COUNTY GENERAL</b>                           |                            |                                    | <b>Department</b>           | <b>0418</b>                        | <b>COUNTY JAIL</b>    |                           |              |               |               |
| <b>Group 04180100 - 04181999 PERSONAL SERVICES</b>        |                            |                                    |                             |                                    |                       |                           |              |               |               |
| 1000- 04181001 SALARIES                                   | <b>-\$4,567.80</b>         | <b>-\$13,745.18</b>                | \$209,148.50                | \$806,610.01                       | \$3,986,651.38        | \$3,166,296.19            | 5.36%        | 20.58%        | 79.42%        |
| 1000- 04181002 ADULT/JUVENILE (PT) (<80HRS/MO;\$15.01)    | \$0.00                     | \$0.00                             | \$213,716.30                | \$820,355.19                       | \$61,176.64           | \$3,166,296.19            | 5.36%        | 20.58%        | 79.42%        |
| 1000- 04181005 OVERTIME & OTHER COMP(INCL HOLIDAY)        | \$0.00                     | \$0.00                             | \$367.35                    | \$367.35                           | \$61,176.64           | \$60,809.29               | 0.60%        | 0.60%         | 99.40%        |
| 1000- 04181006 SOCIAL SECURITY MATCH                      | \$0.00                     | \$0.00                             | \$367.35                    | \$367.35                           | \$61,176.64           | \$60,809.29               | 0.60%        | 0.60%         | 99.40%        |
| 1000- 04181007 RETIREMENT MATCH                           | \$0.00                     | \$0.00                             | \$2,513.06                  | \$65,299.27                        | \$51,316.74           | <b>-\$13,982.53</b>       | 4.90%        | 0.00%         | 0.00%         |
| 1000- 04181009 HEALTH INSURANCE MATCH                     | \$0.00                     | \$0.00                             | \$2,513.06                  | \$65,299.27                        | \$51,316.74           | <b>-\$13,982.53</b>       | 4.90%        | 0.00%         | 0.00%         |
| 1000- 04181010 WORKMEN'S COMPENSATION                     | \$0.00                     | \$0.00                             | \$31,288.38                 | \$75,245.13                        | \$309,658.84          | \$234,413.71              | 10.10%       | 24.30%        | 75.70%        |
| 1000- 04181011 UNEMPLOYMENT COMPENSATION                  | \$0.00                     | \$0.00                             | \$31,288.38                 | \$75,245.13                        | \$309,658.84          | \$234,413.71              | 10.10%       | 24.30%        | 75.70%        |
| 1000- 04181012 OTHER FRINGE BENEFITS(INCL HLTH INSURANCE) | \$0.00                     | \$0.00                             | \$64,767.82                 | \$151,601.30                       | \$610,754.99          | \$459,153.69              | 10.60%       | 24.82%        | 75.18%        |
| 1000- 04181015 UNIFORM ALLOWANCE                          | <b>-\$40,568.72</b>        | <b>-\$113,993.30</b>               | \$0.00                      | \$0.00                             | \$541,433.50          | \$427,440.20              | 7.49%        | 21.05%        | 78.95%        |
| 1000- 04181016 LIFE INSURANCE                             | \$0.00                     | \$0.00                             | \$40,568.72                 | \$113,993.30                       | \$541,433.50          | \$427,440.20              | 7.49%        | 21.05%        | 78.95%        |
| 1000- 04181017 VACATION-PERSONAL TIME BUYBACK             | \$0.00                     | \$0.00                             | \$0.00                      | \$84,016.62                        | \$84,016.62           | \$0.00                    | 0.00%        | 100.00%       | 0.00%         |
| 1000- 04181018 HEALTH INSURANCE REIMBURSEMENT             | \$0.00                     | \$0.00                             | \$0.00                      | \$84,016.62                        | \$84,016.62           | \$0.00                    | 0.00%        | 100.00%       | 0.00%         |
| <b>418 4180100 4181999 Group Totals PERSONAL SERVICES</b> | <b>-\$45,136.52</b>        | <b>-\$127,738.48</b>               | <b>\$308,783.20</b>         | <b>\$1,212,182.89</b>              | <b>\$5,703,896.71</b> | <b>\$4,363,975.34</b>     | <b>6.21%</b> | <b>23.49%</b> | <b>76.51%</b> |
| <b>Group 04182000 - 04182999 SUPPLIES</b>                 |                            |                                    |                             |                                    |                       |                           |              |               |               |
| 1000- 04182001 GENERAL OFFICE SUPPLIES                    | \$0.00                     | \$0.00                             | \$307.67                    | \$346.54                           | \$10,000.00           | \$9,653.46                | 3.08%        | 3.46%         | 96.54%        |
| 1000- 04182002 SMALL EQUIPMENT (LESS THAN CAPITAL)        | \$0.00                     | \$0.00                             | \$307.67                    | \$346.54                           | \$24,000.00           | \$9,653.46                | 3.08%        | 3.46%         | 96.54%        |
| 1000- 04182003 JANITORIAL SUPPLIES                        | \$0.00                     | \$0.00                             | \$0.00                      | \$0.00                             | \$24,000.00           | \$24,000.00               | 0.00%        | 0.00%         | 100.00%       |
| 1000- 04182004 MEDICINE& DRUGS                            | \$0.00                     | \$0.00                             | \$4,049.19                  | \$10,550.64                        | \$51,000.00           | \$40,449.36               | 7.94%        | 20.69%        | 79.31%        |
| 1000- 04182005 FOOD & RELATED ITEMS                       | \$0.00                     | \$0.00                             | \$4,049.19                  | \$10,550.64                        | \$51,000.00           | \$40,449.36               | 7.94%        | 20.69%        | 79.31%        |
| 1000- 04182006 CLOTHING AND UNIFORMS                      | \$0.00                     | \$0.00                             | \$656.83                    | \$6,705.18                         | \$10.00               | <b>-\$6,695.18</b>        | 0.00%        | 0.00%         | 0.00%         |
| 1000- 04182007 FUELS, OILS, & LUBRICANTS                  | \$0.00                     | \$0.00                             | \$656.83                    | \$6,705.18                         | \$10.00               | <b>-\$6,695.18</b>        | 0.00%        | 0.00%         | 0.00%         |
| 1000- 04182009 INMATE SUPPLIES UNIFORMS                   | \$0.00                     | \$0.00                             | \$58,547.55                 | \$156,622.92                       | \$397,308.00          | \$240,685.08              | 14.74%       | 39.42%        | 60.58%        |
| 1000- 04182020 BUILDING MATERIALS AND SUPPLIES            | \$0.00                     | \$0.00                             | \$58,547.55                 | \$156,622.92                       | \$397,308.00          | \$240,685.08              | 14.74%       | 39.42%        | 60.58%        |
| 1000- 04182001 GENERAL OFFICE SUPPLIES                    | \$0.00                     | \$0.00                             | \$2,297.39                  | \$3,338.99                         | \$30,500.00           | \$27,161.01               | 7.53%        | 10.95%        | 89.05%        |
| 1000- 04182007 FUELS, OILS, & LUBRICANTS                  | \$0.00                     | \$0.00                             | \$0.00                      | \$0.00                             | \$10.00               | \$10.00                   | 0.00%        | 0.00%         | 100.00%       |
| 1000- 04182009 INMATE SUPPLIES UNIFORMS                   | \$0.00                     | \$0.00                             | \$6,254.69                  | \$16,981.70                        | \$50,000.00           | \$33,018.30               | 12.51%       | 33.96%        | 66.04%        |
| 1000- 04182020 BUILDING MATERIALS AND SUPPLIES            | \$0.00                     | \$0.00                             | \$6,254.69                  | \$16,981.70                        | \$50,000.00           | \$33,018.30               | 12.51%       | 33.96%        | 66.04%        |
| 1000- 04182020 BUILDING MATERIALS AND SUPPLIES            | \$0.00                     | \$0.00                             | \$872.79                    | \$4,478.59                         | \$10,000.00           | \$5,521.41                | 8.73%        | 44.79%        | 55.21%        |
| 1000- 04182020 BUILDING MATERIALS AND SUPPLIES            | \$0.00                     | \$0.00                             | \$872.79                    | \$4,478.59                         | \$10,000.00           | \$5,521.41                | 8.73%        | 44.79%        | 55.21%        |

Month 3  
 Date Range 3/1/2026 - 3/31/2026  
 Fund Range 1000 - 6400  
 Dept Range 0001 - 9999 Item Range 0001 - 9999

### CRAIGHEAD COUNTY BUDGET DETAIL REPORT

4/3/2026 12:16:06 PM

Page 39

Pg Brk Dept N Only W/Budget Amt N Show Act Balance N  
 No % N Only W/Balances N No Adj Expenditures N  
 No Shade N Only W/Transactions N No Adj Budget Y

| Description   | Transfers<br>Appropriation | YTD Transfers<br>YTD Appropriation | Expenditures<br>Adj Expend. | YTD Expenditures<br>Adj YTD Expend | Original Budget     | Balance<br>Actual Balance | %<br>Used     | YTD %<br>Used | %<br>Left     |
|---|----------------------------|------------------------------------|-----------------------------|------------------------------------|---------------------|---------------------------|---------------|---------------|---------------|
| <b>Fund 1000 COUNTY GENERAL</b>                               |                            |                                    | <b>Department</b>           | <b>0418</b>                        | <b>COUNTY JAIL</b>  |                           |               |               |               |
| <b>Group 04182000 - 04182999 SUPPLIES</b>                     |                            |                                    |                             |                                    |                     |                           |               |               |               |
| 1000- 04182021 PAINTS & METALS                                | \$0.00                     | \$0.00                             | \$947.90                    | \$947.90                           | \$3,500.00          | \$2,552.10                |               |               |               |
|   | \$0.00                     | \$0.00                             | \$947.90                    | \$947.90                           |                     | \$2,552.10                | 27.08%        | 27.08%        | 72.92%        |
| 1000- 04182022 PLUMBING & ELECTRICAL                          | \$0.00                     | \$0.00                             | \$3,542.86                  | \$10,507.37                        | \$15,000.00         | \$4,492.63                |               |               |               |
|   | \$0.00                     | \$0.00                             | \$3,542.86                  | \$10,507.37                        |                     | \$4,492.63                | 23.62%        | 70.05%        | 29.95%        |
| 1000- 04182023 REPAIR PARTS                                   | \$0.00                     | \$0.00                             | \$18,751.89                 | \$21,279.37                        | \$85.00             | -\$21,194.37              |               |               |               |
|   | \$49,915.00                | \$49,915.00                        | \$18,751.89                 | \$21,279.37                        |                     | \$28,720.63               | 37.50%        | 42.56%        | 57.44%        |
| 1000- 04182024 MAINTENANCE & SERVICE CONTRACTS                | \$0.00                     | \$0.00                             | \$0.00                      | \$0.00                             | \$10.00             | \$10.00                   |               |               |               |
|   | \$0.00                     | \$0.00                             | \$0.00                      | \$0.00                             |                     | \$10.00                   | 0.00%         | 0.00%         | 100.00%       |
| 1000- 04182029 SMALL TOOLS                                    | \$0.00                     | \$0.00                             | \$0.00                      | \$0.00                             | \$1,250.00          | \$1,250.00                |               |               |               |
|   | \$0.00                     | \$0.00                             | \$0.00                      | \$0.00                             |                     | \$1,250.00                | 0.00%         | 0.00%         | 100.00%       |
| 1000- 04182030 CONCRETE                                       | \$0.00                     | \$0.00                             | \$0.00                      | \$0.00                             | \$10.00             | \$10.00                   |               |               |               |
|   | \$0.00                     | \$0.00                             | \$0.00                      | \$0.00                             |                     | \$10.00                   | 0.00%         | 0.00%         | 100.00%       |
| <b>418 4182000 4182999 Group Totals</b>                       | <b>\$0.00</b>              | <b>\$0.00</b>                      | <b>\$96,228.76</b>          | <b>\$231,759.20</b>                | <b>\$592,683.00</b> | <b>\$360,923.80</b>       |               |               |               |
| <b>SUPPLIES</b>   | <b>\$49,915.00</b>         | <b>\$49,915.00</b>                 | <b>\$96,228.76</b>          | <b>\$231,759.20</b>                |                     | <b>\$410,838.80</b>       | <b>14.97%</b> | <b>36.07%</b> | <b>63.93%</b> |
| <b>Group 04183000 - 04183999 OTHER SERVICES &amp; CHARGES</b> |                            |                                    |                             |                                    |                     |                           |               |               |               |
| 1000- 04183005 SPECIAL LEGAL (ATTORNEY-PSYCH EXA)             | \$0.00                     | \$0.00                             | \$0.00                      | \$375.00                           | \$3,500.00          | \$3,125.00                |               |               |               |
|   | \$0.00                     | \$0.00                             | \$0.00                      | \$375.00                           |                     | \$3,125.00                | 0.00%         | 10.71%        | 89.29%        |
| 1000- 04183006 MEDICAL DENTAL HOSPITAL                        | \$0.00                     | \$0.00                             | \$108,633.26                | \$218,210.70                       | \$550,000.00        | \$331,789.30              |               |               |               |
|   | \$0.00                     | \$0.00                             | \$108,633.26                | \$218,210.70                       |                     | \$331,789.30              | 19.75%        | 39.68%        | 60.32%        |
| 1000- 04183020 TELEPHONE & FAX-LANDLINE                       | \$0.00                     | \$0.00                             | \$1,781.66                  | \$5,154.71                         | \$5,700.00          | \$545.29                  |               |               |               |
|   | \$0.00                     | \$0.00                             | \$1,781.66                  | \$5,154.71                         |                     | \$545.29                  | 31.26%        | 90.43%        | 9.57%         |
| 1000- 04183021 POSTAGE  | \$0.00                     | \$0.00                             | \$44.03                     | \$55.53                            | \$5,100.00          | \$5,044.47                |               |               |               |
|   | \$0.00                     | \$0.00                             | \$44.03                     | \$55.53                            |                     | \$5,044.47                | 0.86%         | 1.09%         | 98.91%        |
| 1000- 04183022 CELL PHONES & PAGERS                           | \$0.00                     | \$0.00                             | \$39.25                     | \$117.75                           | \$3,000.00          | \$2,882.25                |               |               |               |
|   | \$0.00                     | \$0.00                             | \$39.25                     | \$117.75                           |                     | \$2,882.25                | 1.31%         | 3.92%         | 96.08%        |
| 1000- 04183023 INTERNET CONNECTION                            | \$0.00                     | \$0.00                             | \$0.00                      | \$0.00                             | \$10.00             | \$10.00                   |               |               |               |
|   | \$0.00                     | \$0.00                             | \$0.00                      | \$0.00                             |                     | \$10.00                   | 0.00%         | 0.00%         | 100.00%       |
| 1000- 04183030 TRAVEL   | \$0.00                     | \$0.00                             | \$0.00                      | \$0.00                             | \$10.00             | \$10.00                   |               |               |               |
|   | \$0.00                     | \$0.00                             | \$0.00                      | \$0.00                             |                     | \$10.00                   | 0.00%         | 0.00%         | 100.00%       |
| 1000- 04183040 ADVERTISING & PUBLICATIONS                     | \$0.00                     | \$0.00                             | \$0.00                      | \$0.00                             | \$5,100.00          | \$5,100.00                |               |               |               |
|   | \$0.00                     | \$0.00                             | \$0.00                      | \$0.00                             |                     | \$5,100.00                | 0.00%         | 0.00%         | 100.00%       |
| 1000- 04183052 FIRE & EXTENDED COVERAGE                       | \$0.00                     | \$0.00                             | \$0.00                      | \$78,858.67                        | \$78,859.00         | \$0.33                    |               |               |               |
|   | \$0.00                     | \$0.00                             | \$0.00                      | \$78,858.67                        |                     | \$0.33                    | 0.00%         | 100.00%       | 0.00%         |
| 1000- 04183053 FLEET LIABILITY                                | \$0.00                     | \$0.00                             | \$0.00                      | \$1,703.00                         | \$1,662.00          | -\$41.00                  |               |               |               |
|   | \$0.00                     | \$0.00                             | \$0.00                      | \$1,703.00                         |                     | -\$41.00                  | 0.00%         | 0.00%         | 0.00%         |
| 1000- 04183055 GENERAL LIABILITY E.O.                         | \$0.00                     | \$0.00                             | \$0.00                      | \$34,124.25                        | \$34,124.25         | \$0.00                    |               |               |               |
|   | \$0.00                     | \$0.00                             | \$0.00                      | \$34,124.25                        |                     | \$0.00                    | 0.00%         | 100.00%       | 0.00%         |
| 1000- 04183060 UTILITIES - ELECTRICITY                        | \$0.00                     | \$0.00                             | \$14,500.26                 | \$30,705.30                        | \$180,000.00        | \$149,294.70              |               |               |               |
|   | \$0.00                     | \$0.00                             | \$14,500.26                 | \$30,705.30                        |                     | \$149,294.70              | 8.06%         | 17.06%        | 82.94%        |
| 1000- 04183061 UTILITIES - GAS                                | \$0.00                     | \$0.00                             | \$11,667.85                 | \$21,341.53                        | \$75,000.00         | \$53,658.47               |               |               |               |
|   | \$0.00                     | \$0.00                             | \$11,667.85                 | \$21,341.53                        |                     | \$53,658.47               | 15.56%        | 28.46%        | 71.54%        |
| 1000- 04183063 WASTE DISPOSAL                                 | \$0.00                     | \$0.00                             | \$5,638.94                  | \$8,333.60                         | \$45,000.00         | \$36,666.40               |               |               |               |
|   | \$0.00                     | \$0.00                             | \$5,638.94                  | \$8,333.60                         |                     | \$36,666.40               | 12.53%        | 18.52%        | 81.48%        |
| 1000- 04183073 LEASE MACHINERY & EQUIP(INCL COPY)             | \$0.00                     | \$0.00                             | \$1,570.58                  | \$4,235.86                         | \$20,000.00         | \$15,764.14               |               |               |               |
|   | \$0.00                     | \$0.00                             | \$1,570.58                  | \$4,235.86                         |                     | \$15,764.14               | 7.85%         | 21.18%        | 78.82%        |
| 1000- 04183094 MEALS & LODGING                                | \$0.00                     | \$0.00                             | \$378.27                    | \$378.27                           | \$2,000.00          | \$1,621.73                |               |               |               |
|   | \$0.00                     | \$0.00                             | \$378.27                    | \$378.27                           |                     | \$1,621.73                | 18.91%        | 18.91%        | 81.09%        |

Month 3  
 Date Range 3/1/2026 - 3/31/2026  
 Fund Range 1000 - 6400  
 Dept Range 0001 - 9999 Item Range 0001 - 9999

### CRAIGHEAD COUNTY BUDGET DETAIL REPORT

4/3/2026 12:16:06 PM

Page 40

Pg Brk Dept N Only W/Budget Amt N Show Act Balance N  
 No % N Only W/Balances N No Adj Expenditures N  
 No Shade N Only W/Transactions N No Adj Budget Y

| Description   | Transfers<br>Appropriation | YTD Transfers<br>YTD Appropriation | Expenditures<br>Adj Expend. | YTD Expenditures<br>Adj YTD Expend | Original Budget       | Balance<br>Actual Balance | %<br>Used      | YTD %<br>Used  | %<br>Left      |
|---|----------------------------|------------------------------------|-----------------------------|------------------------------------|-----------------------|---------------------------|----------------|----------------|----------------|
| <b>Fund 1000 COUNTY GENERAL</b>                               |                            |                                    | <b>Department</b>           | <b>0418</b>                        | <b>COUNTY JAIL</b>    |                           |                |                |                |
| <b>Group 04183000 - 04183999 OTHER SERVICES &amp; CHARGES</b> |                            |                                    |                             |                                    |                       |                           |                |                |                |
| 1000- 04183100  | \$0.00                     | \$0.00                             | \$330.27                    | \$692.14                           | \$5,000.00            | \$4,307.86                |                |                |                |
| OTHER MISCELLANEOUS (ACIC TERMIN.                             | \$0.00                     | \$0.00                             | \$330.27                    | \$692.14                           |                       | \$4,307.86                | 6.60%          | 13.84%         | 86.16%         |
| 1000- 04183101  | \$0.00                     | \$0.00                             | \$2,799.89                  | \$2,799.89                         | \$12,500.00           | \$9,700.11                |                |                |                |
| TRAINING & EDUCATION  | \$0.00                     | \$0.00                             | \$2,799.89                  | \$2,799.89                         |                       | \$9,700.11                | 22.40%         | 22.40%         | 77.60%         |
| 1000- 04183102  | \$0.00                     | \$0.00                             | \$871.17                    | \$871.17                           | \$3,000.00            | \$2,128.83                |                |                |                |
| COMP SOFTWARESUPPORT/MAINT/REC                                | \$0.00                     | \$0.00                             | \$871.17                    | \$871.17                           |                       | \$2,128.83                | 29.04%         | 29.04%         | 70.96%         |
| <b>418 4183000 4183999 Group Totals</b>                       | <b>\$0.00</b>              | <b>\$0.00</b>                      | <b>\$148,255.43</b>         | <b>\$407,957.37</b>                | <b>\$1,029,565.25</b> | <b>\$621,607.88</b>       |                |                |                |
| <b>OTHER SERVICES &amp; CHARGES</b>                           | <b>\$0.00</b>              | <b>\$0.00</b>                      | <b>\$148,255.43</b>         | <b>\$407,957.37</b>                |                       | <b>\$621,607.88</b>       | <b>14.40%</b>  | <b>39.62%</b>  | <b>60.38%</b>  |
| <b>Group 04184000 - 04184999 CAPITAL OUTLAY</b>               |                            |                                    |                             |                                    |                       |                           |                |                |                |
| 1000- 04184002  | \$0.00                     | \$0.00                             | \$19,525.00                 | \$19,525.00                        | \$10.00               | -\$19,515.00              |                |                |                |
| BUILDINGS PURCHASE AND IMPROVEME                              | \$0.00                     | \$0.00                             | \$19,525.00                 | \$19,525.00                        |                       | -\$19,515.00              | 0.00%          | 0.00%          | 0.00%          |
| 1000- 04184003  | \$0.00                     | \$0.00                             | \$0.00                      | \$0.00                             | \$10.00               | \$10.00                   |                |                |                |
| IMPROVEMENTS OTHER THAN BUILDING                              | \$0.00                     | \$0.00                             | \$0.00                      | \$0.00                             |                       | \$10.00                   | 0.00%          | 0.00%          | 100.00%        |
| 1000- 04184004  | \$0.00                     | \$0.00                             | \$0.00                      | \$0.00                             | \$10,000.00           | \$10,000.00               |                |                |                |
| MACHINERY AND EQUIPMENT                                       | \$0.00                     | \$0.00                             | \$0.00                      | \$0.00                             |                       | \$10,000.00               | 0.00%          | 0.00%          | 100.00%        |
| <b>418 4184000 4184999 Group Totals</b>                       | <b>\$0.00</b>              | <b>\$0.00</b>                      | <b>\$19,525.00</b>          | <b>\$19,525.00</b>                 | <b>\$10,020.00</b>    | <b>-\$9,505.00</b>        |                |                |                |
| <b>CAPITAL OUTLAY</b>   | <b>\$0.00</b>              | <b>\$0.00</b>                      | <b>\$19,525.00</b>          | <b>\$19,525.00</b>                 |                       | <b>-\$9,505.00</b>        | <b>194.86%</b> | <b>194.86%</b> | <b>-94.86%</b> |
| <b>1000 0418 Department Totals</b>                            | <b>-\$45,136.52</b>        | <b>-\$127,738.48</b>               | <b>\$572,792.39</b>         | <b>\$1,871,424.46</b>              | <b>\$7,336,164.96</b> | <b>\$5,337,002.02</b>     |                |                |                |
| <b>COUNTY JAIL</b>  | <b>\$49,915.00</b>         | <b>\$49,915.00</b>                 | <b>\$617,928.91</b>         | <b>\$1,999,162.94</b>              |                       | <b>\$5,386,917.02</b>     | <b>8.37%</b>   | <b>27.07%</b>  | <b>72.93%</b>  |

Month 3  
 Date Range 3/1/2026 - 3/31/2026  
 Fund Range 1000 - 6400  
 Dept Range 0001 - 9999 Item Range 0001 - 9999

### CRAIGHEAD COUNTY BUDGET DETAIL REPORT

4/3/2026 12:16:06 PM

Page 41

Pg Brk Dept N Only W/Budget Amt N Show Act Balance N  
 No % N Only W/Balances N No Adj Expenditures N  
 No Shade N Only W/Transactions N No Adj Budget Y

| Description   | Transfers<br>Appropriation | YTD Transfers<br>YTD Appropriation | Expenditures<br>Adj Expend. | YTD Expenditures<br>Adj YTD Expend | Original Budget       | Balance<br>Actual Balance | %<br>Used    | YTD %<br>Used | %<br>Left      |
|---|----------------------------|------------------------------------|-----------------------------|------------------------------------|-----------------------|---------------------------|--------------|---------------|----------------|
| <b>Fund 1000 COUNTY GENERAL</b>                               |                            |                                    | <b>Department</b>           | <b>0419</b>                        | <b>COUNTY CORONER</b> |                           |              |               |                |
| <b>Group 04190100 - 04191999 PERSONAL SERVICES</b>            |                            |                                    |                             |                                    |                       |                           |              |               |                |
| 1000- 04191001 SALARIES                                       | \$0.00                     | \$0.00                             | \$6,427.04                  | \$25,085.92                        | \$108,587.59          | \$83,501.67               |              |               |                |
|   | \$0.00                     | \$0.00                             | \$6,427.04                  | \$25,085.92                        |                       | \$83,501.67               | 5.92%        | 23.10%        | 76.90%         |
| 1000- 04191006 SOCIAL SECURITY MATCH                          | \$0.00                     | \$0.00                             | \$912.66                    | \$2,129.54                         | \$8,306.95            | \$6,177.41                |              |               |                |
|   | \$0.00                     | \$0.00                             | \$912.66                    | \$2,129.54                         |                       | \$6,177.41                | 10.99%       | 25.64%        | 74.36%         |
| 1000- 04191007 RETIREMENT MATCH                               | \$0.00                     | \$0.00                             | \$1,827.75                  | \$4,264.75                         | \$16,635.62           | \$12,370.87               |              |               |                |
|   | \$0.00                     | \$0.00                             | \$1,827.75                  | \$4,264.75                         |                       | \$12,370.87               | 10.99%       | 25.64%        | 74.36%         |
| 1000- 04191009 HEALTH INSURANCE MATCH                         | \$0.00                     | \$0.00                             | \$0.00                      | \$0.00                             | \$6,970.52            | \$6,970.52                |              |               |                |
|   | \$0.00                     | \$0.00                             | \$0.00                      | \$0.00                             |                       | \$6,970.52                | 0.00%        | 0.00%         | 100.00%        |
| 1000- 04191010 WORKMEN'S COMPENSATION                         | \$0.00                     | \$0.00                             | \$0.00                      | \$215.90                           | \$215.90              | \$0.00                    |              |               |                |
|   | \$0.00                     | \$0.00                             | \$0.00                      | \$215.90                           |                       | \$0.00                    | 0.00%        | 100.00%       | 0.00%          |
| 1000- 04191016 LIFE INSURANCE                                 | \$0.00                     | \$0.00                             | \$2.90                      | \$4.35                             | \$10.00               | \$5.65                    |              |               |                |
|   | \$0.00                     | \$0.00                             | \$2.90                      | \$4.35                             |                       | \$5.65                    | 29.00%       | 43.50%        | 56.50%         |
| 1000- 04191018 HEALTH INSURANCE REIMBURSEMENT                 | \$0.00                     | \$0.00                             | \$0.00                      | \$0.00                             | \$100.00              | \$100.00                  |              |               |                |
|   | \$0.00                     | \$0.00                             | \$0.00                      | \$0.00                             |                       | \$100.00                  | 0.00%        | 0.00%         | 100.00%        |
| <b>419 4190100 4191999 Group Totals</b>                       | <b>\$0.00</b>              | <b>\$0.00</b>                      | <b>\$9,170.35</b>           | <b>\$31,700.46</b>                 | <b>\$140,826.58</b>   | <b>\$109,126.12</b>       |              |               |                |
| <b>PERSONAL SERVICES</b>                                      | <b>\$0.00</b>              | <b>\$0.00</b>                      | <b>\$9,170.35</b>           | <b>\$31,700.46</b>                 |                       | <b>\$109,126.12</b>       | <b>6.51%</b> | <b>22.51%</b> | <b>77.49%</b>  |
| <b>Group 04192000 - 04192999 SUPPLIES</b>                     |                            |                                    |                             |                                    |                       |                           |              |               |                |
| 1000- 04192001 GENERAL OFFICE SUPPLIES                        | \$0.00                     | \$0.00                             | \$195.00                    | \$390.00                           | \$8,965.00            | \$8,575.00                |              |               |                |
|   | \$0.00                     | \$0.00                             | \$195.00                    | \$390.00                           |                       | \$8,575.00                | 2.18%        | 4.35%         | 95.65%         |
| 1000- 04192002 SMALL EQUIPMENT                                | \$0.00                     | \$0.00                             | \$0.00                      | \$1,247.40                         | \$7,295.00            | \$6,047.60                |              |               |                |
|   | \$0.00                     | \$0.00                             | \$0.00                      | \$1,247.40                         |                       | \$6,047.60                | 0.00%        | 17.10%        | 82.90%         |
| <b>419 4192000 4192999 Group Totals</b>                       | <b>\$0.00</b>              | <b>\$0.00</b>                      | <b>\$195.00</b>             | <b>\$1,637.40</b>                  | <b>\$16,260.00</b>    | <b>\$14,622.60</b>        |              |               |                |
| <b>SUPPLIES</b>   | <b>\$0.00</b>              | <b>\$0.00</b>                      | <b>\$195.00</b>             | <b>\$1,637.40</b>                  |                       | <b>\$14,622.60</b>        | <b>1.20%</b> | <b>10.07%</b> | <b>89.93%</b>  |
| <b>Group 04193000 - 04193999 OTHER SERVICES &amp; CHARGES</b> |                            |                                    |                             |                                    |                       |                           |              |               |                |
| 1000- 04193009 OTHER PROFESSIONAL SERVICES                    | \$0.00                     | \$0.00                             | \$6,114.00                  | \$13,328.00                        | \$82,512.50           | \$69,184.50               |              |               |                |
|   | \$0.00                     | \$0.00                             | \$6,114.00                  | \$13,328.00                        |                       | \$69,184.50               | 7.41%        | 16.15%        | 83.85%         |
| 1000- 04193020 TELEPHONE & FAX-LANDLINE                       | \$0.00                     | \$0.00                             | \$90.00                     | \$185.00                           | \$1,000.00            | \$815.00                  |              |               |                |
|   | \$0.00                     | \$0.00                             | \$90.00                     | \$185.00                           |                       | \$815.00                  | 9.00%        | 18.50%        | 81.50%         |
| 1000- 04193030 TRAVEL   | \$0.00                     | \$0.00                             | \$526.70                    | \$1,061.62                         | \$7,000.00            | \$5,938.38                |              |               |                |
|   | \$0.00                     | \$0.00                             | \$526.70                    | \$1,061.62                         |                       | \$5,938.38                | 7.52%        | 15.17%        | 84.83%         |
| 1000- 04193100 OTHER MISCELLANEOUS                            | \$0.00                     | \$0.00                             | \$480.00                    | \$1,405.00                         | \$10.00               | -\$1,395.00               |              |               |                |
|   | \$0.00                     | \$0.00                             | \$480.00                    | \$1,405.00                         |                       | -\$1,395.00               | 0.00%        | 0.00%         | 0.00%          |
| 1000- 04193101 TRAINING & EDUCATION                           | \$0.00                     | \$0.00                             | \$0.00                      | \$0.00                             | \$3,055.00            | \$3,055.00                |              |               |                |
|   | \$0.00                     | \$0.00                             | \$0.00                      | \$0.00                             |                       | \$3,055.00                | 0.00%        | 0.00%         | 100.00%        |
| 1000- 04193102 COMP SOFTWARE,SUPPORT/MAINT/REC                | \$0.00                     | \$0.00                             | \$12.27                     | \$12.27                            | \$10.00               | -\$2.27                   |              |               |                |
|   | \$0.00                     | \$0.00                             | \$12.27                     | \$12.27                            |                       | -\$2.27                   | 0.00%        | 0.00%         | 0.00%          |
| <b>419 4193000 4193999 Group Totals</b>                       | <b>\$0.00</b>              | <b>\$0.00</b>                      | <b>\$7,222.97</b>           | <b>\$15,991.89</b>                 | <b>\$93,587.50</b>    | <b>\$77,595.61</b>        |              |               |                |
| <b>OTHER SERVICES &amp; CHARGES</b>                           | <b>\$0.00</b>              | <b>\$0.00</b>                      | <b>\$7,222.97</b>           | <b>\$15,991.89</b>                 |                       | <b>\$77,595.61</b>        | <b>7.72%</b> | <b>17.09%</b> | <b>82.91%</b>  |
| <b>Group 04194000 - 04194999 CAPITAL OUTLAY</b>               |                            |                                    |                             |                                    |                       |                           |              |               |                |
| 1000- 04194004 MACHINERY AND EQUIPMENT                        | \$0.00                     | \$0.00                             | \$0.00                      | \$0.00                             | \$10.00               | \$10.00                   |              |               |                |
|   | \$0.00                     | \$0.00                             | \$0.00                      | \$0.00                             |                       | \$10.00                   | 0.00%        | 0.00%         | 100.00%        |
| <b>419 4194000 4194999 Group Totals</b>                       | <b>\$0.00</b>              | <b>\$0.00</b>                      | <b>\$0.00</b>               | <b>\$0.00</b>                      | <b>\$10.00</b>        | <b>\$10.00</b>            |              |               |                |
| <b>CAPITAL OUTLAY</b>   | <b>\$0.00</b>              | <b>\$0.00</b>                      | <b>\$0.00</b>               | <b>\$0.00</b>                      |                       | <b>\$10.00</b>            | <b>0.00%</b> | <b>0.00%</b>  | <b>100.00%</b> |
| <b>1000 0419 Department Totals</b>                            | <b>\$0.00</b>              | <b>\$0.00</b>                      | <b>\$16,588.32</b>          | <b>\$49,329.75</b>                 | <b>\$250,684.08</b>   | <b>\$201,354.33</b>       |              |               |                |
| <b>COUNTY CORONER</b>   | <b>\$0.00</b>              | <b>\$0.00</b>                      | <b>\$16,588.32</b>          | <b>\$49,329.75</b>                 |                       | <b>\$201,354.33</b>       | <b>6.62%</b> | <b>19.68%</b> | <b>80.32%</b>  |

Month 3  
 Date Range 3/1/2026 - 3/31/2026  
 Fund Range 1000 - 6400  
 Dept Range 0001 - 9999 Item Range 0001 - 9999

### CRAIGHEAD COUNTY BUDGET DETAIL REPORT

4/3/2026 12:16:06 PM

Page 42

Pg Brk Dept N Only W/Budget Amt N Show Act Balance N  
 No % N Only W/Balances N No Adj Expenditures N  
 No Shade N Only W/Transactions N No Adj Budget Y

| Description   | Transfers<br>Appropriation | YTD Transfers<br>YTD Appropriation | Expenditures<br>Adj Expend. | YTD Expenditures<br>Adj YTD Expend | Original Budget   | Balance<br>Actual Balance | %<br>Used    | YTD %<br>Used  | %<br>Left     |
|---|----------------------------|------------------------------------|-----------------------------|------------------------------------|-------------------|---------------------------|--------------|----------------|---------------|
| <b>Fund 1000 COUNTY GENERAL</b>                               |                            |                                    |                             |                                    |                   |                           |              |                |               |
| <b>Group 04200100 - 04201999 PERSONAL SERVICES</b>            |                            |                                    |                             |                                    |                   |                           |              |                |               |
| 1000- 04201010  | \$0.00                     | \$0.00                             | \$0.00                      | \$46.73                            | \$46.73           | \$0.00                    |              |                |               |
| WORKMEN'S COMPENSATION  | \$0.00                     | \$0.00                             | \$0.00                      | \$46.73                            |                   | \$0.00                    | 0.00%        | 100.00%        | 0.00%         |
| <b>420 4200100 4201999 Group Totals</b>                       | <b>\$0.00</b>              | <b>\$0.00</b>                      | <b>\$0.00</b>               | <b>\$46.73</b>                     | <b>\$46.73</b>    | <b>\$0.00</b>             |              |                |               |
| <b>PERSONAL SERVICES</b>                                      | <b>\$0.00</b>              | <b>\$0.00</b>                      | <b>\$0.00</b>               | <b>\$46.73</b>                     |                   | <b>\$0.00</b>             | <b>0.00%</b> | <b>100.00%</b> | <b>0.00%</b>  |
| <b>Group 04203000 - 04203999 OTHER SERVICES &amp; CHARGES</b> |                            |                                    |                             |                                    |                   |                           |              |                |               |
| 1000- 04203030  | \$0.00                     | \$0.00                             | \$0.00                      | \$0.00                             | \$3,000.00        | \$3,000.00                |              |                |               |
| TRAVEL (\$35 per month)                                       | \$0.00                     | \$0.00                             | \$0.00                      | \$0.00                             |                   | \$3,000.00                | 0.00%        | 0.00%          | 100.00%       |
| 1000- 04203055  | \$0.00                     | \$0.00                             | \$0.00                      | \$1,837.46                         | \$1,837.46        | \$0.00                    |              |                |               |
| GENERAL LIABILITY E.O.  | \$0.00                     | \$0.00                             | \$0.00                      | \$1,837.46                         |                   | \$0.00                    | 0.00%        | 100.00%        | 0.00%         |
| <b>420 4203000 4203999 Group Totals</b>                       | <b>\$0.00</b>              | <b>\$0.00</b>                      | <b>\$0.00</b>               | <b>\$1,837.46</b>                  | <b>\$4,837.46</b> | <b>\$3,000.00</b>         |              |                |               |
| <b>OTHER SERVICES &amp; CHARGES</b>                           | <b>\$0.00</b>              | <b>\$0.00</b>                      | <b>\$0.00</b>               | <b>\$1,837.46</b>                  |                   | <b>\$3,000.00</b>         | <b>0.00%</b> | <b>37.98%</b>  | <b>62.02%</b> |
| <b>1000 0420 Department Totals</b>                            | <b>\$0.00</b>              | <b>\$0.00</b>                      | <b>\$0.00</b>               | <b>\$1,884.19</b>                  | <b>\$4,884.19</b> | <b>\$3,000.00</b>         |              |                |               |
| <b>CONSTABLE</b>  | <b>\$0.00</b>              | <b>\$0.00</b>                      | <b>\$0.00</b>               | <b>\$1,884.19</b>                  |                   | <b>\$3,000.00</b>         | <b>0.00%</b> | <b>38.58%</b>  | <b>61.42%</b> |

Month 3  
 Date Range 3/1/2026 - 3/31/2026  
 Fund Range 1000 - 6400  
 Dept Range 0001 - 9999 Item Range 0001 - 9999

**CRAIGHEAD COUNTY BUDGET DETAIL REPORT**

4/3/2026 12:16:06 PM

Page 43

Pg Brk Dept N Only W/Budget Amt N Show Act Balance N  
 No % N Only W/Balances N No Adj Expenditures N  
 No Shade N Only W/Transactions N No Adj Budget Y

| Description   | Transfers<br>Appropriation | YTD Transfers<br>YTD Appropriation | Expenditures<br>Adj Expend. | YTD Expenditures<br>Adj YTD Expend | Original Budget      | Balance<br>Actual Balance | %<br>Used    | YTD %<br>Used | %<br>Left      |
|---|----------------------------|------------------------------------|-----------------------------|------------------------------------|----------------------|---------------------------|--------------|---------------|----------------|
| <b>Fund 1000 COUNTY GENERAL</b>                               |                            |                                    | <b>Department</b>           | <b>0422</b>                        | <b>CIRCUIT COURT</b> |                           |              |               |                |
| <b>Group 04220100 - 04221999 PERSONAL SERVICES</b>            |                            |                                    |                             |                                    |                      |                           |              |               |                |
| 1000- 04221001 SALARIES                                       | <b>-\$2,959.78</b>         | <b>-\$9,060.24</b>                 | \$29,452.59                 | \$112,520.02                       | \$483,546.22         | \$361,965.96              |              |               |                |
|   | \$0.00                     | \$0.00                             | \$32,412.37                 | \$121,580.26                       |                      | \$361,965.96              | 6.70%        | 25.14%        | 74.86%         |
| 1000- 04221002 PT TIME-OVERTIME-BAILIFF                       | \$0.00                     | \$0.00                             | \$0.00                      | \$336.88                           | \$35,000.00          | \$34,663.12               |              |               |                |
|   | \$0.00                     | \$0.00                             | \$0.00                      | \$336.88                           |                      | \$34,663.12               | 0.00%        | 0.96%         | 99.04%         |
| 1000- 04221006 SOCIAL SECURITY MATCH                          | \$0.00                     | \$0.00                             | \$3,946.84                  | \$10,258.12                        | \$39,668.79          | \$29,410.67               |              |               |                |
|   | \$0.00                     | \$0.00                             | \$3,946.84                  | \$10,258.12                        |                      | \$29,410.67               | 9.95%        | 25.86%        | 74.14%         |
| 1000- 04221007 RETIREMENT MATCH                               | \$0.00                     | \$0.00                             | \$8,969.44                  | \$20,812.05                        | \$74,079.28          | \$53,267.23               |              |               |                |
|   | \$0.00                     | \$0.00                             | \$8,969.44                  | \$20,812.05                        |                      | \$53,267.23               | 12.11%       | 28.09%        | 71.91%         |
| 1000- 04221009 HEALTH INSURANCE MATCH                         | <b>-\$8,185.72</b>         | <b>-\$24,738.06</b>                | \$0.00                      | \$0.00                             | \$74,936.08          | \$50,198.02               |              |               |                |
|   | \$0.00                     | \$0.00                             | \$8,185.72                  | \$24,738.06                        |                      | \$50,198.02               | 10.92%       | 33.01%        | 66.99%         |
| 1000- 04221010 WORKMEN'S COMPENSATION                         | \$0.00                     | \$0.00                             | \$0.00                      | \$10,548.60                        | \$10,469.65          | <b>-\$78.95</b>           |              |               |                |
|   | \$0.00                     | \$0.00                             | \$0.00                      | \$10,548.60                        |                      | <b>-\$78.95</b>           | 0.00%        | 0.00%         | 0.00%          |
| 1000- 04221011 UNEMPLOYMENT COMPENSATION                      | \$0.00                     | \$0.00                             | \$0.00                      | \$0.00                             | \$2,592.00           | \$2,592.00                |              |               |                |
|   | \$0.00                     | \$0.00                             | \$0.00                      | \$0.00                             |                      | \$2,592.00                | 0.00%        | 0.00%         | 100.00%        |
| 1000- 04221012 OTHER FRINGE BENEFITS(INCL HLTH IN             | \$0.00                     | \$0.00                             | \$0.00                      | \$100.00                           | \$550.00             | \$450.00                  |              |               |                |
|   | \$0.00                     | \$0.00                             | \$0.00                      | \$100.00                           |                      | \$450.00                  | 0.00%        | 18.18%        | 81.82%         |
| 1000- 04221015 UNIFORM ALLOWANCE                              | \$0.00                     | \$0.00                             | \$0.00                      | \$0.00                             | \$3,000.00           | \$3,000.00                |              |               |                |
|   | \$0.00                     | \$0.00                             | \$0.00                      | \$0.00                             |                      | \$3,000.00                | 0.00%        | 0.00%         | 100.00%        |
| 1000- 04221016 LIFE INSURANCE                                 | \$0.00                     | \$0.00                             | \$39.96                     | \$59.94                            | \$100.00             | \$40.06                   |              |               |                |
|   | \$0.00                     | \$0.00                             | \$39.96                     | \$59.94                            |                      | \$40.06                   | 39.96%       | 59.94%        | 40.06%         |
| 1000- 04221017 VACATION-PERSONAL TIME BUYBACK                 | \$0.00                     | \$0.00                             | \$0.00                      | \$14,053.72                        | \$1,000.00           | <b>-\$13,053.72</b>       |              |               |                |
|   | \$0.00                     | \$0.00                             | \$0.00                      | \$14,053.72                        |                      | <b>-\$13,053.72</b>       | 0.00%        | 0.00%         | 0.00%          |
| 1000- 04221018 HEALTH INSURANCE REIMBURSEMENT                 | \$0.00                     | \$0.00                             | \$0.00                      | \$0.00                             | \$100.00             | \$100.00                  |              |               |                |
|   | \$0.00                     | \$0.00                             | \$0.00                      | \$0.00                             |                      | \$100.00                  | 0.00%        | 0.00%         | 100.00%        |
| <b>422 4220100 4221999 Group Totals PERSONAL SERVICES</b>     | <b>-\$11,145.50</b>        | <b>-\$33,798.30</b>                | <b>\$42,408.83</b>          | <b>\$168,689.33</b>                | <b>\$725,042.02</b>  | <b>\$522,554.39</b>       |              |               |                |
|   | <b>\$0.00</b>              | <b>\$0.00</b>                      | <b>\$53,554.33</b>          | <b>\$202,487.63</b>                |                      | <b>\$522,554.39</b>       | <b>7.39%</b> | <b>27.93%</b> | <b>72.07%</b>  |
| <b>Group 04222000 - 04222999 SUPPLIES</b>                     |                            |                                    |                             |                                    |                      |                           |              |               |                |
| 1000- 04222001 GENERAL OFFICE SUPPLIES                        | \$0.00                     | \$0.00                             | \$0.00                      | \$0.00                             | \$10.00              | \$10.00                   |              |               |                |
|   | \$0.00                     | \$0.00                             | \$0.00                      | \$0.00                             |                      | \$10.00                   | 0.00%        | 0.00%         | 100.00%        |
| 1000- 04222002 SMALL EQUIPMENT                                | \$0.00                     | \$0.00                             | \$0.00                      | \$0.00                             | \$10.00              | \$10.00                   |              |               |                |
|   | \$0.00                     | \$0.00                             | \$0.00                      | \$0.00                             |                      | \$10.00                   | 0.00%        | 0.00%         | 100.00%        |
| <b>422 4222000 4222999 Group Totals SUPPLIES</b>              | <b>\$0.00</b>              | <b>\$0.00</b>                      | <b>\$0.00</b>               | <b>\$0.00</b>                      | <b>\$20.00</b>       | <b>\$20.00</b>            |              |               |                |
|   | <b>\$0.00</b>              | <b>\$0.00</b>                      | <b>\$0.00</b>               | <b>\$0.00</b>                      |                      | <b>\$20.00</b>            | <b>0.00%</b> | <b>0.00%</b>  | <b>100.00%</b> |
| <b>Group 04223000 - 04223999 OTHER SERVICES &amp; CHARGES</b> |                            |                                    |                             |                                    |                      |                           |              |               |                |
| 1000- 04223020 TELEPHONE & FAX -LANDLINE                      | \$0.00                     | \$0.00                             | \$16.11                     | \$40.95                            | \$200.00             | \$159.05                  |              |               |                |
|   | \$0.00                     | \$0.00                             | \$16.11                     | \$40.95                            |                      | \$159.05                  | 8.06%        | 20.48%        | 79.52%         |
| 1000- 04223022 CELL PHONES & PAGERS                           | \$0.00                     | \$0.00                             | \$496.72                    | \$1,890.16                         | \$5,000.00           | \$3,109.84                |              |               |                |
|   | \$0.00                     | \$0.00                             | \$496.72                    | \$1,890.16                         |                      | \$3,109.84                | 9.93%        | 37.80%        | 62.20%         |
| 1000- 04223023 INTERNET CONNECTION                            | \$0.00                     | \$0.00                             | \$0.00                      | \$0.00                             | \$10.00              | \$10.00                   |              |               |                |
|   | \$0.00                     | \$0.00                             | \$0.00                      | \$0.00                             |                      | \$10.00                   | 0.00%        | 0.00%         | 100.00%        |
| 1000- 04223052 FIRE & EXTENDED COVERAGE                       | \$0.00                     | \$0.00                             | \$0.00                      | \$69,475.35                        | \$84,269.29          | \$14,793.94               |              |               |                |
|   | \$0.00                     | \$0.00                             | \$0.00                      | \$69,475.35                        |                      | \$14,793.94               | 0.00%        | 82.44%        | 17.56%         |
| 1000- 04223060 UTILITIES - ELECTRICITY                        | \$0.00                     | \$0.00                             | \$3,501.41                  | \$7,685.33                         | \$35,000.00          | \$27,314.67               |              |               |                |
|   | \$0.00                     | \$0.00                             | \$3,501.41                  | \$7,685.33                         |                      | \$27,314.67               | 10.00%       | 21.96%        | 78.04%         |
| 1000- 04223061 UTILITIES - GAS                                | \$0.00                     | \$0.00                             | \$938.81                    | \$3,523.37                         | \$5,000.00           | \$1,476.63                |              |               |                |
|   | \$0.00                     | \$0.00                             | \$938.81                    | \$3,523.37                         |                      | \$1,476.63                | 18.78%       | 70.47%        | 29.53%         |

Month 3  
 Date Range 3/1/2026 - 3/31/2026  
 Fund Range 1000 - 6400  
 Dept Range 0001 - 9999 Item Range 0001 - 9999

### CRAIGHEAD COUNTY BUDGET DETAIL REPORT

4/3/2026 12:16:06 PM

Page 44

Pg Brk Dept N Only W/Budget Amt N Show Act Balance N  
 No % N Only W/Balances N No Adj Expenditures N  
 No Shade N Only W/Transactions N No Adj Budget Y

| Description   | Transfers<br>Appropriation | YTD Transfers<br>YTD Appropriation | Expenditures<br>Adj Expend. | YTD Expenditures<br>Adj YTD Expend | Original Budget      | Balance<br>Actual Balance | %<br>Used    | YTD %<br>Used | %<br>Left      |
|---|----------------------------|------------------------------------|-----------------------------|------------------------------------|----------------------|---------------------------|--------------|---------------|----------------|
| <b>Fund 1000 COUNTY GENERAL</b>                               |                            |                                    | <b>Department</b>           | <b>0422</b>                        | <b>CIRCUIT COURT</b> |                           |              |               |                |
| <b>Group 04223000 - 04223999 OTHER SERVICES &amp; CHARGES</b> |                            |                                    |                             |                                    |                      |                           |              |               |                |
| 1000- 04223092 JURORS & WITNESSES                             | \$0.00                     | \$0.00                             | \$7,947.35                  | \$8,050.69                         | \$50,000.00          | \$41,949.31               |              |               |                |
|   | \$0.00                     | \$0.00                             | \$7,947.35                  | \$8,050.69                         |                      | \$41,949.31               | 15.90%       | 16.10%        | 83.90%         |
| 1000- 04223100 OTHER MISCELLANEOUS                            | \$0.00                     | \$0.00                             | \$3,587.88                  | \$4,633.07                         | \$45,000.00          | \$40,366.93               |              |               |                |
|   | \$0.00                     | \$0.00                             | \$3,587.88                  | \$4,633.07                         |                      | \$40,366.93               | 7.97%        | 10.30%        | 89.70%         |
| 1000- 04223102 COMP SOFTWARE, SUPPORT/MAINT/REC               | \$0.00                     | \$0.00                             | \$110.43                    | \$110.43                           | \$750.00             | \$639.57                  |              |               |                |
|   | \$0.00                     | \$0.00                             | \$110.43                    | \$110.43                           |                      | \$639.57                  | 14.72%       | 14.72%        | 85.28%         |
| <b>422 4223000 4223999 Group Totals</b>                       | <b>\$0.00</b>              | <b>\$0.00</b>                      | <b>\$16,598.71</b>          | <b>\$95,409.35</b>                 | <b>\$225,229.29</b>  | <b>\$129,819.94</b>       |              |               |                |
| <b>OTHER SERVICES &amp; CHARGES</b>                           | <b>\$0.00</b>              | <b>\$0.00</b>                      | <b>\$16,598.71</b>          | <b>\$95,409.35</b>                 |                      | <b>\$129,819.94</b>       | <b>7.37%</b> | <b>42.36%</b> | <b>57.64%</b>  |
| <b>Group 04224000 - 04224999 CAPITAL OUTLAY</b>               |                            |                                    |                             |                                    |                      |                           |              |               |                |
| 1000- 04224004 MACHINERY AND EQUIPMENT                        | \$0.00                     | \$0.00                             | \$0.00                      | \$0.00                             | \$10.00              | \$10.00                   |              |               |                |
|   | \$0.00                     | \$0.00                             | \$0.00                      | \$0.00                             |                      | \$10.00                   | 0.00%        | 0.00%         | 100.00%        |
| <b>422 4224000 4224999 Group Totals</b>                       | <b>\$0.00</b>              | <b>\$0.00</b>                      | <b>\$0.00</b>               | <b>\$0.00</b>                      | <b>\$10.00</b>       | <b>\$10.00</b>            |              |               |                |
| <b>CAPITAL OUTLAY</b>   | <b>\$0.00</b>              | <b>\$0.00</b>                      | <b>\$0.00</b>               | <b>\$0.00</b>                      |                      | <b>\$10.00</b>            | <b>0.00%</b> | <b>0.00%</b>  | <b>100.00%</b> |
| <b>1000 0422 Department Totals</b>                            | <b>-\$11,145.50</b>        | <b>-\$33,798.30</b>                | <b>\$59,007.54</b>          | <b>\$264,098.68</b>                | <b>\$950,301.31</b>  | <b>\$652,404.33</b>       |              |               |                |
| <b>CIRCUIT COURT</b>  | <b>\$0.00</b>              | <b>\$0.00</b>                      | <b>\$70,153.04</b>          | <b>\$297,896.98</b>                |                      | <b>\$652,404.33</b>       | <b>7.38%</b> | <b>31.35%</b> | <b>68.65%</b>  |

Month 3  
 Date Range 3/1/2026 - 3/31/2026  
 Fund Range 1000 - 6400  
 Dept Range 0001 - 9999 Item Range 0001 - 9999

### CRAIGHEAD COUNTY BUDGET DETAIL REPORT

4/3/2026 12:16:06 PM

Page 45

Pg Brk Dept N Only W/Budget Amt N Show Act Balance N  
 No % N Only W/Balances N No Adj Expenditures N  
 No Shade N Only W/Transactions N No Adj Budget Y

| Description  | Transfers<br>Appropriation | YTD Transfers<br>YTD Appropriation | Expenditures<br>Adj Expend. | YTD Expenditures<br>Adj YTD Expend | Original Budget        | Balance<br>Actual Balance | %<br>Used      | YTD %<br>Used  | %<br>Left      |
|--|----------------------------|------------------------------------|-----------------------------|------------------------------------|------------------------|---------------------------|----------------|----------------|----------------|
| <b>Fund 1000 COUNTY GENERAL</b>                                      |                            |                                    | <b>Department</b>           | <b>0424</b>                        | <b>DRUG TASK FORCE</b> |                           |                |                |                |
| <b>Group 04240100 - 04241999 PERSONAL SERVICES</b>                   |                            |                                    |                             |                                    |                        |                           |                |                |                |
| 1000- 04241001 SALARIES  | \$0.00                     | \$0.00                             | \$10,550.46                 | \$39,018.43                        | \$160,331.29           | \$121,312.86              |                |                |                |
|  | \$0.00                     | \$0.00                             | \$10,550.46                 | \$39,018.43                        |                        | \$121,312.86              | 6.58%          | 24.34%         | 75.66%         |
| 1000- 04241006 SOCIAL SECURITY MATCH                                 | \$0.00                     | \$0.00                             | \$1,340.46                  | \$3,127.42                         | \$12,265.34            | \$9,137.92                |                |                |                |
|  | \$0.00                     | \$0.00                             | \$1,340.46                  | \$3,127.42                         |                        | \$9,137.92                | 10.93%         | 25.50%         | 74.50%         |
| 1000- 04241007 RETIREMENT MATCH                                      | \$0.00                     | \$0.00                             | \$2,838.70                  | \$6,622.96                         | \$24,562.75            | \$17,939.79               |                |                |                |
|  | \$0.00                     | \$0.00                             | \$2,838.70                  | \$6,622.96                         |                        | \$17,939.79               | 11.56%         | 26.96%         | 73.04%         |
| 1000- 04241009 HEALTH INSURANCE MATCH                                | -\$1,741.98                | -\$5,225.94                        | \$0.00                      | \$0.00                             | \$20,911.55            | \$15,685.61               |                |                |                |
|  | \$0.00                     | \$0.00                             | \$1,741.98                  | \$5,225.94                         |                        | \$15,685.61               | 8.33%          | 24.99%         | 75.01%         |
| 1000- 04241010 WORKMEN'S COMPENSATION                                | \$0.00                     | \$0.00                             | \$0.00                      | \$203.01                           | \$203.01               | \$0.00                    |                |                |                |
|  | \$0.00                     | \$0.00                             | \$0.00                      | \$203.01                           |                        | \$0.00                    | 0.00%          | 100.00%        | 0.00%          |
| 1000- 04241011 UNEMPLOYMENT COMPENSATION                             | \$0.00                     | \$0.00                             | \$0.00                      | \$0.00                             | \$864.00               | \$864.00                  |                |                |                |
|  | \$0.00                     | \$0.00                             | \$0.00                      | \$0.00                             |                        | \$864.00                  | 0.00%          | 0.00%          | 100.00%        |
| 1000- 04241012 OTHER FRINGE BENEFITS(INCL HLTH IN)                   | \$0.00                     | \$0.00                             | \$0.00                      | \$0.00                             | \$150.00               | \$150.00                  |                |                |                |
|  | \$0.00                     | \$0.00                             | \$0.00                      | \$0.00                             |                        | \$150.00                  | 0.00%          | 0.00%          | 100.00%        |
| 1000- 04241016 LIFE INSURANCE  | \$0.00                     | \$0.00                             | \$13.32                     | \$19.98                            | \$100.00               | \$80.02                   |                |                |                |
|  | \$0.00                     | \$0.00                             | \$13.32                     | \$19.98                            |                        | \$80.02                   | 13.32%         | 19.98%         | 80.02%         |
| 1000- 04241017 VACATION-PERSONAL TIME BUYBACK                        | \$0.00                     | \$0.00                             | \$0.00                      | \$0.00                             | \$1,000.00             | \$1,000.00                |                |                |                |
|  | \$0.00                     | \$0.00                             | \$0.00                      | \$0.00                             |                        | \$1,000.00                | 0.00%          | 0.00%          | 100.00%        |
| 1000- 04241018 HEALTH INSURANCE REIMBURSEMENT                        | \$0.00                     | \$0.00                             | \$0.00                      | \$0.00                             | \$100.00               | \$100.00                  |                |                |                |
|  | \$0.00                     | \$0.00                             | \$0.00                      | \$0.00                             |                        | \$100.00                  | 0.00%          | 0.00%          | 100.00%        |
| <b>424 4240100 4241999 Group Totals PERSONAL SERVICES</b>            | <b>-\$1,741.98</b>         | <b>-\$5,225.94</b>                 | <b>\$14,742.94</b>          | <b>\$48,991.80</b>                 | <b>\$220,487.94</b>    | <b>\$166,270.20</b>       |                |                |                |
|  | <b>\$0.00</b>              | <b>\$0.00</b>                      | <b>\$16,484.92</b>          | <b>\$54,217.74</b>                 |                        | <b>\$166,270.20</b>       | <b>7.48%</b>   | <b>24.59%</b>  | <b>75.41%</b>  |
| <b>Group 04243000 - 04243999 OTHER SERVICES &amp; CHARGES</b>        |                            |                                    |                             |                                    |                        |                           |                |                |                |
| 1000- 04243100 OTHER MISCELLANEOUS                                   | \$0.00                     | \$0.00                             | \$40.28                     | \$40.28                            | \$10.00                | -\$30.28                  |                |                |                |
|  | \$0.00                     | \$0.00                             | \$40.28                     | \$40.28                            |                        | -\$30.28                  | 0.00%          | 0.00%          | 0.00%          |
| 1000- 04243102 COMP SOFTWARE,SUPPORT/MAINT/REC                       | \$0.00                     | \$0.00                             | \$36.81                     | \$36.81                            | \$10.00                | -\$26.81                  |                |                |                |
|  | \$0.00                     | \$0.00                             | \$36.81                     | \$36.81                            |                        | -\$26.81                  | 0.00%          | 0.00%          | 0.00%          |
| <b>424 4243000 4243999 Group Totals OTHER SERVICES &amp; CHARGES</b> | <b>\$0.00</b>              | <b>\$0.00</b>                      | <b>\$77.09</b>              | <b>\$77.09</b>                     | <b>\$20.00</b>         | <b>-\$57.09</b>           |                |                |                |
|  | <b>\$0.00</b>              | <b>\$0.00</b>                      | <b>\$77.09</b>              | <b>\$77.09</b>                     |                        | <b>-\$57.09</b>           | <b>385.45%</b> | <b>385.45%</b> | <b>285.45%</b> |
| <b>1000 0424 Department Totals DRUG TASK FORCE</b>                   | <b>-\$1,741.98</b>         | <b>-\$5,225.94</b>                 | <b>\$14,820.03</b>          | <b>\$49,068.89</b>                 | <b>\$220,507.94</b>    | <b>\$166,213.11</b>       |                |                |                |
|  | <b>\$0.00</b>              | <b>\$0.00</b>                      | <b>\$16,562.01</b>          | <b>\$54,294.83</b>                 |                        | <b>\$166,213.11</b>       | <b>7.51%</b>   | <b>24.62%</b>  | <b>75.38%</b>  |

Month 3  
 Date Range 3/1/2026 - 3/31/2026  
 Fund Range 1000 - 6400  
 Dept Range 0001 - 9999

**CRAIGHEAD COUNTY BUDGET DETAIL REPORT**

4/3/2026 12:16:06 PM

Page 46

Pg Brk Dept N Only W/Budget Amt N Show Act Balance N  
 No % N Only W/Balances N No Adj Expenditures N  
 No Shade N Only W/Transactions N No Adj Budget Y

| Description   | Transfers<br>Appropriation | YTD Transfers<br>YTD Appropriation | Expenditures<br>Adj Expend. | YTD Expenditures<br>Adj YTD Expend | Original Budget                 | Balance<br>Actual Balance | %<br>Used     | YTD %<br>Used | %<br>Left     |
|---|----------------------------|------------------------------------|-----------------------------|------------------------------------|---------------------------------|---------------------------|---------------|---------------|---------------|
| <b>Fund 1000 COUNTY GENERAL</b>                               |                            |                                    | <b>Department</b>           | <b>0425</b>                        | <b>DEP PROSECUTING ATTORNEY</b> |                           |               |               |               |
| <b>Group 04250100 - 04251999 PERSONAL SERVICES</b>            |                            |                                    |                             |                                    |                                 |                           |               |               |               |
| 1000- 04251001 SALARIES                                       | -\$572.86                  | -\$1,718.58                        | \$14,231.24                 | \$52,135.08                        | \$220,778.49                    | \$166,924.83              | 6.70%         | 24.39%        | 75.61%        |
|   | \$0.00                     | \$0.00                             | \$14,804.10                 | \$53,853.66                        |                                 | \$166,924.83              |               |               |               |
| 1000- 04251006 SOCIAL SECURITY MATCH                          | \$0.00                     | \$0.00                             | \$1,845.45                  | \$4,300.34                         | \$16,889.55                     | \$12,589.21               | 10.93%        | 25.46%        | 74.54%        |
|   | \$0.00                     | \$0.00                             | \$1,845.45                  | \$4,300.34                         |                                 | \$12,589.21               |               |               |               |
| 1000- 04251007 RETIREMENT MATCH                               | \$0.00                     | \$0.00                             | \$3,921.33                  | \$9,138.33                         | \$33,823.26                     | \$24,684.93               | 11.59%        | 27.02%        | 72.98%        |
|   | \$0.00                     | \$0.00                             | \$3,921.33                  | \$9,138.33                         |                                 | \$24,684.93               |               |               |               |
| 1000- 04251009 HEALTH INSURANCE MATCH                         | -\$2,895.50                | -\$8,686.50                        | \$0.00                      | \$0.00                             | \$31,316.47                     | \$22,629.97               | 9.25%         | 27.74%        | 72.26%        |
|   | \$0.00                     | \$0.00                             | \$2,895.50                  | \$8,686.50                         |                                 | \$22,629.97               |               |               |               |
| 1000- 04251010 WORKMEN'S COMPENSATION                         | \$0.00                     | \$0.00                             | \$0.00                      | \$1,419.48                         | \$1,419.48                      | \$0.00                    | 0.00%         | 100.00%       | 0.00%         |
|   | \$0.00                     | \$0.00                             | \$0.00                      | \$1,419.48                         |                                 | \$0.00                    |               |               |               |
| 1000- 04251011 UNEMPLOYMENT COMPENSATION                      | \$0.00                     | \$0.00                             | \$0.00                      | \$0.00                             | \$1,152.00                      | \$1,152.00                | 0.00%         | 0.00%         | 100.00%       |
|   | \$0.00                     | \$0.00                             | \$0.00                      | \$0.00                             |                                 | \$1,152.00                |               |               |               |
| 1000- 04251012 OTHER FRINGE BENEFITS(INCL HLTH IN)            | \$0.00                     | \$0.00                             | \$50.00                     | \$100.00                           | \$200.00                        | \$100.00                  | 25.00%        | 50.00%        | 50.00%        |
|   | \$0.00                     | \$0.00                             | \$50.00                     | \$100.00                           |                                 | \$100.00                  |               |               |               |
| 1000- 04251016 LIFE INSURANCE                                 | \$0.00                     | \$0.00                             | \$16.22                     | \$24.33                            | \$100.00                        | \$75.67                   | 16.22%        | 24.33%        | 75.67%        |
|   | \$0.00                     | \$0.00                             | \$16.22                     | \$24.33                            |                                 | \$75.67                   |               |               |               |
| 1000- 04251017 VACATION-PERSONAL TIME BUYBACK                 | \$0.00                     | \$0.00                             | \$0.00                      | \$0.00                             | \$1,000.00                      | \$1,000.00                | 0.00%         | 0.00%         | 100.00%       |
|   | \$0.00                     | \$0.00                             | \$0.00                      | \$0.00                             |                                 | \$1,000.00                |               |               |               |
| 1000- 04251018 HEALTH INSURANCE REIMBURSEMENT                 | \$0.00                     | \$0.00                             | \$0.00                      | \$0.00                             | \$100.00                        | \$100.00                  | 0.00%         | 0.00%         | 100.00%       |
|   | \$0.00                     | \$0.00                             | \$0.00                      | \$0.00                             |                                 | \$100.00                  |               |               |               |
| <b>425 4250100 4251999 Group Totals PERSONAL SERVICES</b>     | <b>-\$3,468.36</b>         | <b>-\$10,405.08</b>                | <b>\$20,064.24</b>          | <b>\$67,117.56</b>                 | <b>\$306,779.25</b>             | <b>\$229,256.61</b>       | <b>7.67%</b>  | <b>25.27%</b> | <b>74.73%</b> |
|   | <b>\$0.00</b>              | <b>\$0.00</b>                      | <b>\$23,532.60</b>          | <b>\$77,522.64</b>                 |                                 | <b>\$229,256.61</b>       |               |               |               |
| <b>Group 04252000 - 04252999 SUPPLIES</b>                     |                            |                                    |                             |                                    |                                 |                           |               |               |               |
| 1000- 04252001 GENERAL OFFICE SUPPLIES                        | \$0.00                     | \$0.00                             | \$1,164.32                  | \$1,697.38                         | \$6,000.00                      | \$4,302.62                | 19.40%        | 28.29%        | 71.71%        |
|   | \$0.00                     | \$0.00                             | \$1,164.32                  | \$1,697.38                         |                                 | \$4,302.62                |               |               |               |
| 1000- 04252002 SMALL EQUIPMENT                                | \$0.00                     | \$0.00                             | \$0.00                      | \$0.00                             | \$5,000.00                      | \$5,000.00                | 0.00%         | 0.00%         | 100.00%       |
|   | \$0.00                     | \$0.00                             | \$0.00                      | \$0.00                             |                                 | \$5,000.00                |               |               |               |
| 1000- 04252007 FUELS, OIL, & LUBRICANTS                       | \$0.00                     | \$0.00                             | \$122.00                    | \$333.69                           | \$1,200.00                      | \$866.31                  | 10.17%        | 27.81%        | 72.19%        |
|   | \$0.00                     | \$0.00                             | \$122.00                    | \$333.69                           |                                 | \$866.31                  |               |               |               |
| <b>425 4252000 4252999 Group Totals SUPPLIES</b>              | <b>\$0.00</b>              | <b>\$0.00</b>                      | <b>\$1,286.32</b>           | <b>\$2,031.07</b>                  | <b>\$12,200.00</b>              | <b>\$10,168.93</b>        | <b>10.54%</b> | <b>16.65%</b> | <b>83.35%</b> |
|   | <b>\$0.00</b>              | <b>\$0.00</b>                      | <b>\$1,286.32</b>           | <b>\$2,031.07</b>                  |                                 | <b>\$10,168.93</b>        |               |               |               |
| <b>Group 04253000 - 04253999 OTHER SERVICES &amp; CHARGES</b> |                            |                                    |                             |                                    |                                 |                           |               |               |               |
| 1000- 04253020 TELEPHONE & FAX-LANDLINE                       | \$0.00                     | \$0.00                             | \$56.39                     | \$130.91                           | \$4,000.00                      | \$3,869.09                | 1.41%         | 3.27%         | 96.73%        |
|   | \$0.00                     | \$0.00                             | \$56.39                     | \$130.91                           |                                 | \$3,869.09                |               |               |               |
| 1000- 04253021 POSTAGE  | \$0.00                     | \$0.00                             | \$0.00                      | \$0.00                             | \$2,000.00                      | \$2,000.00                | 0.00%         | 0.00%         | 100.00%       |
|   | \$0.00                     | \$0.00                             | \$0.00                      | \$0.00                             |                                 | \$2,000.00                |               |               |               |
| 1000- 04253022 CELL PHONES & PAGERS                           | \$0.00                     | \$0.00                             | \$0.00                      | \$0.00                             | \$4,080.00                      | \$4,080.00                | 0.00%         | 0.00%         | 100.00%       |
|   | \$0.00                     | \$0.00                             | \$0.00                      | \$0.00                             |                                 | \$4,080.00                |               |               |               |
| 1000- 04253023 INTERNET CONNECTION                            | \$0.00                     | \$0.00                             | \$0.00                      | \$0.00                             | \$10.00                         | \$10.00                   | 0.00%         | 0.00%         | 100.00%       |
|   | \$0.00                     | \$0.00                             | \$0.00                      | \$0.00                             |                                 | \$10.00                   |               |               |               |
| 1000- 04253030 TRAVEL   | \$0.00                     | \$0.00                             | \$17.68                     | \$17.68                            | \$3,000.00                      | \$2,982.32                | 0.59%         | 0.59%         | 99.41%        |
|   | \$0.00                     | \$0.00                             | \$17.68                     | \$17.68                            |                                 | \$2,982.32                |               |               |               |
| 1000- 04253052 FIRE & EXTENDED COVERAGE                       | \$0.00                     | \$0.00                             | \$0.00                      | \$11,521.12                        | \$11,521.12                     | \$0.00                    | 0.00%         | 100.00%       | 0.00%         |
|   | \$0.00                     | \$0.00                             | \$0.00                      | \$11,521.12                        |                                 | \$0.00                    |               |               |               |
| 1000- 04253053 FLEET LIABILITY                                | \$0.00                     | \$0.00                             | \$0.00                      | \$862.00                           | \$862.00                        | \$0.00                    | 0.00%         | 100.00%       | 0.00%         |
|   | \$0.00                     | \$0.00                             | \$0.00                      | \$862.00                           |                                 | \$0.00                    |               |               |               |

Month 3  
 Date Range 3/1/2026 - 3/31/2026  
 Fund Range 1000 - 6400  
 Dept Range 0001 - 9999 Item Range 0001 - 9999

### CRAIGHEAD COUNTY BUDGET DETAIL REPORT

4/3/2026 12:16:06 PM

Page 47

Pg Brk Dept N Only W/Budget Amt N Show Act Balance N  
 No % N Only W/Balances N No Adj Expenditures N  
 No Shade N Only W/Transactions N No Adj Budget Y

| Description   | Transfers<br>Appropriation | YTD Transfers<br>YTD Appropriation | Expenditures<br>Adj Expend. | YTD Expenditures<br>Adj YTD Expend | Original Budget                 | Balance<br>Actual Balance | %<br>Used    | YTD %<br>Used | %<br>Left      |
|---|----------------------------|------------------------------------|-----------------------------|------------------------------------|---------------------------------|---------------------------|--------------|---------------|----------------|
| <b>Fund 1000 COUNTY GENERAL</b>                               |                            |                                    | <b>Department</b>           | <b>0425</b>                        | <b>DEP PROSECUTING ATTORNEY</b> |                           |              |               |                |
| <b>Group 04253000 - 04253999 OTHER SERVICES &amp; CHARGES</b> |                            |                                    |                             |                                    |                                 |                           |              |               |                |
| 1000- 04253054  | \$0.00                     | \$0.00                             | \$0.00                      | \$0.00                             | \$9,000.00                      | \$9,000.00                |              |               |                |
| OTHER SUNDRY INSURANCE  | \$0.00                     | \$0.00                             | \$0.00                      | \$0.00                             |                                 | \$9,000.00                | 0.00%        | 0.00%         | 100.00%        |
| 1000- 04253055  | \$0.00                     | \$0.00                             | \$0.00                      | \$1,049.98                         | \$1,049.98                      | \$0.00                    |              |               |                |
| GENERAL LIABILITY E.O.  | \$0.00                     | \$0.00                             | \$0.00                      | \$1,049.98                         |                                 | \$0.00                    | 0.00%        | 100.00%       | 0.00%          |
| 1000- 04253060  | \$0.00                     | \$0.00                             | \$521.47                    | \$1,114.00                         | \$9,700.00                      | \$8,586.00                |              |               |                |
| UTILITIES-ELECTRICITY   | \$0.00                     | \$0.00                             | \$521.47                    | \$1,114.00                         |                                 | \$8,586.00                | 5.38%        | 11.48%        | 88.52%         |
| 1000- 04253061  | \$0.00                     | \$0.00                             | \$59.29                     | \$268.46                           | \$400.00                        | \$131.54                  |              |               |                |
| UTILITIES - GAS   | \$0.00                     | \$0.00                             | \$59.29                     | \$268.46                           |                                 | \$131.54                  | 14.82%       | 67.12%        | 32.88%         |
| 1000- 04253073  | \$0.00                     | \$0.00                             | \$539.19                    | \$1,060.45                         | \$6,000.00                      | \$4,939.55                |              |               |                |
| LEASE MACHINERY & EQUIP(INCL COPY                             | \$0.00                     | \$0.00                             | \$539.19                    | \$1,060.45                         |                                 | \$4,939.55                | 8.99%        | 17.67%        | 82.33%         |
| 1000- 04253090  | \$0.00                     | \$0.00                             | \$410.00                    | \$693.49                           | \$2,200.00                      | \$1,506.51                |              |               |                |
| DUES MEMBERSHIPS SUB  | \$0.00                     | \$0.00                             | \$410.00                    | \$693.49                           |                                 | \$1,506.51                | 18.64%       | 31.52%        | 68.48%         |
| 1000- 04253094  | \$0.00                     | \$0.00                             | \$0.00                      | \$0.00                             | \$1,500.00                      | \$1,500.00                |              |               |                |
| MEALS & LODGING   | \$0.00                     | \$0.00                             | \$0.00                      | \$0.00                             |                                 | \$1,500.00                | 0.00%        | 0.00%         | 100.00%        |
| 1000- 04253100  | \$0.00                     | \$0.00                             | \$617.88                    | \$4,284.73                         | \$4,000.00                      | -\$284.73                 |              |               |                |
| OTHER MISCELLANEOUS   | \$0.00                     | \$0.00                             | \$617.88                    | \$4,284.73                         |                                 | -\$284.73                 | 15.45%       | 0.00%         | 0.00%          |
| 1000- 04253101  | \$0.00                     | \$0.00                             | \$0.00                      | \$430.95                           | \$2,500.00                      | \$2,069.05                |              |               |                |
| TRAINING & EDUCATION  | \$0.00                     | \$0.00                             | \$0.00                      | \$430.95                           |                                 | \$2,069.05                | 0.00%        | 17.24%        | 82.76%         |
| 1000- 04253102  | \$0.00                     | \$0.00                             | \$845.86                    | \$1,642.64                         | \$8,575.32                      | \$6,932.68                |              |               |                |
| COMP SOFTWARE, SUPPORT/MAINT/REC                              | \$0.00                     | \$0.00                             | \$845.86                    | \$1,642.64                         |                                 | \$6,932.68                | 9.86%        | 19.16%        | 80.84%         |
| <b>425 4253000 4253999 Group Totals</b>                       | <b>\$0.00</b>              | <b>\$0.00</b>                      | <b>\$3,067.76</b>           | <b>\$23,076.41</b>                 | <b>\$70,398.42</b>              | <b>\$47,322.01</b>        |              |               |                |
| <b>OTHER SERVICES &amp; CHARGES</b>                           | <b>\$0.00</b>              | <b>\$0.00</b>                      | <b>\$3,067.76</b>           | <b>\$23,076.41</b>                 |                                 | <b>\$47,322.01</b>        | <b>4.36%</b> | <b>32.78%</b> | <b>67.22%</b>  |
| <b>Group 04254000 - 04254999 CAPITAL OUTLAY</b>               |                            |                                    |                             |                                    |                                 |                           |              |               |                |
| 1000- 04254004  | \$0.00                     | \$0.00                             | \$0.00                      | \$0.00                             | \$10.00                         | \$10.00                   |              |               |                |
| MACHINERY AND EQUIPMENT                                       | \$0.00                     | \$0.00                             | \$0.00                      | \$0.00                             |                                 | \$10.00                   | 0.00%        | 0.00%         | 100.00%        |
| <b>425 4254000 4254999 Group Totals</b>                       | <b>\$0.00</b>              | <b>\$0.00</b>                      | <b>\$0.00</b>               | <b>\$0.00</b>                      | <b>\$10.00</b>                  | <b>\$10.00</b>            |              |               |                |
| <b>CAPITAL OUTLAY</b>   | <b>\$0.00</b>              | <b>\$0.00</b>                      | <b>\$0.00</b>               | <b>\$0.00</b>                      |                                 | <b>\$10.00</b>            | <b>0.00%</b> | <b>0.00%</b>  | <b>100.00%</b> |
| <b>1000 0425 Department Totals</b>                            | <b>-\$3,468.36</b>         | <b>-\$10,405.08</b>                | <b>\$24,418.32</b>          | <b>\$92,225.04</b>                 | <b>\$389,387.67</b>             | <b>\$286,757.55</b>       |              |               |                |
| <b>DEP PROSECUTING ATTORNEY</b>                               | <b>\$0.00</b>              | <b>\$0.00</b>                      | <b>\$27,886.68</b>          | <b>\$102,630.12</b>                |                                 | <b>\$286,757.55</b>       | <b>7.16%</b> | <b>26.36%</b> | <b>73.64%</b>  |

Month 3  
 Date Range 3/1/2026 - 3/31/2026  
 Fund Range 1000 - 6400  
 Dept Range 0001 - 9999 Item Range 0001 - 9999

### CRAIGHEAD COUNTY BUDGET DETAIL REPORT

4/3/2026 12:16:06 PM

Page 48

Pg Brk Dept N Only W/Budget Amt N Show Act Balance N  
 No % N Only W/Balances N No Adj Expenditures N  
 No Shade N Only W/Transactions N No Adj Budget Y

| Description  | Transfers<br>Appropriation | YTD Transfers<br>YTD Appropriation | Expenditures<br>Adj Expend. | YTD Expenditures<br>Adj YTD Expend | Original Budget                  | Balance<br>Actual Balance | %<br>Used    | YTD %<br>Used | %<br>Left      |
|--|----------------------------|------------------------------------|-----------------------------|------------------------------------|----------------------------------|---------------------------|--------------|---------------|----------------|
| <b>Fund 1000 COUNTY GENERAL</b>                                      |                            |                                    | <b>Department</b>           | <b>0435</b>                        | <b>VICTIM WITNESS ASSISTANCE</b> |                           |              |               |                |
| <b>Group 04350100 - 04351999 PERSONAL SERVICES</b>                   |                            |                                    |                             |                                    |                                  |                           |              |               |                |
| 1000- 04351001 SALARIES  | -\$195.98                  | -\$587.94                          | \$11,707.82                 | \$49,571.02                        | \$215,036.64                     | \$164,877.68              | 5.54%        | 23.33%        | 76.67%         |
| 1000- 04351006 SOCIAL SECURITY MATCH                                 | \$0.00                     | \$0.00                             | \$1,799.59                  | \$4,189.27                         | \$16,450.30                      | \$12,261.03               | 10.94%       | 25.47%        | 74.53%         |
| 1000- 04351007 RETIREMENT MATCH                                      | \$0.00                     | \$0.00                             | \$3,716.40                  | \$8,652.06                         | \$32,943.61                      | \$24,291.55               | 11.28%       | 26.26%        | 73.74%         |
| 1000- 04351009 HEALTH INSURANCE MATCH                                | -\$1,937.96                | -\$5,813.88                        | \$0.00                      | \$0.00                             | \$22,086.43                      | \$16,272.55               | 8.77%        | 26.32%        | 73.68%         |
| 1000- 04351010 WORKMEN'S COMPENSATION                                | \$0.00                     | \$0.00                             | \$0.00                      | \$267.46                           | \$267.46                         | \$0.00                    | 0.00%        | 100.00%       | 0.00%          |
| 1000- 04351011 UNEMPLOYMENT COMPENSATION                             | \$0.00                     | \$0.00                             | \$0.00                      | \$0.00                             | \$1,152.00                       | \$1,152.00                | 0.00%        | 0.00%         | 100.00%        |
| 1000- 04351012 OTHER FRINGE BENEFITS(INCL HLTH IN)                   | \$0.00                     | \$0.00                             | \$0.00                      | \$50.00                            | \$200.00                         | \$150.00                  | 0.00%        | 25.00%        | 75.00%         |
| 1000- 04351016 LIFE INSURANCE  | \$0.00                     | \$0.00                             | \$17.76                     | \$22.20                            | \$100.00                         | \$77.80                   | 17.76%       | 22.20%        | 77.80%         |
| 1000- 04351017 VACATION-PERSONAL TIME BUYBACK                        | \$0.00                     | \$0.00                             | \$0.00                      | \$0.00                             | \$1,000.00                       | \$1,000.00                | 0.00%        | 0.00%         | 100.00%        |
| 1000- 04351018 HEALTH INSURANCE REIMBURSEMENT                        | \$0.00                     | \$0.00                             | \$0.00                      | \$0.00                             | \$100.00                         | \$100.00                  | 0.00%        | 0.00%         | 100.00%        |
| <b>435 4350100 4351999 Group Totals PERSONAL SERVICES</b>            | <b>-\$2,133.94</b>         | <b>-\$6,401.82</b>                 | <b>\$17,241.57</b>          | <b>\$62,752.01</b>                 | <b>\$289,336.44</b>              | <b>\$220,182.61</b>       | <b>6.70%</b> | <b>23.90%</b> | <b>76.10%</b>  |
| <b>Group 04353000 - 04353999 OTHER SERVICES &amp; CHARGES</b>        |                            |                                    |                             |                                    |                                  |                           |              |               |                |
| 1000- 04353100 OTHER MISCELLANEOUS                                   | \$0.00                     | \$0.00                             | \$0.00                      | \$0.00                             | \$10.00                          | \$10.00                   | 0.00%        | 0.00%         | 100.00%        |
| <b>435 4353000 4353999 Group Totals OTHER SERVICES &amp; CHARGES</b> | <b>\$0.00</b>              | <b>\$0.00</b>                      | <b>\$0.00</b>               | <b>\$0.00</b>                      | <b>\$10.00</b>                   | <b>\$10.00</b>            | <b>0.00%</b> | <b>0.00%</b>  | <b>100.00%</b> |
| <b>1000 0435 Department Totals VICTIM WITNESS ASSISTANCE</b>         | <b>-\$2,133.94</b>         | <b>-\$6,401.82</b>                 | <b>\$17,241.57</b>          | <b>\$62,752.01</b>                 | <b>\$289,346.44</b>              | <b>\$220,192.61</b>       | <b>6.70%</b> | <b>23.90%</b> | <b>76.10%</b>  |

Month 3  
 Date Range 3/1/2026 - 3/31/2026  
 Fund Range 1000 - 6400  
 Dept Range 0001 - 9999

**CRAIGHEAD COUNTY BUDGET DETAIL REPORT**

4/3/2026 12:16:06 PM

Page 49

Pg Brk Dept N Only W/Budget Amt N Show Act Balance N  
 No % N Only W/Balances N No Adj Expenditures N  
 No Shade N Only W/Transactions N No Adj Budget Y

| Description   | Transfers<br>Appropriation | YTD Transfers<br>YTD Appropriation | Expenditures<br>Adj Expend. | YTD Expenditures<br>Adj YTD Expend | Original Budget                   | Balance<br>Actual Balance | %<br>Used    | YTD %<br>Used | %<br>Left     |
|---|----------------------------|------------------------------------|-----------------------------|------------------------------------|-----------------------------------|---------------------------|--------------|---------------|---------------|
| <b>Fund 1000 COUNTY GENERAL</b>                               |                            |                                    | <b>Department</b>           | <b>0500</b>                        | <b>OFFICE OF EMERG MANAGEMENT</b> |                           |              |               |               |
| <b>Group 05000100 - 05001999 PERSONAL SERVICES</b>            |                            |                                    |                             |                                    |                                   |                           |              |               |               |
| 1000- 05001001 SALARIES                                       | -\$376.88                  | -\$1,130.64                        | \$3,368.48                  | \$14,703.96                        | \$66,811.83                       | \$50,977.23               | 5.61%        | 23.70%        | 76.30%        |
| 1000- 05001006 SOCIAL SECURITY MATCH                          | \$0.00                     | \$0.00                             | \$535.83                    | \$1,250.27                         | \$5,111.10                        | \$3,860.83                | 10.48%       | 24.46%        | 75.54%        |
| 1000- 05001007 RETIREMENT MATCH                               | \$0.00                     | \$0.00                             | \$1,180.62                  | \$2,754.78                         | \$10,235.57                       | \$7,480.79                | 11.53%       | 26.91%        | 73.09%        |
| 1000- 05001009 HEALTH INSURANCE MATCH                         | -\$957.54                  | -\$2,872.62                        | \$0.00                      | \$0.00                             | \$9,230.00                        | \$6,357.38                | 10.37%       | 31.12%        | 68.88%        |
| 1000- 05001010 WORKMEN'S COMPENSATION                         | \$0.00                     | \$0.00                             | \$0.00                      | \$2,872.36                         | \$2,872.36                        | \$0.00                    | 0.00%        | 100.00%       | 0.00%         |
| 1000- 05001011 UNEMPLOYMENT COMPENSATION                      | \$0.00                     | \$0.00                             | \$0.00                      | \$0.00                             | \$288.00                          | \$288.00                  | 0.00%        | 0.00%         | 100.00%       |
| 1000- 05001012 OTHER FRINGE BENEFITS(INCL HLTH IN             | \$0.00                     | \$0.00                             | \$0.00                      | \$0.00                             | \$100.00                          | \$100.00                  | 0.00%        | 0.00%         | 100.00%       |
| 1000- 05001016 LIFE INSURANCE                                 | \$0.00                     | \$0.00                             | \$4.44                      | \$6.66                             | \$100.00                          | \$93.34                   | 4.44%        | 6.66%         | 93.34%        |
| 1000- 05001017 VACATION-PERSONAL TIME BUYBACK                 | \$0.00                     | \$0.00                             | \$0.00                      | \$0.00                             | \$1,000.00                        | \$1,000.00                | 0.00%        | 0.00%         | 100.00%       |
| 1000- 05001018 HEALTH INSURANCE REIMBURSEMENT                 | \$0.00                     | \$0.00                             | \$0.00                      | \$0.00                             | \$100.00                          | \$100.00                  | 0.00%        | 0.00%         | 100.00%       |
| <b>500 5000100 5001999 Group Totals PERSONAL SERVICES</b>     | <b>-\$1,334.42</b>         | <b>-\$4,003.26</b>                 | <b>\$5,089.37</b>           | <b>\$21,588.03</b>                 | <b>\$95,848.86</b>                | <b>\$70,257.57</b>        | <b>6.70%</b> | <b>26.70%</b> | <b>73.30%</b> |
| <b>Group 05002000 - 05002999 SUPPLIES</b>                     |                            |                                    |                             |                                    |                                   |                           |              |               |               |
| 1000- 05002001 GENERAL OFFICE SUPPLIES                        | \$0.00                     | \$0.00                             | \$0.00                      | \$11.14                            | \$1,500.00                        | \$1,488.86                | 0.00%        | 0.74%         | 99.26%        |
| 1000- 05002002 SMALL EQUIPMENT                                | \$0.00                     | \$0.00                             | \$17.35                     | \$17.35                            | \$20,000.00                       | \$19,982.65               | 0.09%        | 0.09%         | 99.91%        |
| 1000- 05002007 FUELS , OILS, & LUBRICANTS                     | \$0.00                     | \$0.00                             | \$160.00                    | \$245.00                           | \$5,000.00                        | \$4,755.00                | 3.20%        | 4.90%         | 95.10%        |
| 1000- 05002023 PARTS AND REPAIRS                              | \$0.00                     | \$0.00                             | \$0.00                      | \$0.00                             | \$7,000.00                        | \$7,000.00                | 0.00%        | 0.00%         | 100.00%       |
| 1000- 05002024 MAINTENANCE & SERVICE CONTRACTS                | \$0.00                     | \$0.00                             | \$20.00                     | \$20.00                            | \$3,000.00                        | \$2,980.00                | 0.67%        | 0.67%         | 99.33%        |
| 1000- 05002029 SMALL TOOLS ( LESS THAN CAPITALIZAT            | \$0.00                     | \$0.00                             | \$0.00                      | \$0.00                             | \$1,000.00                        | \$1,000.00                | 0.00%        | 0.00%         | 100.00%       |
| <b>500 5002000 5002999 Group Totals SUPPLIES</b>              | <b>\$0.00</b>              | <b>\$0.00</b>                      | <b>\$197.35</b>             | <b>\$293.49</b>                    | <b>\$37,500.00</b>                | <b>\$37,206.51</b>        | <b>0.53%</b> | <b>0.78%</b>  | <b>99.22%</b> |
| <b>Group 05003000 - 05003999 OTHER SERVICES &amp; CHARGES</b> |                            |                                    |                             |                                    |                                   |                           |              |               |               |
| 1000- 05003002 MANAGEMENT CONSULTING                          | \$0.00                     | \$0.00                             | \$0.00                      | \$0.00                             | \$10.00                           | \$10.00                   | 0.00%        | 0.00%         | 100.00%       |
| 1000- 05003009 OTHER PROFESSIONAL SERVICES                    | \$0.00                     | \$0.00                             | \$0.00                      | \$0.00                             | \$1,000.00                        | \$1,000.00                | 0.00%        | 0.00%         | 100.00%       |
| 1000- 05003020 TELEPHONE & FAX-LANDLINE                       | \$0.00                     | \$0.00                             | \$23.36                     | \$67.87                            | \$800.00                          | \$732.13                  | 2.92%        | 8.48%         | 91.52%        |
| 1000- 05003021 POSTAGE  | \$0.00                     | \$0.00                             | \$0.00                      | \$0.00                             | \$150.00                          | \$150.00                  | 0.00%        | 0.00%         | 100.00%       |

Month 3  
 Date Range 3/1/2026 - 3/31/2026  
 Fund Range 1000 - 6400  
 Dept Range 0001 - 9999

**CRAIGHEAD COUNTY BUDGET DETAIL REPORT**

4/3/2026 12:16:06 PM

Page 50

Pg Brk Dept N Only W/Budget Amt N Show Act Balance N  
 No % N Only W/Balances N No Adj Expenditures N  
 No Shade N Only W/Transactions N No Adj Budget Y

| Description   | Transfers<br>Appropriation | YTD Transfers<br>YTD Appropriation | Expenditures<br>Adj Expend. | YTD Expenditures<br>Adj YTD Expend | Original Budget                   | Balance<br>Actual Balance | %<br>Used    | YTD %<br>Used | %<br>Left      |
|---|----------------------------|------------------------------------|-----------------------------|------------------------------------|-----------------------------------|---------------------------|--------------|---------------|----------------|
| <b>Fund 1000 COUNTY GENERAL</b>                               |                            |                                    | <b>Department</b>           | <b>0500</b>                        | <b>OFFICE OF EMERG MANAGEMENT</b> |                           |              |               |                |
| <b>Group 05003000 - 05003999 OTHER SERVICES &amp; CHARGES</b> |                            |                                    |                             |                                    |                                   |                           |              |               |                |
| 1000- 05003022  | \$0.00                     | \$0.00                             | \$130.54                    | \$391.62                           | \$2,500.00                        | \$2,108.38                |              |               |                |
| CELL PHONES & PAGERS  | \$0.00                     | \$0.00                             | \$130.54                    | \$391.62                           |                                   | \$2,108.38                | 5.22%        | 15.66%        | 84.34%         |
| 1000- 05003030  | \$0.00                     | \$0.00                             | \$0.00                      | \$0.00                             | \$2,000.00                        | \$2,000.00                |              |               |                |
| TRAVEL  | \$0.00                     | \$0.00                             | \$0.00                      | \$0.00                             |                                   | \$2,000.00                | 0.00%        | 0.00%         | 100.00%        |
| 1000- 05003040  | \$0.00                     | \$0.00                             | \$0.00                      | \$0.00                             | \$1,200.00                        | \$1,200.00                |              |               |                |
| ADVERTISING & PUBLICATION                                     | \$0.00                     | \$0.00                             | \$0.00                      | \$0.00                             |                                   | \$1,200.00                | 0.00%        | 0.00%         | 100.00%        |
| 1000- 05003052  | \$0.00                     | \$0.00                             | \$0.00                      | \$9,575.30                         | \$9,632.00                        | \$56.70                   |              |               |                |
| FIRE & EXTENDED COVERAGE                                      | \$0.00                     | \$0.00                             | \$0.00                      | \$9,575.30                         |                                   | \$56.70                   | 0.00%        | 99.41%        | 0.59%          |
| 1000- 05003053  | \$0.00                     | \$0.00                             | \$0.00                      | \$2,983.00                         | \$3,013.00                        | \$30.00                   |              |               |                |
| FLEET LIABILITY   | \$0.00                     | \$0.00                             | \$0.00                      | \$2,983.00                         |                                   | \$30.00                   | 0.00%        | 99.00%        | 1.00%          |
| 1000- 05003055  | \$0.00                     | \$0.00                             | \$0.00                      | \$524.99                           | \$524.99                          | \$0.00                    |              |               |                |
| GENERAL LIABILITY E.O.  | \$0.00                     | \$0.00                             | \$0.00                      | \$524.99                           |                                   | \$0.00                    | 0.00%        | 100.00%       | 0.00%          |
| 1000- 05003060  | \$0.00                     | \$0.00                             | \$375.08                    | \$796.30                           | \$6,500.00                        | \$5,703.70                |              |               |                |
| UTILITIES - ELECTRICITY                                       | \$0.00                     | \$0.00                             | \$375.08                    | \$796.30                           |                                   | \$5,703.70                | 5.77%        | 12.25%        | 87.75%         |
| 1000- 05003061  | \$0.00                     | \$0.00                             | \$35.98                     | \$162.89                           | \$400.00                          | \$237.11                  |              |               |                |
| UTILITIES - GAS   | \$0.00                     | \$0.00                             | \$35.98                     | \$162.89                           |                                   | \$237.11                  | 9.00%        | 40.72%        | 59.28%         |
| 1000- 05003073  | \$0.00                     | \$0.00                             | \$0.00                      | \$0.00                             | \$600.00                          | \$600.00                  |              |               |                |
| LEASE MACHINERY & EQUIP(INCL COPY                             | \$0.00                     | \$0.00                             | \$0.00                      | \$0.00                             |                                   | \$600.00                  | 0.00%        | 0.00%         | 100.00%        |
| 1000- 05003090  | \$0.00                     | \$0.00                             | \$0.00                      | \$0.00                             | \$1,000.00                        | \$1,000.00                |              |               |                |
| DUES MEMBERSHIPS SUB  | \$0.00                     | \$0.00                             | \$0.00                      | \$0.00                             |                                   | \$1,000.00                | 0.00%        | 0.00%         | 100.00%        |
| 1000- 05003094  | \$0.00                     | \$0.00                             | \$0.00                      | \$0.00                             | \$1,750.00                        | \$1,750.00                |              |               |                |
| MEALS & LODGING   | \$0.00                     | \$0.00                             | \$0.00                      | \$0.00                             |                                   | \$1,750.00                | 0.00%        | 0.00%         | 100.00%        |
| 1000- 05003100  | \$0.00                     | \$0.00                             | \$0.00                      | \$0.00                             | \$500.00                          | \$500.00                  |              |               |                |
| OTHER MISCELLANEOUS   | \$0.00                     | \$0.00                             | \$0.00                      | \$0.00                             |                                   | \$500.00                  | 0.00%        | 0.00%         | 100.00%        |
| 1000- 05003101  | \$0.00                     | \$0.00                             | \$0.00                      | \$0.00                             | \$1,500.00                        | \$1,500.00                |              |               |                |
| TRAINING & EDUCATION  | \$0.00                     | \$0.00                             | \$0.00                      | \$0.00                             |                                   | \$1,500.00                | 0.00%        | 0.00%         | 100.00%        |
| 1000- 05003102  | \$0.00                     | \$0.00                             | \$12.27                     | \$472.27                           | \$6,287.66                        | \$5,815.39                |              |               |                |
| COMP SOFTWARESUPPORT/MAINT/REC                                | \$0.00                     | \$0.00                             | \$12.27                     | \$472.27                           |                                   | \$5,815.39                | 0.20%        | 7.51%         | 92.49%         |
| <b>500 5003000 5003999 Group Totals</b>                       | <b>\$0.00</b>              | <b>\$0.00</b>                      | <b>\$577.23</b>             | <b>\$14,974.24</b>                 | <b>\$39,367.65</b>                | <b>\$24,393.41</b>        |              |               |                |
| <b>OTHER SERVICES &amp; CHARGES</b>                           | <b>\$0.00</b>              | <b>\$0.00</b>                      | <b>\$577.23</b>             | <b>\$14,974.24</b>                 |                                   | <b>\$24,393.41</b>        | <b>1.47%</b> | <b>38.04%</b> | <b>61.96%</b>  |
| <b>Group 05004000 - 05004999 CAPITAL OUTLAY</b>               |                            |                                    |                             |                                    |                                   |                           |              |               |                |
| 1000- 05004004  | \$0.00                     | \$0.00                             | \$0.00                      | \$0.00                             | \$10.00                           | \$10.00                   |              |               |                |
| MACHINERY AND EQUIPMENT                                       | \$0.00                     | \$0.00                             | \$0.00                      | \$0.00                             |                                   | \$10.00                   | 0.00%        | 0.00%         | 100.00%        |
| <b>500 5004000 5004999 Group Totals</b>                       | <b>\$0.00</b>              | <b>\$0.00</b>                      | <b>\$0.00</b>               | <b>\$0.00</b>                      | <b>\$10.00</b>                    | <b>\$10.00</b>            |              |               |                |
| <b>CAPITAL OUTLAY</b>   | <b>\$0.00</b>              | <b>\$0.00</b>                      | <b>\$0.00</b>               | <b>\$0.00</b>                      |                                   | <b>\$10.00</b>            | <b>0.00%</b> | <b>0.00%</b>  | <b>100.00%</b> |
| <b>1000 0500 Department Totals</b>                            | <b>-\$1,334.42</b>         | <b>-\$4,003.26</b>                 | <b>\$5,863.95</b>           | <b>\$36,855.76</b>                 | <b>\$172,726.51</b>               | <b>\$131,867.49</b>       |              |               |                |
| <b>OFFICE OF EMERG MANAGEMENT</b>                             | <b>\$0.00</b>              | <b>\$0.00</b>                      | <b>\$7,198.37</b>           | <b>\$40,859.02</b>                 |                                   | <b>\$131,867.49</b>       | <b>4.17%</b> | <b>23.66%</b> | <b>76.34%</b>  |

Month 3  
 Date Range 3/1/2026 - 3/31/2026  
 Fund Range 1000 - 6400  
 Dept Range 0001 - 9999

**CRAIGHEAD COUNTY BUDGET DETAIL REPORT**

4/3/2026 12:16:06 PM

Page 51

Pg Brk Dept N Only W/Budget Amt N Show Act Balance N  
 No % N Only W/Balances N No Adj Expenditures N  
 No Shade N Only W/Transactions N No Adj Budget Y

| Description   | Transfers<br>Appropriation | YTD Transfers<br>YTD Appropriation | Expenditures<br>Adj Expend. | YTD Expenditures<br>Adj YTD Expend | Original Budget         | Balance<br>Actual Balance | %<br>Used    | YTD %<br>Used | %<br>Left      |
|---|----------------------------|------------------------------------|-----------------------------|------------------------------------|-------------------------|---------------------------|--------------|---------------|----------------|
| <b>Fund 1000 COUNTY GENERAL</b>                               |                            |                                    | <b>Department</b>           | <b>0800</b>                        | <b>VETERANS SERVICE</b> |                           |              |               |                |
| <b>Group 08000100 - 08001999 PERSONAL SERVICES</b>            |                            |                                    |                             |                                    |                         |                           |              |               |                |
| 1000- 08001001 SALARIES                                       | \$0.00                     | \$0.00                             | \$6,555.92                  | \$26,375.91                        | \$109,434.83            | \$83,058.92               | 5.99%        | 24.10%        | 75.90%         |
| 1000- 08001006 SOCIAL SECURITY MATCH                          | \$0.00                     | \$0.00                             | \$1,224.88                  | \$2,476.88                         | \$8,371.76              | \$5,894.88                | 14.63%       | 29.59%        | 70.41%         |
| 1000- 08001007 RETIREMENT MATCH                               | \$0.00                     | \$0.00                             | \$1,913.82                  | \$4,508.57                         | \$16,765.42             | \$12,256.85               | 11.42%       | 26.89%        | 73.11%         |
| 1000- 08001009 HEALTH INSURANCE MATCH                         | <b>-\$1,161.32</b>         | <b>-\$3,483.96</b>                 | \$0.00                      | \$0.00                             | \$13,941.04             | \$10,457.08               | 8.33%        | 24.99%        | 75.01%         |
| 1000- 08001010 WORKMEN'S COMPENSATION                         | \$0.00                     | \$0.00                             | \$0.00                      | \$138.56                           | \$138.56                | \$0.00                    | 0.00%        | 100.00%       | 0.00%          |
| 1000- 08001011 UNEMPLOYMENT COMPENSATION                      | \$0.00                     | \$0.00                             | \$0.00                      | \$0.00                             | \$576.00                | \$576.00                  | 0.00%        | 0.00%         | 100.00%        |
| 1000- 08001012 OTHER FRINGE BENEFITS                          | \$0.00                     | \$0.00                             | \$0.00                      | \$0.00                             | \$100.00                | \$100.00                  | 0.00%        | 0.00%         | 100.00%        |
| 1000- 08001016 LIFE INSURANCE                                 | \$0.00                     | \$0.00                             | \$6.66                      | \$9.99                             | \$100.00                | \$90.01                   | 6.66%        | 9.99%         | 90.01%         |
| 1000- 08001017 VACATION-PERSONAL TIME BUYBACK                 | \$0.00                     | \$0.00                             | \$3,825.48                  | \$3,825.48                         | \$250.00                | <b>-\$3,575.48</b>        | 0.00%        | 0.00%         | 0.00%          |
| 1000- 08001018 HEALTH INSURANCE REIMBURSEMENT                 | \$0.00                     | \$0.00                             | \$0.00                      | \$0.00                             | \$100.00                | \$100.00                  | 0.00%        | 0.00%         | 100.00%        |
| <b>800 8000100 8001999 Group Totals PERSONAL SERVICES</b>     | <b>-\$1,161.32</b>         | <b>-\$3,483.96</b>                 | <b>\$13,526.76</b>          | <b>\$37,335.39</b>                 | <b>\$149,777.61</b>     | <b>\$108,958.26</b>       | <b>9.81%</b> | <b>27.25%</b> | <b>72.75%</b>  |
| <b>Group 08002000 - 08002999 SUPPLIES</b>                     |                            |                                    |                             |                                    |                         |                           |              |               |                |
| 1000- 08002001 GENERAL OFFICE SUPPLIES                        | \$0.00                     | \$0.00                             | \$0.00                      | \$0.00                             | \$2,000.00              | \$2,000.00                | 0.00%        | 0.00%         | 100.00%        |
| 1000- 08002002 SMALL EQUIPMENT                                | \$0.00                     | \$0.00                             | \$0.00                      | \$0.00                             | \$3,500.00              | \$3,500.00                | 0.00%        | 0.00%         | 100.00%        |
| <b>800 8002000 8002999 Group Totals SUPPLIES</b>              | <b>\$0.00</b>              | <b>\$0.00</b>                      | <b>\$0.00</b>               | <b>\$0.00</b>                      | <b>\$5,500.00</b>       | <b>\$5,500.00</b>         | <b>0.00%</b> | <b>0.00%</b>  | <b>100.00%</b> |
| <b>Group 08003000 - 08003999 OTHER SERVICES &amp; CHARGES</b> |                            |                                    |                             |                                    |                         |                           |              |               |                |
| 1000- 08003020 TELEPHONE & FAX-LANDLINE                       | \$0.00                     | \$0.00                             | \$8.06                      | \$20.48                            | \$1,000.00              | \$979.52                  | 0.81%        | 2.05%         | 97.95%         |
| 1000- 08003021 POSTAGE  | \$0.00                     | \$0.00                             | \$0.00                      | \$0.00                             | \$100.00                | \$100.00                  | 0.00%        | 0.00%         | 100.00%        |
| 1000- 08003022 CELL PHONES & PAGERS                           | \$0.00                     | \$0.00                             | \$94.16                     | \$282.48                           | \$1,000.00              | \$717.52                  | 9.42%        | 28.25%        | 71.75%         |
| 1000- 08003023 INTERNET CONNECTION                            | \$0.00                     | \$0.00                             | \$41.73                     | \$125.19                           | \$600.00                | \$474.81                  | 6.96%        | 20.86%        | 79.14%         |
| 1000- 08003030 TRAVEL   | \$0.00                     | \$0.00                             | \$84.14                     | \$84.14                            | \$500.00                | \$415.86                  | 16.83%       | 16.83%        | 83.17%         |
| 1000- 08003040 ADVERTISING & PUBLICATIONS                     | \$0.00                     | \$0.00                             | \$0.00                      | \$0.00                             | \$10.00                 | \$10.00                   | 0.00%        | 0.00%         | 100.00%        |
| 1000- 08003052 FIRE AND EXTENDED COVERAGE                     | \$0.00                     | \$0.00                             | \$0.00                      | \$1,367.92                         | \$1,367.92              | \$0.00                    | 0.00%        | 100.00%       | 0.00%          |
| 1000- 08003055 GENERAL LIABILITY E.O.                         | \$0.00                     | \$0.00                             | \$0.00                      | \$262.49                           | \$262.49                | \$0.00                    | 0.00%        | 100.00%       | 0.00%          |

Month 3  
 Date Range 3/1/2026 - 3/31/2026  
 Fund Range 1000 - 6400  
 Dept Range 0001 - 9999 Item Range 0001 - 9999

**CRAIGHEAD COUNTY BUDGET DETAIL REPORT**

4/3/2026 12:16:06 PM

Page 52

Pg Brk Dept N Only W/Budget Amt N Show Act Balance N  
 No % N Only W/Balances N No Adj Expenditures N  
 No Shade N Only W/Transactions N No Adj Budget Y

| Description   | Transfers<br>Appropriation | YTD Transfers<br>YTD Appropriation | Expenditures<br>Adj Expend. | YTD Expenditures<br>Adj YTD Expend | Original Budget                | Balance<br>Actual Balance | %<br>Used    | YTD %<br>Used | %<br>Left     |
|---|----------------------------|------------------------------------|-----------------------------|------------------------------------|--------------------------------|---------------------------|--------------|---------------|---------------|
| <b>Fund 1000 COUNTY GENERAL</b>                               |                            |                                    | <b>Department</b>           | <b>0800</b>                        | <b>VETERANS SERVICE</b>        |                           |              |               |               |
| <b>Group 08003000 - 08003999 OTHER SERVICES &amp; CHARGES</b> |                            |                                    |                             |                                    |                                |                           |              |               |               |
| 1000- 08003060 UTILITIES - ELECTRICITY                        | \$0.00                     | \$0.00                             | \$89.21                     | \$222.38                           | \$1,950.00                     | \$1,727.62                |              |               |               |
|   | \$0.00                     | \$0.00                             | \$89.21                     | \$222.38                           |                                | \$1,727.62                | 4.58%        | 11.40%        | 88.60%        |
| 1000- 08003061 UTILITIES - GAS                                | \$0.00                     | \$0.00                             | \$59.05                     | \$164.86                           | \$400.00                       | \$235.14                  |              |               |               |
|   | \$0.00                     | \$0.00                             | \$59.05                     | \$164.86                           |                                | \$235.14                  | 14.76%       | 41.22%        | 58.78%        |
| 1000- 08003073 LEASE MACHINERY & EQUIP ( INCL COP)            | \$0.00                     | \$0.00                             | \$162.02                    | \$179.30                           | \$800.00                       | \$620.70                  |              |               |               |
|   | \$0.00                     | \$0.00                             | \$162.02                    | \$179.30                           |                                | \$620.70                  | 20.25%       | 22.41%        | 77.59%        |
| 1000- 08003090 DUES, MEMBERSHIP, SUB                          | \$0.00                     | \$0.00                             | \$0.00                      | \$0.00                             | \$1,500.00                     | \$1,500.00                |              |               |               |
|   | \$0.00                     | \$0.00                             | \$0.00                      | \$0.00                             |                                | \$1,500.00                | 0.00%        | 0.00%         | 100.00%       |
| 1000- 08003094 MEALS & LODGING                                | \$0.00                     | \$0.00                             | \$0.00                      | \$0.00                             | \$800.00                       | \$800.00                  |              |               |               |
|   | \$0.00                     | \$0.00                             | \$0.00                      | \$0.00                             |                                | \$800.00                  | 0.00%        | 0.00%         | 100.00%       |
| 1000- 08003100 OTHER MISCELLANEOUS                            | \$0.00                     | \$0.00                             | \$0.00                      | \$0.00                             | \$250.00                       | \$250.00                  |              |               |               |
|   | \$0.00                     | \$0.00                             | \$0.00                      | \$0.00                             |                                | \$250.00                  | 0.00%        | 0.00%         | 100.00%       |
| 1000- 08003101 TRAINING & EDUCATION                           | \$0.00                     | \$0.00                             | \$0.00                      | \$0.00                             | \$400.00                       | \$400.00                  |              |               |               |
|   | \$0.00                     | \$0.00                             | \$0.00                      | \$0.00                             |                                | \$400.00                  | 0.00%        | 0.00%         | 100.00%       |
| 1000- 08003102 COMP SOFTWARESUPPORT/MAINT/REC                 | \$0.00                     | \$0.00                             | \$24.54                     | \$24.54                            | \$1,200.00                     | \$1,175.46                |              |               |               |
|   | \$0.00                     | \$0.00                             | \$24.54                     | \$24.54                            |                                | \$1,175.46                | 2.04%        | 2.04%         | 97.96%        |
| <b>800 8003000 8003999 Group Totals</b>                       | <b>\$0.00</b>              | <b>\$0.00</b>                      | <b>\$562.91</b>             | <b>\$2,733.78</b>                  | <b>\$12,140.41</b>             | <b>\$9,406.63</b>         |              |               |               |
| <b>OTHER SERVICES &amp; CHARGES</b>                           | <b>\$0.00</b>              | <b>\$0.00</b>                      | <b>\$562.91</b>             | <b>\$2,733.78</b>                  |                                | <b>\$9,406.63</b>         | <b>4.64%</b> | <b>22.52%</b> | <b>77.48%</b> |
| <b>1000 0800 Department Totals</b>                            | <b>-\$1,161.32</b>         | <b>-\$3,483.96</b>                 | <b>\$14,089.67</b>          | <b>\$40,069.17</b>                 | <b>\$167,418.02</b>            | <b>\$123,864.89</b>       |              |               |               |
| <b>VETERANS SERVICE</b>                                       | <b>\$0.00</b>              | <b>\$0.00</b>                      | <b>\$15,250.99</b>          | <b>\$43,553.13</b>                 |                                | <b>\$123,864.89</b>       | <b>9.11%</b> | <b>26.02%</b> | <b>73.98%</b> |
| <b>Fund 1000 COUNTY GENERAL</b>                               |                            |                                    | <b>Department</b>           | <b>0801</b>                        | <b>COUNTY EXTENSION OFFICE</b> |                           |              |               |               |
| <b>Group 08013000 - 08013999 OTHER SERVICES &amp; CHARGES</b> |                            |                                    |                             |                                    |                                |                           |              |               |               |
| 1000- 08013009 OTHER PROFESSIONAL SERVICES                    | \$0.00                     | \$0.00                             | \$0.00                      | \$0.00                             | \$120,000.00                   | \$120,000.00              |              |               |               |
|   | \$0.00                     | \$0.00                             | \$0.00                      | \$0.00                             |                                | \$120,000.00              | 0.00%        | 0.00%         | 100.00%       |
| 1000- 08013020 TELEPHONE & FAX-LANDLINE                       | \$0.00                     | \$0.00                             | \$24.17                     | \$49.01                            | \$2,500.00                     | \$2,450.99                |              |               |               |
|   | \$0.00                     | \$0.00                             | \$24.17                     | \$49.01                            |                                | \$2,450.99                | 0.97%        | 1.96%         | 98.04%        |
| 1000- 08013022 CELL PHONE & PAGERS                            | \$0.00                     | \$0.00                             | \$177.62                    | \$532.86                           | \$2,000.00                     | \$1,467.14                |              |               |               |
|   | \$0.00                     | \$0.00                             | \$177.62                    | \$532.86                           |                                | \$1,467.14                | 8.88%        | 26.64%        | 73.36%        |
| 1000- 08013052 FIRE & EXTENDED COVERAGE                       | \$0.00                     | \$0.00                             | \$0.00                      | \$3,087.70                         | \$3,087.70                     | \$0.00                    |              |               |               |
|   | \$0.00                     | \$0.00                             | \$0.00                      | \$3,087.70                         |                                | \$0.00                    | 0.00%        | 100.00%       | 0.00%         |
| 1000- 08013060 UTILITIES - ELECTRICITY                        | \$0.00                     | \$0.00                             | \$499.77                    | \$1,041.53                         | \$5,720.00                     | \$4,678.47                |              |               |               |
|   | \$0.00                     | \$0.00                             | \$499.77                    | \$1,041.53                         |                                | \$4,678.47                | 8.74%        | 18.21%        | 81.79%        |
| 1000- 08013061 UTILITIES - GAS                                | \$0.00                     | \$0.00                             | \$75.52                     | \$461.63                           | \$660.00                       | \$198.37                  |              |               |               |
|   | \$0.00                     | \$0.00                             | \$75.52                     | \$461.63                           |                                | \$198.37                  | 11.44%       | 69.94%        | 30.06%        |
| 1000- 08013100 OTHER MISCELLANEOUS                            | \$0.00                     | \$0.00                             | \$0.00                      | \$0.00                             | \$10.00                        | \$10.00                   |              |               |               |
|   | \$0.00                     | \$0.00                             | \$0.00                      | \$0.00                             |                                | \$10.00                   | 0.00%        | 0.00%         | 100.00%       |
| <b>801 8013000 8013999 Group Totals</b>                       | <b>\$0.00</b>              | <b>\$0.00</b>                      | <b>\$777.08</b>             | <b>\$5,172.73</b>                  | <b>\$133,977.70</b>            | <b>\$128,804.97</b>       |              |               |               |
| <b>OTHER SERVICES &amp; CHARGES</b>                           | <b>\$0.00</b>              | <b>\$0.00</b>                      | <b>\$777.08</b>             | <b>\$5,172.73</b>                  |                                | <b>\$128,804.97</b>       | <b>0.58%</b> | <b>3.86%</b>  | <b>96.14%</b> |
| <b>1000 0801 Department Totals</b>                            | <b>\$0.00</b>              | <b>\$0.00</b>                      | <b>\$777.08</b>             | <b>\$5,172.73</b>                  | <b>\$133,977.70</b>            | <b>\$128,804.97</b>       |              |               |               |
| <b>COUNTY EXTENSION OFFICE</b>                                | <b>\$0.00</b>              | <b>\$0.00</b>                      | <b>\$777.08</b>             | <b>\$5,172.73</b>                  |                                | <b>\$128,804.97</b>       | <b>0.58%</b> | <b>3.86%</b>  | <b>96.14%</b> |

Month 3  
 Date Range 3/1/2026 - 3/31/2026  
 Fund Range 1000 - 6400  
 Dept Range 0001 - 9999 Item Range 0001 - 9999

### CRAIGHEAD COUNTY BUDGET DETAIL REPORT

4/3/2026 12:16:06 PM

Page 53

Pg Brk Dept N Only W/Budget Amt N Show Act Balance N  
 No % N Only W/Balances N No Adj Expenditures N  
 No Shade N Only W/Transactions N No Adj Budget Y

| Description   | Transfers<br>Appropriation | YTD Transfers<br>YTD Appropriation | Expenditures<br>Adj Expend. | YTD Expenditures<br>Adj YTD Expend | Original Budget        | Balance<br>Actual Balance | %<br>Used    | YTD %<br>Used  | %<br>Left      |
|---|----------------------------|------------------------------------|-----------------------------|------------------------------------|------------------------|---------------------------|--------------|----------------|----------------|
| <b>Fund 1000 COUNTY GENERAL</b>                               |                            |                                    |                             |                                    |                        |                           |              |                |                |
| <b>Group 08023000 - 08023999 OTHER SERVICES &amp; CHARGES</b> |                            |                                    |                             |                                    |                        |                           |              |                |                |
| 1000- 08023095 PAUPERS AND WELFARE                            | \$0.00                     | \$0.00                             | \$0.00                      | \$0.00                             | \$6,000.00             | \$6,000.00                | 0.00%        | 0.00%          | 100.00%        |
| <b>802 8023000 8023999 Group Totals</b>                       | <b>\$0.00</b>              | <b>\$0.00</b>                      | <b>\$0.00</b>               | <b>\$0.00</b>                      | <b>\$6,000.00</b>      | <b>\$6,000.00</b>         | <b>0.00%</b> | <b>0.00%</b>   | <b>100.00%</b> |
| <b>OTHER SERVICES &amp; CHARGES</b>                           | <b>\$0.00</b>              | <b>\$0.00</b>                      | <b>\$0.00</b>               | <b>\$0.00</b>                      | <b>\$6,000.00</b>      | <b>\$6,000.00</b>         | <b>0.00%</b> | <b>0.00%</b>   | <b>100.00%</b> |
| <b>1000 0802 Department Totals</b>                            | <b>\$0.00</b>              | <b>\$0.00</b>                      | <b>\$0.00</b>               | <b>\$0.00</b>                      | <b>\$6,000.00</b>      | <b>\$6,000.00</b>         | <b>0.00%</b> | <b>0.00%</b>   | <b>100.00%</b> |
| <b>PAUPERS AND WELFARE</b>                                    | <b>\$0.00</b>              | <b>\$0.00</b>                      | <b>\$0.00</b>               | <b>\$0.00</b>                      | <b>\$6,000.00</b>      | <b>\$6,000.00</b>         | <b>0.00%</b> | <b>0.00%</b>   | <b>100.00%</b> |
| <b>Fund 1000 COUNTY GENERAL</b>                               |                            |                                    |                             |                                    |                        |                           |              |                |                |
| <b>Group 08043000 - 08043999 OTHER SERVICES &amp; CHARGES</b> |                            |                                    |                             |                                    |                        |                           |              |                |                |
| 1000- 08043009 OTHER PROFESSIONAL SERVICES                    | \$0.00                     | \$0.00                             | \$0.00                      | \$0.00                             | \$465.50               | \$465.50                  | 0.00%        | 0.00%          | 100.00%        |
| <b>804 8043000 8043999 Group Totals</b>                       | <b>\$0.00</b>              | <b>\$0.00</b>                      | <b>\$0.00</b>               | <b>\$0.00</b>                      | <b>\$465.50</b>        | <b>\$465.50</b>           | <b>0.00%</b> | <b>0.00%</b>   | <b>100.00%</b> |
| <b>OTHER SERVICES &amp; CHARGES</b>                           | <b>\$0.00</b>              | <b>\$0.00</b>                      | <b>\$0.00</b>               | <b>\$0.00</b>                      | <b>\$465.50</b>        | <b>\$465.50</b>           | <b>0.00%</b> | <b>0.00%</b>   | <b>100.00%</b> |
| <b>1000 0804 Department Totals</b>                            | <b>\$0.00</b>              | <b>\$0.00</b>                      | <b>\$0.00</b>               | <b>\$0.00</b>                      | <b>\$465.50</b>        | <b>\$465.50</b>           | <b>0.00%</b> | <b>0.00%</b>   | <b>100.00%</b> |
| <b>CONSOLIDATED YOUTH SERVICES</b>                            | <b>\$0.00</b>              | <b>\$0.00</b>                      | <b>\$0.00</b>               | <b>\$0.00</b>                      | <b>\$465.50</b>        | <b>\$465.50</b>           | <b>0.00%</b> | <b>0.00%</b>   | <b>100.00%</b> |
| <b>Fund 1000 COUNTY GENERAL</b>                               |                            |                                    |                             |                                    |                        |                           |              |                |                |
| <b>Group 08053000 - 08053999 OTHER SERVICES &amp; CHARGES</b> |                            |                                    |                             |                                    |                        |                           |              |                |                |
| 1000- 08053009 OTHER PROFESSIONAL SERVICES                    | \$0.00                     | \$0.00                             | \$0.00                      | \$0.00                             | \$2,500.00             | \$2,500.00                | 0.00%        | 0.00%          | 100.00%        |
| <b>805 8053000 8053999 Group Totals</b>                       | <b>\$0.00</b>              | <b>\$0.00</b>                      | <b>\$0.00</b>               | <b>\$0.00</b>                      | <b>\$2,500.00</b>      | <b>\$2,500.00</b>         | <b>0.00%</b> | <b>0.00%</b>   | <b>100.00%</b> |
| <b>OTHER SERVICES &amp; CHARGES</b>                           | <b>\$0.00</b>              | <b>\$0.00</b>                      | <b>\$0.00</b>               | <b>\$0.00</b>                      | <b>\$2,500.00</b>      | <b>\$2,500.00</b>         | <b>0.00%</b> | <b>0.00%</b>   | <b>100.00%</b> |
| <b>1000 0805 Department Totals</b>                            | <b>\$0.00</b>              | <b>\$0.00</b>                      | <b>\$0.00</b>               | <b>\$0.00</b>                      | <b>\$2,500.00</b>      | <b>\$2,500.00</b>         | <b>0.00%</b> | <b>0.00%</b>   | <b>100.00%</b> |
| <b>SENIOR CITIZENS</b>  | <b>\$0.00</b>              | <b>\$0.00</b>                      | <b>\$0.00</b>               | <b>\$0.00</b>                      | <b>\$2,500.00</b>      | <b>\$2,500.00</b>         | <b>0.00%</b> | <b>0.00%</b>   | <b>100.00%</b> |
| <b>Fund 1000 COUNTY GENERAL</b>                               |                            |                                    |                             |                                    |                        |                           |              |                |                |
| <b>Group 08083000 - 08083999 OTHER SERVICES &amp; CHARGES</b> |                            |                                    |                             |                                    |                        |                           |              |                |                |
| 1000- 08083009 OTHER PROFESSIONAL SERVICES                    | \$0.00                     | \$0.00                             | \$0.00                      | \$5,000.00                         | \$5,000.00             | \$0.00                    | 0.00%        | 100.00%        | 0.00%          |
| <b>808 8083000 8083999 Group Totals</b>                       | <b>\$0.00</b>              | <b>\$0.00</b>                      | <b>\$0.00</b>               | <b>\$5,000.00</b>                  | <b>\$5,000.00</b>      | <b>\$0.00</b>             | <b>0.00%</b> | <b>100.00%</b> | <b>0.00%</b>   |
| <b>OTHER SERVICES &amp; CHARGES</b>                           | <b>\$0.00</b>              | <b>\$0.00</b>                      | <b>\$0.00</b>               | <b>\$5,000.00</b>                  | <b>\$5,000.00</b>      | <b>\$0.00</b>             | <b>0.00%</b> | <b>100.00%</b> | <b>0.00%</b>   |
| <b>1000 0808 Department Totals</b>                            | <b>\$0.00</b>              | <b>\$0.00</b>                      | <b>\$0.00</b>               | <b>\$5,000.00</b>                  | <b>\$5,000.00</b>      | <b>\$0.00</b>             | <b>0.00%</b> | <b>100.00%</b> | <b>0.00%</b>   |
| <b>DISABLED AMERICAN VETERENS</b>                             | <b>\$0.00</b>              | <b>\$0.00</b>                      | <b>\$0.00</b>               | <b>\$5,000.00</b>                  | <b>\$5,000.00</b>      | <b>\$0.00</b>             | <b>0.00%</b> | <b>100.00%</b> | <b>0.00%</b>   |
| <b>1000 Fund Totals</b>                                       | <b>-\$166,373.43</b>       | <b>-\$513,492.47</b>               | <b>\$1,504,759.66</b>       | <b>\$5,591,495.75</b>              | <b>\$28,810,743.71</b> | <b>\$22,705,755.49</b>    | <b>5.79%</b> | <b>21.15%</b>  | <b>78.85%</b>  |
| <b>COUNTY GENERAL</b>   | <b>\$49,915.00</b>         | <b>\$49,915.00</b>                 | <b>\$1,671,133.09</b>       | <b>\$6,104,988.22</b>              | <b>\$22,755,670.49</b> | <b>\$22,755,670.49</b>    | <b>5.79%</b> | <b>21.15%</b>  | <b>78.85%</b>  |
| Description   | Transfers<br>Appropriation | YTD Transfers<br>YTD Appropriation | Expenditures<br>Adj Expend. | YTD Expenditures<br>Adj YTD Expend | Original Budget        | Balance<br>Actual Balance | %<br>Used    | YTD %<br>Used  | %<br>Left      |

Month 3  
 Date Range 3/1/2026 - 3/31/2026  
 Fund Range 1000 - 6400  
 Dept Range 0001 - 9999 Item Range 0001 - 9999

**CRAIGHEAD COUNTY BUDGET DETAIL REPORT**

4/3/2026 12:16:06 PM

Page 54

Pg Brk Dept N Only W/Budget Amt N Show Act Balance N  
 No % N Only W/Balances N No Adj Expenditures N  
 No Shade N Only W/Transactions N No Adj Budget Y

| Description   | Transfers<br>Appropriation | YTD Transfers<br>YTD Appropriation | Expenditures<br>Adj Expend. | YTD Expenditures<br>Adj YTD Expend | Original Budget       | Balance<br>Actual Balance | %<br>Used     | YTD %<br>Used  | %<br>Left      |
|---|----------------------------|------------------------------------|-----------------------------|------------------------------------|-----------------------|---------------------------|---------------|----------------|----------------|
| <b>Fund 1002 EMPLOYEE INSURANCE FUND</b>                      |                            |                                    |                             |                                    |                       |                           |               |                |                |
| <b>Group 03000100 - 03001999 PERSONAL SERVICES</b>            |                            |                                    |                             |                                    |                       |                           |               |                |                |
| 1002- 03001009  | \$213,002.43               | \$631,565.99                       | \$201,990.28                | \$362,047.41                       | \$2,736,369.00        | \$3,005,887.58            |               |                |                |
| HEALTH INSURANCE MATCH  | \$0.00                     | \$0.00                             | -\$11,012.15                | -\$269,518.58                      |                       | \$3,005,887.58            | 0.00%         | 0.00%          | 100.00%        |
| <b>300 3000100 3001999 Group Totals</b>                       | <b>\$213,002.43</b>        | <b>\$631,565.99</b>                | <b>\$201,990.28</b>         | <b>\$362,047.41</b>                | <b>\$2,736,369.00</b> | <b>\$3,005,887.58</b>     |               |                |                |
| <b>PERSONAL SERVICES</b>                                      | <b>\$0.00</b>              | <b>\$0.00</b>                      | <b>-\$11,012.15</b>         | <b>-\$269,518.58</b>               |                       | <b>\$3,005,887.58</b>     | <b>-0.40%</b> | <b>-9.85%</b>  | <b>109.85%</b> |
| <b>Group 03003000 - 03003999 OTHER SERVICES &amp; CHARGES</b> |                            |                                    |                             |                                    |                       |                           |               |                |                |
| 1002- 03003054  | \$0.00                     | \$0.00                             | \$0.00                      | \$7,500.00                         | \$7,500.00            | \$0.00                    |               |                |                |
| OTHER SUNDRY INSURANCE  | \$0.00                     | \$0.00                             | \$0.00                      | \$7,500.00                         |                       | \$0.00                    | 0.00%         | 100.00%        | 0.00%          |
| <b>300 3003000 3003999 Group Totals</b>                       | <b>\$0.00</b>              | <b>\$0.00</b>                      | <b>\$0.00</b>               | <b>\$7,500.00</b>                  | <b>\$7,500.00</b>     | <b>\$0.00</b>             |               |                |                |
| <b>OTHER SERVICES &amp; CHARGES</b>                           | <b>\$0.00</b>              | <b>\$0.00</b>                      | <b>\$0.00</b>               | <b>\$7,500.00</b>                  |                       | <b>\$0.00</b>             | <b>0.00%</b>  | <b>100.00%</b> | <b>0.00%</b>   |
| <b>1002 0300 Department Totals</b>                            | <b>\$213,002.43</b>        | <b>\$631,565.99</b>                | <b>\$201,990.28</b>         | <b>\$369,547.41</b>                | <b>\$2,743,869.00</b> | <b>\$3,005,887.58</b>     |               |                |                |
| <b>COUNTY HEALTH</b>  | <b>\$0.00</b>              | <b>\$0.00</b>                      | <b>-\$11,012.15</b>         | <b>-\$262,018.58</b>               |                       | <b>\$3,005,887.58</b>     | <b>-0.40%</b> | <b>-9.55%</b>  | <b>109.55%</b> |
| <b>1002 Fund Totals</b>                                       | <b>\$213,002.43</b>        | <b>\$631,565.99</b>                | <b>\$201,990.28</b>         | <b>\$369,547.41</b>                | <b>\$2,743,869.00</b> | <b>\$3,005,887.58</b>     |               |                |                |
| <b>EMPLOYEE INSURANCE FUND</b>                                | <b>\$0.00</b>              | <b>\$0.00</b>                      | <b>-\$11,012.15</b>         | <b>-\$262,018.58</b>               |                       | <b>\$3,005,887.58</b>     | <b>-0.40%</b> | <b>-9.55%</b>  | <b>109.55%</b> |

Month 3  
 Date Range 3/1/2026 - 3/31/2026  
 Fund Range 1000 - 6400  
 Dept Range 0001 - 9999 Item Range 0001 - 9999

### CRAIGHEAD COUNTY BUDGET DETAIL REPORT

4/3/2026 12:16:06 PM

Page 55

Pg Brk Dept N Only W/Budget Amt N Show Act Balance N  
 No % N Only W/Balances N No Adj Expenditures N  
 No Shade N Only W/Transactions N No Adj Budget Y

| Description   | Transfers<br>Appropriation | YTD Transfers<br>YTD Appropriation | Expenditures<br>Adj Expend. | YTD Expenditures<br>Adj YTD Expend | Original Budget                       | Balance<br>Actual Balance | %<br>Used    | YTD %<br>Used | %<br>Left      |
|---|----------------------------|------------------------------------|-----------------------------|------------------------------------|---------------------------------------|---------------------------|--------------|---------------|----------------|
| <b>Fund 1892 CAPITAL ACCOUNT FUND</b>                         |                            |                                    | <b>Department</b>           | <b>0127</b>                        | <b>CONSTRUCTION (GENERAL REVENUE)</b> |                           |              |               |                |
| <b>Group 01272000 - 01272999 SUPPLIES</b>                     |                            |                                    |                             |                                    |                                       |                           |              |               |                |
| 1892- 01272002<br>SMALL EQUIPMENT 9LES THAN CAPITAL           | \$0.00                     | \$0.00                             | \$0.00                      | \$0.00                             | \$10,000.00                           | \$10,000.00               | 0.00%        | 0.00%         | 100.00%        |
| 1892- 01272020<br>BUILDING MATERIAL & SUPPLIES                | \$0.00                     | \$0.00                             | \$0.00                      | \$0.00                             | \$10,000.00                           | \$10,000.00               | 0.00%        | 0.00%         | 100.00%        |
| 1892- 01272022<br>PLUMBING AND ELECTRICAL                     | \$0.00                     | \$0.00                             | \$0.00                      | \$0.00                             | \$10,000.00                           | \$10,000.00               | 0.00%        | 0.00%         | 100.00%        |
| <b>127 1272000 1272999 Group Totals</b>                       | <b>\$0.00</b>              | <b>\$0.00</b>                      | <b>\$0.00</b>               | <b>\$0.00</b>                      | <b>\$30,000.00</b>                    | <b>\$30,000.00</b>        | <b>0.00%</b> | <b>0.00%</b>  | <b>100.00%</b> |
| <b>SUPPLIES</b>   | <b>\$0.00</b>              | <b>\$0.00</b>                      | <b>\$0.00</b>               | <b>\$0.00</b>                      | <b>\$30,000.00</b>                    | <b>\$30,000.00</b>        | <b>0.00%</b> | <b>0.00%</b>  | <b>100.00%</b> |
| <b>Group 01273000 - 01273999 OTHER SERVICES &amp; CHARGES</b> |                            |                                    |                             |                                    |                                       |                           |              |               |                |
| 1892- 01273004<br>ENGINEERING & ARCHITECTURAL                 | \$0.00                     | \$0.00                             | \$0.00                      | \$0.00                             | \$10,000.00                           | \$10,000.00               | 0.00%        | 0.00%         | 100.00%        |
| 1892- 01273005<br>SPECIAL LEGAL                               | \$0.00                     | \$0.00                             | \$0.00                      | \$0.00                             | \$500.00                              | \$500.00                  | 0.00%        | 0.00%         | 100.00%        |
| 1892- 01273009<br>OTHER PROFESSIONAL SERVICES                 | \$0.00                     | \$0.00                             | \$0.00                      | \$0.00                             | \$50,000.00                           | \$50,000.00               | 0.00%        | 0.00%         | 100.00%        |
| 1892- 01273040<br>ADVERTISING & PUBLICATIONS                  | \$0.00                     | \$0.00                             | \$0.00                      | \$0.00                             | \$1,000.00                            | \$1,000.00                | 0.00%        | 0.00%         | 100.00%        |
| 1892- 01273054<br>OTHER SUNDRY                                | \$0.00                     | \$0.00                             | \$0.00                      | \$0.00                             | \$5,000.00                            | \$5,000.00                | 0.00%        | 0.00%         | 100.00%        |
| 1892- 01273100<br>OTHER MISCELLANEOUS                         | \$0.00                     | \$0.00                             | \$0.00                      | \$0.00                             | \$25,000.00                           | \$25,000.00               | 0.00%        | 0.00%         | 100.00%        |
| <b>127 1273000 1273999 Group Totals</b>                       | <b>\$0.00</b>              | <b>\$0.00</b>                      | <b>\$0.00</b>               | <b>\$0.00</b>                      | <b>\$91,500.00</b>                    | <b>\$91,500.00</b>        | <b>0.00%</b> | <b>0.00%</b>  | <b>100.00%</b> |
| <b>OTHER SERVICES &amp; CHARGES</b>                           | <b>\$0.00</b>              | <b>\$0.00</b>                      | <b>\$0.00</b>               | <b>\$0.00</b>                      | <b>\$91,500.00</b>                    | <b>\$91,500.00</b>        | <b>0.00%</b> | <b>0.00%</b>  | <b>100.00%</b> |
| <b>Group 01274000 - 01274999 CAPITAL OUTLAY</b>               |                            |                                    |                             |                                    |                                       |                           |              |               |                |
| 1892- 01274002<br>BUILDINGS AND IMPROVEMENTS                  | \$0.00                     | \$0.00                             | \$0.00                      | \$0.00                             | \$300,000.00                          | \$300,000.00              | 0.00%        | 0.00%         | 100.00%        |
| 1892- 01274003<br>IMPROVEMENTS OTHER THAN BUILDING            | \$0.00                     | \$0.00                             | \$0.00                      | \$0.00                             | \$10.00                               | \$10.00                   | 0.00%        | 0.00%         | 100.00%        |
| 1892- 01274004<br>MACHINERY AND EQUIPMENT                     | \$0.00                     | \$0.00                             | \$0.00                      | \$0.00                             | \$10.00                               | \$10.00                   | 0.00%        | 0.00%         | 100.00%        |
| 1892- 01274006<br>CONSTRUCTION IN PROGRESS                    | \$0.00                     | \$0.00                             | \$0.00                      | \$0.00                             | \$3,230,000.00                        | \$3,230,000.00            | 0.00%        | 0.00%         | 100.00%        |
| <b>127 1274000 1274999 Group Totals</b>                       | <b>\$0.00</b>              | <b>\$0.00</b>                      | <b>\$0.00</b>               | <b>\$0.00</b>                      | <b>\$3,530,020.00</b>                 | <b>\$3,530,020.00</b>     | <b>0.00%</b> | <b>0.00%</b>  | <b>100.00%</b> |
| <b>CAPITAL OUTLAY</b>   | <b>\$0.00</b>              | <b>\$0.00</b>                      | <b>\$0.00</b>               | <b>\$0.00</b>                      | <b>\$3,530,020.00</b>                 | <b>\$3,530,020.00</b>     | <b>0.00%</b> | <b>0.00%</b>  | <b>100.00%</b> |
| <b>1892 0127 Department Totals</b>                            | <b>\$0.00</b>              | <b>\$0.00</b>                      | <b>\$0.00</b>               | <b>\$0.00</b>                      | <b>\$3,651,520.00</b>                 | <b>\$3,651,520.00</b>     | <b>0.00%</b> | <b>0.00%</b>  | <b>100.00%</b> |
| <b>CONSTRUCTION (GENERAL REVENL</b>                           | <b>\$0.00</b>              | <b>\$0.00</b>                      | <b>\$0.00</b>               | <b>\$0.00</b>                      | <b>\$3,651,520.00</b>                 | <b>\$3,651,520.00</b>     | <b>0.00%</b> | <b>0.00%</b>  | <b>100.00%</b> |
| <b>Fund 1892 CAPITAL ACCOUNT FUND</b>                         |                            |                                    | <b>Department</b>           | <b>8888</b>                        | <b>INTERFUND TRANSFER</b>             |                           |              |               |                |
| <b>Group 88889990 - 88889999 TRANSFERS</b>                    |                            |                                    |                             |                                    |                                       |                           |              |               |                |
| 1892- 88889999<br>INTERFUND TRANSFER                          | \$0.00                     | \$0.00                             | \$0.00                      | \$0.00                             | \$10.00                               | \$10.00                   | 0.00%        | 0.00%         | 100.00%        |
| <b>8888 8888999 8888999 Group Totals</b>                      | <b>\$0.00</b>              | <b>\$0.00</b>                      | <b>\$0.00</b>               | <b>\$0.00</b>                      | <b>\$10.00</b>                        | <b>\$10.00</b>            | <b>0.00%</b> | <b>0.00%</b>  | <b>100.00%</b> |
| <b>TRANSFERS</b>  | <b>\$0.00</b>              | <b>\$0.00</b>                      | <b>\$0.00</b>               | <b>\$0.00</b>                      | <b>\$10.00</b>                        | <b>\$10.00</b>            | <b>0.00%</b> | <b>0.00%</b>  | <b>100.00%</b> |
| <b>1892 8888 Department Totals</b>                            | <b>\$0.00</b>              | <b>\$0.00</b>                      | <b>\$0.00</b>               | <b>\$0.00</b>                      | <b>\$10.00</b>                        | <b>\$10.00</b>            | <b>0.00%</b> | <b>0.00%</b>  | <b>100.00%</b> |
| <b>INTERFUND TRANSFER</b>                                     | <b>\$0.00</b>              | <b>\$0.00</b>                      | <b>\$0.00</b>               | <b>\$0.00</b>                      | <b>\$10.00</b>                        | <b>\$10.00</b>            | <b>0.00%</b> | <b>0.00%</b>  | <b>100.00%</b> |
| <b>1892 Fund Totals</b>                                       | <b>\$0.00</b>              | <b>\$0.00</b>                      | <b>\$0.00</b>               | <b>\$0.00</b>                      | <b>\$3,651,530.00</b>                 | <b>\$3,651,530.00</b>     | <b>0.00%</b> | <b>0.00%</b>  | <b>100.00%</b> |
| <b>CAPITAL ACCOUNT FUND</b>                                   | <b>\$0.00</b>              | <b>\$0.00</b>                      | <b>\$0.00</b>               | <b>\$0.00</b>                      | <b>\$3,651,530.00</b>                 | <b>\$3,651,530.00</b>     | <b>0.00%</b> | <b>0.00%</b>  | <b>100.00%</b> |

Month 3  
 Date Range 3/1/2026 - 3/31/2026  
 Fund Range 1000 - 6400  
 Dept Range 0001 - 9999

### CRAIGHEAD COUNTY BUDGET DETAIL REPORT

4/3/2026 12:16:06 PM

Page 56

Pg Brk Dept N Only W/Budget Amt N Show Act Balance N  
 No % N Only W/Balances N No Adj Expenditures N  
 No Shade N Only W/Transactions N No Adj Budget Y

| Description  | Transfers<br>Appropriation | YTD Transfers<br>YTD Appropriation | Expenditures<br>Adj Expend. | YTD Expenditures<br>Adj YTD Expend | Original Budget                      | Balance<br>Actual Balance | %<br>Used    | YTD %<br>Used | %<br>Left     |
|--|----------------------------|------------------------------------|-----------------------------|------------------------------------|--------------------------------------|---------------------------|--------------|---------------|---------------|
| <b>Fund 2000 COUNTY ROAD DEPARTMENT FUND</b>       |                            |                                    | <b>Department</b>           | <b>0200</b>                        | <b>ROAD DEPARTMENT (SPECIAL REV)</b> |                           |              |               |               |
| <b>Group 02000100 - 02001999 PERSONAL SERVICES</b> |                            |                                    |                             |                                    |                                      |                           |              |               |               |
| 2000- 02001001 SALARIES                            | <b>-\$3,999.98</b>         | <b>-\$11,703.42</b>                | \$162,913.44                | \$658,256.82                       | \$3,110,984.54                       | \$2,441,024.30            | 5.36%        | 21.54%        | 78.46%        |
|  | \$0.00                     | \$0.00                             | \$166,913.42                | \$669,960.24                       |                                      | \$2,441,024.30            |              |               |               |
| 2000- 02001002 GEN LABORER(PT)(LESS THAN 80 HRS/M  | \$0.00                     | \$0.00                             | \$0.00                      | \$0.00                             | \$20,000.00                          | \$20,000.00               | 0.00%        | 0.00%         | 100.00%       |
|  | \$0.00                     | \$0.00                             | \$0.00                      | \$0.00                             |                                      | \$20,000.00               |              |               |               |
| 2000- 02001006 SOCIAL SECURITY MATCH               | \$0.00                     | \$0.00                             | \$22,905.15                 | \$54,641.19                        | \$239,520.32                         | \$184,879.13              | 9.56%        | 22.81%        | 77.19%        |
|  | \$0.00                     | \$0.00                             | \$22,905.15                 | \$54,641.19                        |                                      | \$184,879.13              |              |               |               |
| 2000- 02001007 RETIREMENT MATCH                    | \$0.00                     | \$0.00                             | \$47,697.24                 | \$114,404.74                       | \$476,602.83                         | \$362,198.09              | 10.01%       | 24.00%        | 76.00%        |
|  | \$0.00                     | \$0.00                             | \$47,697.24                 | \$114,404.74                       |                                      | \$362,198.09              |              |               |               |
| 2000- 02001009 HEALTH INSURANCE MATCH              | <b>-\$33,032.98</b>        | <b>-\$99,383.08</b>                | \$0.00                      | \$0.00                             | \$402,527.71                         | \$303,144.63              | 8.21%        | 24.69%        | 75.31%        |
|  | \$0.00                     | \$0.00                             | \$33,032.98                 | \$99,383.08                        |                                      | \$303,144.63              |              |               |               |
| 2000- 02001010 WORKMEN'S COMPENSATION              | \$0.00                     | \$0.00                             | \$0.00                      | \$104,611.12                       | \$104,611.12                         | \$0.00                    | 0.00%        | 100.00%       | 0.00%         |
|  | \$0.00                     | \$0.00                             | \$0.00                      | \$104,611.12                       |                                      | \$0.00                    |              |               |               |
| 2000- 02001011 UNEMPLOYMENT COMPENSATION           | \$0.00                     | \$0.00                             | \$0.00                      | \$0.00                             | \$16,992.00                          | \$16,992.00               | 0.00%        | 0.00%         | 100.00%       |
|  | \$0.00                     | \$0.00                             | \$0.00                      | \$0.00                             |                                      | \$16,992.00               |              |               |               |
| 2000- 02001012 OTHER FRINGE BENEFITS(INCL HLTH IN  | \$0.00                     | \$0.00                             | \$250.00                    | \$400.00                           | \$3,400.00                           | \$3,000.00                | 7.35%        | 11.76%        | 88.24%        |
|  | \$0.00                     | \$0.00                             | \$250.00                    | \$400.00                           |                                      | \$3,000.00                |              |               |               |
| 2000- 02001016 LIFE INSURANCE                      | \$0.00                     | \$0.00                             | \$236.00                    | \$348.45                           | \$100.00                             | <b>-\$248.45</b>          | 0.00%        | 0.00%         | 0.00%         |
|  | \$0.00                     | \$0.00                             | \$236.00                    | \$348.45                           |                                      | <b>-\$248.45</b>          |              |               |               |
| 2000- 02001017 VACATION-PERSONAL TIME BUYBACK      | \$0.00                     | \$0.00                             | \$2,529.69                  | \$4,293.30                         | \$1,000.00                           | <b>-\$3,293.30</b>        | 0.00%        | 0.00%         | 0.00%         |
|  | \$0.00                     | \$0.00                             | \$2,529.69                  | \$4,293.30                         |                                      | <b>-\$3,293.30</b>        |              |               |               |
| 2000- 02001018 HEALTH INSURANCE REIMBURSEMENT      | \$0.00                     | \$0.00                             | \$0.00                      | \$0.00                             | \$5,000.00                           | \$5,000.00                | 0.00%        | 0.00%         | 100.00%       |
|  | \$0.00                     | \$0.00                             | \$0.00                      | \$0.00                             |                                      | \$5,000.00                |              |               |               |
| <b>200 2000100 2001999 Group Totals</b>            | <b>-\$37,032.96</b>        | <b>-\$111,086.50</b>               | <b>\$236,531.52</b>         | <b>\$936,955.62</b>                | <b>\$4,380,738.52</b>                | <b>\$3,332,696.40</b>     |              |               |               |
| <b>PERSONAL SERVICES</b>                           | <b>\$0.00</b>              | <b>\$0.00</b>                      | <b>\$273,564.48</b>         | <b>\$1,048,042.12</b>              |                                      | <b>\$3,332,696.40</b>     | <b>6.25%</b> | <b>23.92%</b> | <b>76.08%</b> |
| <b>Group 02002000 - 02002999 SUPPLIES</b>          |                            |                                    |                             |                                    |                                      |                           |              |               |               |
| 2000- 02002001 GENERAL OFFICE SUPPLIES             | \$0.00                     | \$0.00                             | \$2,114.19                  | \$3,451.38                         | \$10,000.00                          | \$6,548.62                | 21.14%       | 34.51%        | 65.49%        |
|  | \$0.00                     | \$0.00                             | \$2,114.19                  | \$3,451.38                         |                                      | \$6,548.62                |              |               |               |
| 2000- 02002002 SMALL EQUIPMENT                     | \$0.00                     | \$0.00                             | \$650.37                    | \$1,604.06                         | \$10,000.00                          | \$8,395.94                | 6.50%        | 16.04%        | 83.96%        |
|  | \$0.00                     | \$0.00                             | \$650.37                    | \$1,604.06                         |                                      | \$8,395.94                |              |               |               |
| 2000- 02002003 JANITORIAL SUPPLIES                 | \$0.00                     | \$0.00                             | \$1,367.62                  | \$3,202.13                         | \$25,000.00                          | \$21,797.87               | 5.47%        | 12.81%        | 87.19%        |
|  | \$0.00                     | \$0.00                             | \$1,367.62                  | \$3,202.13                         |                                      | \$21,797.87               |              |               |               |
| 2000- 02002006 CLOTHING AND UNIFORMS               | \$0.00                     | \$0.00                             | \$2,207.73                  | \$4,829.04                         | \$25,000.00                          | \$20,170.96               | 8.83%        | 19.32%        | 80.68%        |
|  | \$0.00                     | \$0.00                             | \$2,207.73                  | \$4,829.04                         |                                      | \$20,170.96               |              |               |               |
| 2000- 02002007 FUEL OIL LUBRICANTS                 | \$0.00                     | \$0.00                             | \$11,918.16                 | \$89,609.07                        | \$600,000.00                         | \$510,390.93              | 1.99%        | 14.94%        | 85.06%        |
|  | \$0.00                     | \$0.00                             | \$11,918.16                 | \$89,609.07                        |                                      | \$510,390.93              |              |               |               |
| 2000- 02002008 TIRES AND TUBES                     | \$0.00                     | \$0.00                             | \$6,127.20                  | \$6,987.49                         | \$110,000.00                         | \$103,012.51              | 5.57%        | 6.35%         | 93.65%        |
|  | \$0.00                     | \$0.00                             | \$6,127.20                  | \$6,987.49                         |                                      | \$103,012.51              |              |               |               |
| 2000- 02002020 BUILDING MATERIALS AND SUPPLIES     | \$0.00                     | \$0.00                             | \$198.91                    | \$248.13                           | \$2,000.00                           | \$1,751.87                | 9.95%        | 12.41%        | 87.59%        |
|  | \$0.00                     | \$0.00                             | \$198.91                    | \$248.13                           |                                      | \$1,751.87                |              |               |               |
| 2000- 02002021 PAINTS AND METALS                   | \$0.00                     | \$0.00                             | \$0.00                      | \$17,297.45                        | \$10,000.00                          | <b>-\$7,297.45</b>        | 0.00%        | 0.00%         | 0.00%         |
|  | \$0.00                     | \$0.00                             | \$0.00                      | \$17,297.45                        |                                      | <b>-\$7,297.45</b>        |              |               |               |
| 2000- 02002022 PLUMBING & ELECTRICAL               | \$0.00                     | \$0.00                             | \$362.81                    | \$547.42                           | \$4,000.00                           | \$3,452.58                | 9.07%        | 13.69%        | 86.32%        |
|  | \$0.00                     | \$0.00                             | \$362.81                    | \$547.42                           |                                      | \$3,452.58                |              |               |               |
| 2000- 02002023 PARTS AND REPAIRS                   | \$0.00                     | \$0.00                             | \$56,081.68                 | \$78,745.63                        | \$400,000.00                         | \$321,254.37              | 14.02%       | 19.69%        | 80.31%        |
|  | \$0.00                     | \$0.00                             | \$56,081.68                 | \$78,745.63                        |                                      | \$321,254.37              |              |               |               |
| 2000- 02002024 MAINTENANCE & SERVICE CONTRACTS     | \$0.00                     | \$0.00                             | \$0.00                      | \$461.13                           | \$2,188,000.00                       | \$2,187,538.87            | 0.00%        | 0.02%         | 99.98%        |
|  | \$0.00                     | \$0.00                             | \$0.00                      | \$461.13                           |                                      | \$2,187,538.87            |              |               |               |

Month 3  
 Date Range 3/1/2026 - 3/31/2026  
 Fund Range 1000 - 6400  
 Dept Range 0001 - 9999 Item Range 0001 - 9999

### CRAIGHEAD COUNTY BUDGET DETAIL REPORT

4/3/2026 12:16:06 PM

Page 57

Pg Brk Dept N Only W/Budget Amt N Show Act Balance N  
 No % N Only W/Balances N No Adj Expenditures N  
 No Shade N Only W/Transactions N No Adj Budget Y

| Description   | Transfers<br>Appropriation | YTD Transfers<br>YTD Appropriation | Expenditures<br>Adj Expend. | YTD Expenditures<br>Adj YTD Expend | Original Budget                      | Balance<br>Actual Balance | %<br>Used    | YTD %<br>Used | %<br>Left     |
|---|----------------------------|------------------------------------|-----------------------------|------------------------------------|--------------------------------------|---------------------------|--------------|---------------|---------------|
| <b>Fund 2000 COUNTY ROAD DEPARTMENT FUND</b>                  |                            |                                    | <b>Department</b>           | <b>0200</b>                        | <b>ROAD DEPARTMENT (SPECIAL REV)</b> |                           |              |               |               |
| <b>Group 02002000 - 02002999 SUPPLIES</b>                     |                            |                                    |                             |                                    |                                      |                           |              |               |               |
| 2000- 02002025 ASPHALT  | \$0.00                     | \$0.00                             | \$2,500.09                  | \$3,546.68                         | \$975,000.00                         | \$971,453.32              |              |               |               |
|   | \$0.00                     | \$0.00                             | \$2,500.09                  | \$3,546.68                         |                                      | \$971,453.32              | 0.26%        | 0.36%         | 99.64%        |
| 2000- 02002026 CULVERT AND PIPE                               | \$0.00                     | \$0.00                             | \$17,776.22                 | \$17,776.22                        | \$100,000.00                         | \$82,223.78               |              |               |               |
|   | \$0.00                     | \$0.00                             | \$17,776.22                 | \$17,776.22                        |                                      | \$82,223.78               | 17.78%       | 17.78%        | 82.22%        |
| 2000- 02002027 GRAVEL DIRT AND SAND                           | \$0.00                     | \$0.00                             | \$17,748.66                 | \$43,544.48                        | \$375,000.00                         | \$331,455.52              |              |               |               |
|   | \$0.00                     | \$0.00                             | \$17,748.66                 | \$43,544.48                        |                                      | \$331,455.52              | 4.73%        | 11.61%        | 88.39%        |
| 2000- 02002029 SMALL TOOLS                                    | \$0.00                     | \$0.00                             | \$0.00                      | \$0.00                             | \$3,000.00                           | \$3,000.00                |              |               |               |
|   | \$0.00                     | \$0.00                             | \$0.00                      | \$0.00                             |                                      | \$3,000.00                | 0.00%        | 0.00%         | 100.00%       |
| 2000- 02002030 CONCRETE                                       | \$0.00                     | \$0.00                             | \$1,348.11                  | \$5,661.00                         | \$100,000.00                         | \$94,339.00               |              |               |               |
|   | \$0.00                     | \$0.00                             | \$1,348.11                  | \$5,661.00                         |                                      | \$94,339.00               | 1.35%        | 5.66%         | 94.34%        |
| 2000- 02002031 BRIDGES & STEEL                                | \$0.00                     | \$0.00                             | \$0.00                      | \$0.00                             | \$65,955.98                          | \$65,955.98               |              |               |               |
|   | \$0.00                     | \$0.00                             | \$0.00                      | \$0.00                             |                                      | \$65,955.98               | 0.00%        | 0.00%         | 100.00%       |
| <b>200 2002000 2002999 Group Totals</b>                       | <b>\$0.00</b>              | <b>\$0.00</b>                      | <b>\$120,401.75</b>         | <b>\$277,511.31</b>                | <b>\$5,002,955.98</b>                | <b>\$4,725,444.67</b>     |              |               |               |
| <b>SUPPLIES</b>   | <b>\$0.00</b>              | <b>\$0.00</b>                      | <b>\$120,401.75</b>         | <b>\$277,511.31</b>                |                                      | <b>\$4,725,444.67</b>     | <b>2.41%</b> | <b>5.55%</b>  | <b>94.45%</b> |
| <b>Group 02003000 - 02003999 OTHER SERVICES &amp; CHARGES</b> |                            |                                    |                             |                                    |                                      |                           |              |               |               |
| 2000- 02003002 MANAGEMENT CONSULTING                          | \$0.00                     | \$0.00                             | \$0.00                      | \$0.00                             | \$500.00                             | \$500.00                  |              |               |               |
|   | \$0.00                     | \$0.00                             | \$0.00                      | \$0.00                             |                                      | \$500.00                  | 0.00%        | 0.00%         | 100.00%       |
| 2000- 02003004 ENGINEERING & INSPECTIONS                      | \$0.00                     | \$0.00                             | \$0.00                      | \$0.00                             | \$15,000.00                          | \$15,000.00               |              |               |               |
|   | \$0.00                     | \$0.00                             | \$0.00                      | \$0.00                             |                                      | \$15,000.00               | 0.00%        | 0.00%         | 100.00%       |
| 2000- 02003005 SPECIAL LEGAL                                  | \$0.00                     | \$0.00                             | \$0.00                      | \$0.00                             | \$3,000.00                           | \$3,000.00                |              |               |               |
|   | \$0.00                     | \$0.00                             | \$0.00                      | \$0.00                             |                                      | \$3,000.00                | 0.00%        | 0.00%         | 100.00%       |
| 2000- 02003007 DRUG TESTING                                   | \$0.00                     | \$0.00                             | \$0.00                      | \$0.00                             | \$1,000.00                           | \$1,000.00                |              |               |               |
|   | \$0.00                     | \$0.00                             | \$0.00                      | \$0.00                             |                                      | \$1,000.00                | 0.00%        | 0.00%         | 100.00%       |
| 2000- 02003009 OTHER PROFESSIONAL SERVICES                    | \$0.00                     | \$0.00                             | \$218.09                    | \$654.27                           | \$10,000.00                          | \$9,345.73                |              |               |               |
|   | \$0.00                     | \$0.00                             | \$218.09                    | \$654.27                           |                                      | \$9,345.73                | 2.18%        | 6.54%         | 93.46%        |
| 2000- 02003020 TELEPHONE & FAX-LANDLINE                       | \$0.00                     | \$0.00                             | \$251.26                    | \$729.46                           | \$1,500.00                           | \$770.54                  |              |               |               |
|   | \$0.00                     | \$0.00                             | \$251.26                    | \$729.46                           |                                      | \$770.54                  | 16.75%       | 48.63%        | 51.37%        |
| 2000- 02003021 POSTAGE  | \$0.00                     | \$0.00                             | \$0.00                      | \$0.00                             | \$360.00                             | \$360.00                  |              |               |               |
|   | \$0.00                     | \$0.00                             | \$0.00                      | \$0.00                             |                                      | \$360.00                  | 0.00%        | 0.00%         | 100.00%       |
| 2000- 02003022 CELL PHONES & PAGERS                           | \$0.00                     | \$0.00                             | \$496.23                    | \$1,488.69                         | \$6,500.00                           | \$5,011.31                |              |               |               |
|   | \$0.00                     | \$0.00                             | \$496.23                    | \$1,488.69                         |                                      | \$5,011.31                | 7.63%        | 22.90%        | 77.10%        |
| 2000- 02003023 INTERNET CONNECTION                            | \$0.00                     | \$0.00                             | \$0.00                      | \$0.00                             | \$1,000.00                           | \$1,000.00                |              |               |               |
|   | \$0.00                     | \$0.00                             | \$0.00                      | \$0.00                             |                                      | \$1,000.00                | 0.00%        | 0.00%         | 100.00%       |
| 2000- 02003030 TRAVEL   | \$0.00                     | \$0.00                             | \$0.00                      | \$0.00                             | \$500.00                             | \$500.00                  |              |               |               |
|   | \$0.00                     | \$0.00                             | \$0.00                      | \$0.00                             |                                      | \$500.00                  | 0.00%        | 0.00%         | 100.00%       |
| 2000- 02003040 ADVERTISING & PUBLICATIONS                     | \$0.00                     | \$0.00                             | \$160.55                    | \$244.40                           | \$500.00                             | \$255.60                  |              |               |               |
|   | \$0.00                     | \$0.00                             | \$160.55                    | \$244.40                           |                                      | \$255.60                  | 32.11%       | 48.88%        | 51.12%        |
| 2000- 02003052 FIRE & EXTENDED COVERAGE                       | \$0.00                     | \$0.00                             | \$0.00                      | \$23,600.50                        | \$23,327.50                          | -\$273.00                 |              |               |               |
|   | \$0.00                     | \$0.00                             | \$0.00                      | \$23,600.50                        |                                      | -\$273.00                 | 0.00%        | 0.00%         | 0.00%         |
| 2000- 02003053 FLEET LIABILITY                                | \$0.00                     | \$0.00                             | \$1,843.00                  | \$100,870.85                       | \$102,119.00                         | \$1,248.15                |              |               |               |
|   | \$0.00                     | \$0.00                             | \$1,843.00                  | \$100,870.85                       |                                      | \$1,248.15                | 1.80%        | 98.78%        | 1.22%         |
| 2000- 02003055 GENERAL LIABILITY E.O.                         | \$0.00                     | \$0.00                             | \$0.00                      | \$47,773.95                        | \$47,773.95                          | \$0.00                    |              |               |               |
|   | \$0.00                     | \$0.00                             | \$0.00                      | \$47,773.95                        |                                      | \$0.00                    | 0.00%        | 100.00%       | 0.00%         |
| 2000- 02003060 UTILITIES - ELECTRICITY                        | \$0.00                     | \$0.00                             | \$623.40                    | \$1,973.58                         | \$14,000.00                          | \$12,026.42               |              |               |               |
|   | \$0.00                     | \$0.00                             | \$623.40                    | \$1,973.58                         |                                      | \$12,026.42               | 4.45%        | 14.10%        | 85.90%        |
| 2000- 02003061 UTILITIES - GAS                                | \$0.00                     | \$0.00                             | \$4,903.71                  | \$11,999.50                        | \$15,000.00                          | \$3,000.50                |              |               |               |
|   | \$0.00                     | \$0.00                             | \$4,903.71                  | \$11,999.50                        |                                      | \$3,000.50                | 32.69%       | 80.00%        | 20.00%        |

Month 3  
 Date Range 3/1/2026 - 3/31/2026  
 Fund Range 1000 - 6400  
 Dept Range 0001 - 9999

### CRAIGHEAD COUNTY BUDGET DETAIL REPORT

4/3/2026 12:16:06 PM

Page 58

Pg Brk Dept N Only W/Budget Amt N Show Act Balance N  
 No % N Only W/Balances N No Adj Expenditures N  
 No Shade N Only W/Transactions N No Adj Budget Y

| Description   | Transfers<br>Appropriation | YTD Transfers<br>YTD Appropriation | Expenditures<br>Adj Expend. | YTD Expenditures<br>Adj YTD Expend | Original Budget                      | Balance<br>Actual Balance | %<br>Used     | YTD %<br>Used | %<br>Left      |
|---|----------------------------|------------------------------------|-----------------------------|------------------------------------|--------------------------------------|---------------------------|---------------|---------------|----------------|
| <b>Fund 2000 COUNTY ROAD DEPARTMENT FUND</b>                  |                            |                                    | <b>Department</b>           | <b>0200</b>                        | <b>ROAD DEPARTMENT (SPECIAL REV)</b> |                           |               |               |                |
| <b>Group 02003000 - 02003999 OTHER SERVICES &amp; CHARGES</b> |                            |                                    |                             |                                    |                                      |                           |               |               |                |
| 2000- 02003062 UTILITIES -WATER                               | \$0.00                     | \$0.00                             | \$157.14                    | \$310.84                           | \$2,000.00                           | \$1,689.16                |               |               |                |
|   |                            |                                    | \$157.14                    | \$310.84                           |                                      | \$1,689.16                | 7.86%         | 15.54%        | 84.46%         |
| 2000- 02003063 WASTE DISPOSAL                                 | \$0.00                     | \$0.00                             | \$455.69                    | \$813.34                           | \$3,200.00                           | \$2,386.66                |               |               |                |
|   |                            |                                    | \$455.69                    | \$813.34                           |                                      | \$2,386.66                | 14.24%        | 25.42%        | 74.58%         |
| 2000- 02003073 LEASE MACHINERY & EQUIP(INCL COPY              | \$0.00                     | \$0.00                             | \$73.41                     | \$176.39                           | \$9,000.00                           | \$8,823.61                |               |               |                |
|   |                            |                                    | \$73.41                     | \$176.39                           |                                      | \$8,823.61                | 0.82%         | 1.96%         | 98.04%         |
| 2000- 02003094 MEALS & LODGING                                | \$0.00                     | \$0.00                             | \$0.00                      | \$0.00                             | \$500.00                             | \$500.00                  |               |               |                |
|   |                            |                                    | \$0.00                      | \$0.00                             |                                      | \$500.00                  | 0.00%         | 0.00%         | 100.00%        |
| 2000- 02003100 OTHER MISCELLANEOUS                            | \$0.00                     | \$0.00                             | \$683.92                    | \$7,671.34                         | \$30,000.00                          | \$22,328.66               |               |               |                |
|   |                            |                                    | \$683.92                    | \$7,671.34                         |                                      | \$22,328.66               | 2.28%         | 25.57%        | 74.43%         |
| 2000- 02003101 TRAINING & EDUCATION                           | \$0.00                     | \$0.00                             | \$0.00                      | \$0.00                             | \$1,000.00                           | \$1,000.00                |               |               |                |
|   |                            |                                    | \$0.00                      | \$0.00                             |                                      | \$1,000.00                | 0.00%         | 0.00%         | 100.00%        |
| 2000- 02003102 COMP SOFTWARE , SUPPORT/MAINY/ RE              | \$0.00                     | \$0.00                             | \$1,603.31                  | \$8,913.31                         | \$25,143.83                          | \$16,230.52               |               |               |                |
|   |                            |                                    | \$1,603.31                  | \$8,913.31                         |                                      | \$16,230.52               | 6.38%         | 35.45%        | 64.55%         |
| <b>200 2003000 2003999 Group Totals</b>                       | <b>\$0.00</b>              | <b>\$0.00</b>                      | <b>\$11,469.71</b>          | <b>\$207,220.42</b>                | <b>\$312,924.28</b>                  | <b>\$105,703.86</b>       |               |               |                |
| <b>OTHER SERVICES &amp; CHARGES</b>                           | <b>\$0.00</b>              | <b>\$0.00</b>                      | <b>\$11,469.71</b>          | <b>\$207,220.42</b>                |                                      | <b>\$105,703.86</b>       | <b>3.67%</b>  | <b>66.22%</b> | <b>33.78%</b>  |
| <b>Group 02004000 - 02004999 CAPITAL OUTLAY</b>               |                            |                                    |                             |                                    |                                      |                           |               |               |                |
| 2000- 02004002 BUILDINGS AND IMPROVEMENTS                     | \$0.00                     | \$0.00                             | \$0.00                      | \$0.00                             | \$10.00                              | \$10.00                   |               |               |                |
|   |                            |                                    | \$0.00                      | \$0.00                             |                                      | \$10.00                   | 0.00%         | 0.00%         | 100.00%        |
| 2000- 02004003 IMPROVEMENTS OTHER THAN BUILDING               | \$0.00                     | \$0.00                             | \$0.00                      | \$0.00                             | \$10.00                              | \$10.00                   |               |               |                |
|   |                            |                                    | \$0.00                      | \$0.00                             |                                      | \$10.00                   | 0.00%         | 0.00%         | 100.00%        |
| 2000- 02004004 MACHINERY AND EQUIPMENT (Two motoi             | \$0.00                     | \$0.00                             | \$35,790.90                 | \$35,790.90                        | \$1,340,000.00                       | \$1,304,209.10            |               |               |                |
|   |                            |                                    | \$35,790.90                 | \$35,790.90                        |                                      | \$1,304,209.10            | 2.67%         | 2.67%         | 97.33%         |
| 2000- 02004005 VEHICLES                                       | \$0.00                     | \$0.00                             | \$142,677.00                | \$258,447.00                       | \$300,000.00                         | \$41,553.00               |               |               |                |
|   |                            |                                    | \$142,677.00                | \$258,447.00                       |                                      | \$41,553.00               | 47.56%        | 86.15%        | 13.85%         |
| 2000- 02004008 ARK HIGHWAY DEPARTMENT, OTHER CC               | \$0.00                     | \$0.00                             | \$77,709.04                 | \$77,709.04                        | \$140,000.00                         | \$62,290.96               |               |               |                |
|   |                            |                                    | \$77,709.04                 | \$77,709.04                        |                                      | \$62,290.96               | 55.51%        | 55.51%        | 44.49%         |
| <b>200 2004000 2004999 Group Totals</b>                       | <b>\$0.00</b>              | <b>\$0.00</b>                      | <b>\$256,176.94</b>         | <b>\$371,946.94</b>                | <b>\$1,780,020.00</b>                | <b>\$1,408,073.06</b>     |               |               |                |
| <b>CAPITAL OUTLAY</b>   | <b>\$0.00</b>              | <b>\$0.00</b>                      | <b>\$256,176.94</b>         | <b>\$371,946.94</b>                |                                      | <b>\$1,408,073.06</b>     | <b>14.39%</b> | <b>20.90%</b> | <b>79.10%</b>  |
| <b>2000 0200 Department Totals</b>                            | <b>-\$37,032.96</b>        | <b>-\$111,086.50</b>               | <b>\$624,579.92</b>         | <b>\$1,793,634.29</b>              | <b>\$11,476,638.78</b>               | <b>\$9,571,917.99</b>     |               |               |                |
| <b>ROAD DEPARTMENT (SPECIAL REV)</b>                          | <b>\$0.00</b>              | <b>\$0.00</b>                      | <b>\$661,612.88</b>         | <b>\$1,904,720.79</b>              |                                      | <b>\$9,571,917.99</b>     | <b>5.76%</b>  | <b>16.60%</b> | <b>83.40%</b>  |
| <b>Fund 2000 COUNTY ROAD DEPARTMENT FUND</b>                  |                            |                                    | <b>Department</b>           | <b>8888</b>                        | <b>INTERFUND TRANSFER</b>            |                           |               |               |                |
| <b>Group 88889990 - 88889999 TRANSFERS</b>                    |                            |                                    |                             |                                    |                                      |                           |               |               |                |
| 2000- 88889999 INTERFUND TRANSFER                             | \$0.00                     | \$0.00                             | \$0.00                      | \$0.00                             | \$10.00                              | \$10.00                   |               |               |                |
|   |                            |                                    | \$0.00                      | \$0.00                             |                                      | \$10.00                   | 0.00%         | 0.00%         | 100.00%        |
| <b>8888 8888999 8888999 Group Totals</b>                      | <b>\$0.00</b>              | <b>\$0.00</b>                      | <b>\$0.00</b>               | <b>\$0.00</b>                      | <b>\$10.00</b>                       | <b>\$10.00</b>            |               |               |                |
| <b>TRANSFERS</b>  | <b>\$0.00</b>              | <b>\$0.00</b>                      | <b>\$0.00</b>               | <b>\$0.00</b>                      |                                      | <b>\$10.00</b>            | <b>0.00%</b>  | <b>0.00%</b>  | <b>100.00%</b> |
| <b>2000 8888 Department Totals</b>                            | <b>\$0.00</b>              | <b>\$0.00</b>                      | <b>\$0.00</b>               | <b>\$0.00</b>                      | <b>\$10.00</b>                       | <b>\$10.00</b>            |               |               |                |
| <b>INTERFUND TRANSFER</b>                                     | <b>\$0.00</b>              | <b>\$0.00</b>                      | <b>\$0.00</b>               | <b>\$0.00</b>                      |                                      | <b>\$10.00</b>            | <b>0.00%</b>  | <b>0.00%</b>  | <b>100.00%</b> |
| <b>2000 Fund Totals</b>                                       | <b>-\$37,032.96</b>        | <b>-\$111,086.50</b>               | <b>\$624,579.92</b>         | <b>\$1,793,634.29</b>              | <b>\$11,476,648.78</b>               | <b>\$9,571,927.99</b>     |               |               |                |
| <b>COUNTY ROAD DEPARTMENT FUND</b>                            | <b>\$0.00</b>              | <b>\$0.00</b>                      | <b>\$661,612.88</b>         | <b>\$1,904,720.79</b>              |                                      | <b>\$9,571,927.99</b>     | <b>5.76%</b>  | <b>16.60%</b> | <b>83.40%</b>  |

| Description | Transfers<br>Appropriation | YTD Transfers<br>YTD Appropriation | Expenditures<br>Adj Expend. | YTD Expenditures<br>Adj YTD Expend | Original Budget | Balance<br>Actual Balance | %<br>Used | YTD %<br>Used | %<br>Left |
|-------------|----------------------------|------------------------------------|-----------------------------|------------------------------------|-----------------|---------------------------|-----------|---------------|-----------|
|-------------|----------------------------|------------------------------------|-----------------------------|------------------------------------|-----------------|---------------------------|-----------|---------------|-----------|

Month 3  
 Date Range 3/1/2026 - 3/31/2026  
 Fund Range 1000 - 6400  
 Dept Range 0001 - 9999

**CRAIGHEAD COUNTY BUDGET DETAIL REPORT**

4/3/2026 12:16:06 PM

Page 59

Pg Brk Dept N Only W/Budget Amt N Show Act Balance N  
 No % N Only W/Balances N No Adj Expenditures N  
 No Shade N Only W/Transactions N No Adj Budget Y

| Description                                     | Transfers<br>Appropriation | YTD Transfers<br>YTD Appropriation | Expenditures<br>Adj Expend. | YTD Expenditures<br>Adj YTD Expend | Original Budget     | Balance<br>Actual Balance | %<br>Used    | YTD %<br>Used | %<br>Left      |
|---|----------------------------|------------------------------------|-----------------------------|------------------------------------|---------------------|---------------------------|--------------|---------------|----------------|
| <b>Fund 2003 ADDITIONAL MOTOR FUEL TAX FUND</b> |                            |                                    |                             |                                    |                     |                           |              |               |                |
| <b>Group 02002000 - 02002999 SUPPLIES</b>       |                            |                                    |                             |                                    |                     |                           |              |               |                |
| 2003 - 02002024                                 | \$0.00                     | \$0.00                             | \$0.00                      | \$0.00                             | \$377,000.00        | \$377,000.00              |              |               |                |
| MAINT & SERVICE CONTRACTS                       | \$0.00                     | \$0.00                             | \$0.00                      | \$0.00                             | \$377,000.00        | \$377,000.00              | 0.00%        | 0.00%         | 100.00%        |
| <b>200 2002000 2002999 Group Totals</b>         | <b>\$0.00</b>              | <b>\$0.00</b>                      | <b>\$0.00</b>               | <b>\$0.00</b>                      | <b>\$377,000.00</b> | <b>\$377,000.00</b>       |              |               |                |
| <b>SUPPLIES</b>                                 | <b>\$0.00</b>              | <b>\$0.00</b>                      | <b>\$0.00</b>               | <b>\$0.00</b>                      | <b>\$377,000.00</b> | <b>\$377,000.00</b>       | <b>0.00%</b> | <b>0.00%</b>  | <b>100.00%</b> |
| <b>2003 0200 Department Totals</b>              | <b>\$0.00</b>              | <b>\$0.00</b>                      | <b>\$0.00</b>               | <b>\$0.00</b>                      | <b>\$377,000.00</b> | <b>\$377,000.00</b>       |              |               |                |
| <b>SPECIAL MOTOR FUEL TAX</b>                   | <b>\$0.00</b>              | <b>\$0.00</b>                      | <b>\$0.00</b>               | <b>\$0.00</b>                      | <b>\$377,000.00</b> | <b>\$377,000.00</b>       | <b>0.00%</b> | <b>0.00%</b>  | <b>100.00%</b> |
| <b>2003 Fund Totals</b>                         | <b>\$0.00</b>              | <b>\$0.00</b>                      | <b>\$0.00</b>               | <b>\$0.00</b>                      | <b>\$377,000.00</b> | <b>\$377,000.00</b>       |              |               |                |
| <b>ADDITIONAL MOTOR FUEL TAX FUND</b>           | <b>\$0.00</b>              | <b>\$0.00</b>                      | <b>\$0.00</b>               | <b>\$0.00</b>                      | <b>\$377,000.00</b> | <b>\$377,000.00</b>       | <b>0.00%</b> | <b>0.00%</b>  | <b>100.00%</b> |

| Description   | Transfers<br>Appropriation | YTD Transfers<br>YTD Appropriation | Expenditures<br>Adj Expend. | YTD Expenditures<br>Adj YTD Expend | Original Budget     | Balance<br>Actual Balance | %<br>Used    | YTD %<br>Used | %<br>Left      |
|---|----------------------------|------------------------------------|-----------------------------|------------------------------------|---------------------|---------------------------|--------------|---------------|----------------|
| <b>Fund 2998 CROWLEY'S RIDGE GRAVEL TRAIL TAP GRANT</b>       |                            |                                    |                             |                                    |                     |                           |              |               |                |
| <b>Group 02002000 - 02002999 SUPPLIES</b>                     |                            |                                    |                             |                                    |                     |                           |              |               |                |
| 2998 - 02002001   | \$0.00                     | \$0.00                             | \$0.00                      | \$0.00                             | \$5,000.00          | \$5,000.00                |              |               |                |
| GENERAL SUPPLIES(CONSUMED OR ALT                              | \$0.00                     | \$0.00                             | \$0.00                      | \$0.00                             | \$5,000.00          | \$5,000.00                | 0.00%        | 0.00%         | 100.00%        |
| 2998 - 02002002   | \$0.00                     | \$0.00                             | \$0.00                      | \$0.00                             | \$15,000.00         | \$15,000.00               |              |               |                |
| SMALL EQUIPMENT(LESS THAN CAPITAL                             | \$0.00                     | \$0.00                             | \$0.00                      | \$0.00                             | \$15,000.00         | \$15,000.00               | 0.00%        | 0.00%         | 100.00%        |
| 2998 - 02002027   | \$0.00                     | \$0.00                             | \$0.00                      | \$0.00                             | \$100,000.00        | \$100,000.00              |              |               |                |
| GRAVEL, DIRT, AND SAND  | \$0.00                     | \$0.00                             | \$0.00                      | \$0.00                             | \$100,000.00        | \$100,000.00              | 0.00%        | 0.00%         | 100.00%        |
| 2998 - 02002030   | \$0.00                     | \$0.00                             | \$0.00                      | \$0.00                             | \$5,000.00          | \$5,000.00                |              |               |                |
| CONCRETE  | \$0.00                     | \$0.00                             | \$0.00                      | \$0.00                             | \$5,000.00          | \$5,000.00                | 0.00%        | 0.00%         | 100.00%        |
| <b>200 2002000 2002999 Group Totals</b>                       | <b>\$0.00</b>              | <b>\$0.00</b>                      | <b>\$0.00</b>               | <b>\$0.00</b>                      | <b>\$125,000.00</b> | <b>\$125,000.00</b>       |              |               |                |
| <b>SUPPLIES</b>   | <b>\$0.00</b>              | <b>\$0.00</b>                      | <b>\$0.00</b>               | <b>\$0.00</b>                      | <b>\$125,000.00</b> | <b>\$125,000.00</b>       | <b>0.00%</b> | <b>0.00%</b>  | <b>100.00%</b> |
| <b>Group 02003000 - 02003999 OTHER SERVICES &amp; CHARGES</b> |                            |                                    |                             |                                    |                     |                           |              |               |                |
| 2998 - 02003004   | \$0.00                     | \$0.00                             | \$0.00                      | \$0.00                             | \$6,000.00          | \$6,000.00                |              |               |                |
| ENGINEERING & INSPECTIONS                                     | \$0.00                     | \$0.00                             | \$0.00                      | \$0.00                             | \$6,000.00          | \$6,000.00                | 0.00%        | 0.00%         | 100.00%        |
| 2998 - 02003009   | \$0.00                     | \$0.00                             | \$0.00                      | \$0.00                             | \$10,000.00         | \$10,000.00               |              |               |                |
| OTHER PROFESSIONAL SERVICES                                   | \$0.00                     | \$0.00                             | \$0.00                      | \$0.00                             | \$10,000.00         | \$10,000.00               | 0.00%        | 0.00%         | 100.00%        |
| 2998 - 02003100   | \$0.00                     | \$0.00                             | \$0.00                      | \$0.00                             | \$5,000.00          | \$5,000.00                |              |               |                |
| OTHER MISCELLANEOUS   | \$0.00                     | \$0.00                             | \$0.00                      | \$0.00                             | \$5,000.00          | \$5,000.00                | 0.00%        | 0.00%         | 100.00%        |
| <b>200 2003000 2003999 Group Totals</b>                       | <b>\$0.00</b>              | <b>\$0.00</b>                      | <b>\$0.00</b>               | <b>\$0.00</b>                      | <b>\$21,000.00</b>  | <b>\$21,000.00</b>        |              |               |                |
| <b>OTHER SERVICES &amp; CHARGES</b>                           | <b>\$0.00</b>              | <b>\$0.00</b>                      | <b>\$0.00</b>               | <b>\$0.00</b>                      | <b>\$21,000.00</b>  | <b>\$21,000.00</b>        | <b>0.00%</b> | <b>0.00%</b>  | <b>100.00%</b> |
| <b>Group 02004000 - 02004999 CAPITAL OUTLAY</b>               |                            |                                    |                             |                                    |                     |                           |              |               |                |
| 2998 - 02004003   | \$0.00                     | \$0.00                             | \$0.00                      | \$0.00                             | \$10,000.00         | \$10,000.00               |              |               |                |
| IMPROVEMENTS OTHER THAN BUILDING                              | \$0.00                     | \$0.00                             | \$0.00                      | \$0.00                             | \$10,000.00         | \$10,000.00               | 0.00%        | 0.00%         | 100.00%        |
| 2998 - 02004004   | \$0.00                     | \$0.00                             | \$0.00                      | \$0.00                             | \$10.00             | \$10.00                   |              |               |                |
| MACHINERY AND EQUIPMENT                                       | \$0.00                     | \$0.00                             | \$0.00                      | \$0.00                             | \$10.00             | \$10.00                   | 0.00%        | 0.00%         | 100.00%        |
| <b>200 2004000 2004999 Group Totals</b>                       | <b>\$0.00</b>              | <b>\$0.00</b>                      | <b>\$0.00</b>               | <b>\$0.00</b>                      | <b>\$10,010.00</b>  | <b>\$10,010.00</b>        |              |               |                |
| <b>CAPITAL OUTLAY</b>   | <b>\$0.00</b>              | <b>\$0.00</b>                      | <b>\$0.00</b>               | <b>\$0.00</b>                      | <b>\$10,010.00</b>  | <b>\$10,010.00</b>        | <b>0.00%</b> | <b>0.00%</b>  | <b>100.00%</b> |
| <b>2998 0200 Department Totals</b>                            | <b>\$0.00</b>              | <b>\$0.00</b>                      | <b>\$0.00</b>               | <b>\$0.00</b>                      | <b>\$156,010.00</b> | <b>\$156,010.00</b>       |              |               |                |
| <b>ROAD DEPT (SPECIAL REV)</b>                                | <b>\$0.00</b>              | <b>\$0.00</b>                      | <b>\$0.00</b>               | <b>\$0.00</b>                      | <b>\$156,010.00</b> | <b>\$156,010.00</b>       | <b>0.00%</b> | <b>0.00%</b>  | <b>100.00%</b> |
| <b>2998 Fund Totals</b>                                       | <b>\$0.00</b>              | <b>\$0.00</b>                      | <b>\$0.00</b>               | <b>\$0.00</b>                      | <b>\$156,010.00</b> | <b>\$156,010.00</b>       |              |               |                |
| <b>CROWLEY'S RIDGE GRAVEL TRAIL TA</b>                        | <b>\$0.00</b>              | <b>\$0.00</b>                      | <b>\$0.00</b>               | <b>\$0.00</b>                      | <b>\$156,010.00</b> | <b>\$156,010.00</b>       | <b>0.00%</b> | <b>0.00%</b>  | <b>100.00%</b> |

| Description | Transfers<br>Appropriation | YTD Transfers<br>YTD Appropriation | Expenditures<br>Adj Expend. | YTD Expenditures<br>Adj YTD Expend | Original Budget | Balance<br>Actual Balance | %<br>Used | YTD %<br>Used | %<br>Left |
|-------------|----------------------------|------------------------------------|-----------------------------|------------------------------------|-----------------|---------------------------|-----------|---------------|-----------|
|-------------|----------------------------|------------------------------------|-----------------------------|------------------------------------|-----------------|---------------------------|-----------|---------------|-----------|

Month 3  
 Date Range 3/1/2026 - 3/31/2026  
 Fund Range 1000 - 6400  
 Dept Range 0001 - 9999 Item Range 0001 - 9999

### CRAIGHEAD COUNTY BUDGET DETAIL REPORT

4/3/2026 12:16:07 PM

Page 60

Pg Brk Dept N Only W/Budget Amt N Show Act Balance N  
 No % N Only W/Balances N No Adj Expenditures N  
 No Shade N Only W/Transactions N No Adj Budget Y

| Description   | Transfers<br>Appropriation | YTD Transfers<br>YTD Appropriation | Expenditures<br>Adj Expend. | YTD Expenditures<br>Adj YTD Expend | Original Budget                          | Balance<br>Actual Balance | %<br>Used    | YTD %<br>Used | %<br>Left      |
|---|----------------------------|------------------------------------|-----------------------------|------------------------------------|--|---------------------------|--------------|---------------|----------------|
| <b>Fund 3000 COUNTY TREASURER AUTOMATION FUND</b>             |                            |                                    | <b>Department</b>           | <b>0103</b>                        | <b>TREASURER (SPECIAL REV)(21-6-302)</b> |                           |              |               |                |
| <b>Group 01030100 - 01031999 PERSONAL SERVICES</b>            |                            |                                    |                             |                                    |  |                           |              |               |                |
| 3000- 01031001 SALARIES                                       | \$0.00                     | \$0.00                             | \$3,923.72                  | \$16,042.01                        | \$66,811.83                              | \$50,769.82               | 5.87%        | 24.01%        | 75.99%         |
| 3000- 01031002 1 DEPUTY TREASURER ( PT) LESS \$13 / £         | \$0.00                     | \$0.00                             | \$0.00                      | \$157.50                           | \$2,500.00                               | \$2,342.50                | 0.00%        | 6.30%         | 93.70%         |
| 3000- 01031006 SOCIAL SECURITY MATCH                          | \$0.00                     | \$0.00                             | \$546.96                    | \$1,288.29                         | \$5,302.35                               | \$4,014.06                | 10.32%       | 24.30%        | 75.70%         |
| 3000- 01031007 RETIREMENT MATCH                               | \$0.00                     | \$0.00                             | \$1,180.98                  | \$2,779.75                         | \$10,235.57                              | \$7,455.82                | 11.54%       | 27.16%        | 72.84%         |
| 3000- 01031009 HEALTH INSURANCE MATCH                         | -\$580.66                  | -\$1,741.98                        | \$0.00                      | \$0.00                             | \$6,970.52                               | \$5,228.54                | 8.33%        | 24.99%        | 75.01%         |
| 3000- 01031010 WORKMEN'S COMPENSATION                         | \$0.00                     | \$0.00                             | \$0.00                      | \$76.53                            | \$76.53                                  | \$0.00                    | 0.00%        | 100.00%       | 0.00%          |
| 3000- 01031011 UNEMPLOYMENT COMPENSATION                      | \$0.00                     | \$0.00                             | \$0.00                      | \$0.00                             | \$288.00                                 | \$288.00                  | 0.00%        | 0.00%         | 100.00%        |
| 3000- 01031012 OTHER FRINGE BENEFITS(INCL HLTH IN             | \$0.00                     | \$0.00                             | \$50.00                     | \$50.00                            | \$50.00                                  | \$0.00                    | 0.00%        | 100.00%       | 0.00%          |
| 3000- 01031016 LIFE INSURANCE                                 | \$0.00                     | \$0.00                             | \$4.44                      | \$6.66                             | \$100.00                                 | \$93.34                   | 4.44%        | 6.66%         | 93.34%         |
| 3000- 01031017 VACATION-PERSONAL TIME BUYBACK                 | \$0.00                     | \$0.00                             | \$0.00                      | \$0.00                             | \$10.00                                  | \$10.00                   | 0.00%        | 0.00%         | 100.00%        |
| 3000- 01031018 HEALTH INSURANCE REIMBURSEMENT                 | \$0.00                     | \$0.00                             | \$0.00                      | \$0.00                             | \$100.00                                 | \$100.00                  | 0.00%        | 0.00%         | 100.00%        |
| <b>103 1030100 1031999 Group Totals PERSONAL SERVICES</b>     | <b>-\$580.66</b>           | <b>-\$1,741.98</b>                 | <b>\$5,706.10</b>           | <b>\$20,400.74</b>                 | <b>\$92,444.80</b>                       | <b>\$70,302.08</b>        | <b>6.80%</b> | <b>23.95%</b> | <b>76.05%</b>  |
| <b>Group 01032000 - 01032999 SUPPLIES</b>                     |                            |                                    | <b>\$6,286.76</b>           | <b>\$22,142.72</b>                 |  | <b>\$70,302.08</b>        |              |               |                |
| 3000- 01032001 GENERAL OFFICE SUPPLIES                        | \$0.00                     | \$0.00                             | \$0.00                      | \$0.00                             | \$2,500.00                               | \$2,500.00                | 0.00%        | 0.00%         | 100.00%        |
| 3000- 01032002 SMALL EQUIPMENT                                | \$0.00                     | \$0.00                             | \$0.00                      | \$0.00                             | \$1,500.00                               | \$1,500.00                | 0.00%        | 0.00%         | 100.00%        |
| <b>103 1032000 1032999 Group Totals SUPPLIES</b>              | <b>\$0.00</b>              | <b>\$0.00</b>                      | <b>\$0.00</b>               | <b>\$0.00</b>                      | <b>\$4,000.00</b>                        | <b>\$4,000.00</b>         | <b>0.00%</b> | <b>0.00%</b>  | <b>100.00%</b> |
| <b>Group 01033000 - 01033999 OTHER SERVICES &amp; CHARGES</b> |                            |                                    |                             |                                    |  |                           |              |               |                |
| 3000- 01033020 TELEPHONE & FAX-LANDLINE                       | \$0.00                     | \$0.00                             | \$0.00                      | \$0.00                             | \$500.00                                 | \$500.00                  | 0.00%        | 0.00%         | 100.00%        |
| 3000- 01033021 POSTAGE  | \$0.00                     | \$0.00                             | \$0.00                      | \$0.00                             | \$1,500.00                               | \$1,500.00                | 0.00%        | 0.00%         | 100.00%        |
| 3000- 01033023 INTERNET CONNECTION                            | \$0.00                     | \$0.00                             | \$0.00                      | \$0.00                             | \$10.00                                  | \$10.00                   | 0.00%        | 0.00%         | 100.00%        |
| 3000- 01033030 TRAVEL   | \$0.00                     | \$0.00                             | \$0.00                      | \$0.00                             | \$1,000.00                               | \$1,000.00                | 0.00%        | 0.00%         | 100.00%        |
| 3000- 01033040 ADVERTISING & PUBLICATIONS                     | \$0.00                     | \$0.00                             | \$0.00                      | \$0.00                             | \$500.00                                 | \$500.00                  | 0.00%        | 0.00%         | 100.00%        |
| 3000- 01033090 DUES MEMBERSHIPS SUB                           | \$0.00                     | \$0.00                             | \$0.00                      | \$400.00                           | \$900.00                                 | \$500.00                  | 0.00%        | 44.44%        | 55.56%         |
| 3000- 01033094 MEALS & LODGING                                | \$0.00                     | \$0.00                             | \$253.00                    | \$272.46                           | \$2,200.00                               | \$1,927.54                | 11.50%       | 12.38%        | 87.62%         |

Month 3  
 Date Range 3/1/2026 - 3/31/2026  
 Fund Range 1000 - 6400  
 Dept Range 0001 - 9999 Item Range 0001 - 9999

**CRAIGHEAD COUNTY BUDGET DETAIL REPORT**

4/3/2026 12:16:07 PM

Page 61

Pg Brk Dept N Only W/Budget Amt N Show Act Balance N  
 No % N Only W/Balances N No Adj Expenditures N  
 No Shade N Only W/Transactions N No Adj Budget Y

| Description   | Transfers<br>Appropriation | YTD Transfers<br>YTD Appropriation | Expenditures<br>Adj Expend. | YTD Expenditures<br>Adj YTD Expend | Original Budget                          | Balance<br>Actual Balance | %<br>Used    | YTD %<br>Used | %<br>Left     |
|---|----------------------------|------------------------------------|-----------------------------|------------------------------------|--|---------------------------|--------------|---------------|---------------|
| <b>Fund 3000 COUNTY TREASURER AUTOMATION FUND</b>             |                            |                                    | <b>Department</b>           | <b>0103</b>                        | <b>TREASURER (SPECIAL REV)(21-6-302)</b> |                           |              |               |               |
| <b>Group 01033000 - 01033999 OTHER SERVICES &amp; CHARGES</b> |                            |                                    |                             |                                    |  |                           |              |               |               |
| 3000- 01033100  | \$0.00                     | \$0.00                             | \$0.00                      | \$0.00                             | \$10.00                                  | \$10.00                   |              |               |               |
| OTHER MISCELLANEOUS   | \$0.00                     | \$0.00                             | \$0.00                      | \$0.00                             | \$10.00                                  | \$10.00                   | 0.00%        | 0.00%         | 100.00%       |
| 3000- 01033101  | \$0.00                     | \$0.00                             | \$0.00                      | \$0.00                             | \$1,300.00                               | \$1,300.00                |              |               |               |
| TRAINING & EDUCATION  | \$0.00                     | \$0.00                             | \$0.00                      | \$0.00                             | \$1,300.00                               | \$1,300.00                | 0.00%        | 0.00%         | 100.00%       |
| 3000- 01033102  | \$0.00                     | \$0.00                             | \$12.27                     | \$12.27                            | \$1,450.00                               | \$1,437.73                |              |               |               |
| COMP SOFTWARE, SUPPORT/MAINT/REC                              | \$0.00                     | \$0.00                             | \$12.27                     | \$12.27                            | \$1,450.00                               | \$1,437.73                | 0.85%        | 0.85%         | 99.15%        |
| <b>103 1033000 1033999 Group Totals</b>                       | <b>\$0.00</b>              | <b>\$0.00</b>                      | <b>\$265.27</b>             | <b>\$684.73</b>                    | <b>\$9,370.00</b>                        | <b>\$8,685.27</b>         |              |               |               |
| <b>OTHER SERVICES &amp; CHARGES</b>                           | <b>\$0.00</b>              | <b>\$0.00</b>                      | <b>\$265.27</b>             | <b>\$684.73</b>                    |  | <b>\$8,685.27</b>         | <b>2.83%</b> | <b>7.31%</b>  | <b>92.69%</b> |
| <b>3000 0103 Department Totals</b>                            | <b>-\$580.66</b>           | <b>-\$1,741.98</b>                 | <b>\$5,971.37</b>           | <b>\$21,085.47</b>                 | <b>\$105,814.80</b>                      | <b>\$82,987.35</b>        |              |               |               |
| <b>TREASURER (SPECIAL REV)(21-6-302)</b>                      | <b>\$0.00</b>              | <b>\$0.00</b>                      | <b>\$6,552.03</b>           | <b>\$22,827.45</b>                 |  | <b>\$82,987.35</b>        | <b>6.19%</b> | <b>21.57%</b> | <b>78.43%</b> |
| <b>3000 Fund Totals</b>                                       | <b>-\$580.66</b>           | <b>-\$1,741.98</b>                 | <b>\$5,971.37</b>           | <b>\$21,085.47</b>                 | <b>\$105,814.80</b>                      | <b>\$82,987.35</b>        |              |               |               |
| <b>COUNTY TREASURER AUTOMATION F</b>                          | <b>\$0.00</b>              | <b>\$0.00</b>                      | <b>\$6,552.03</b>           | <b>\$22,827.45</b>                 |  | <b>\$82,987.35</b>        | <b>6.19%</b> | <b>21.57%</b> | <b>78.43%</b> |

Month 3  
 Date Range 3/1/2026 - 3/31/2026  
 Fund Range 1000 - 6400  
 Dept Range 0001 - 9999

**CRAIGHEAD COUNTY BUDGET DETAIL REPORT**

4/3/2026 12:16:07 PM

Page 62

Pg Brk Dept N Only W/Budget Amt N Show Act Balance N  
 No % N Only W/Balances N No Adj Expenditures N  
 No Shade N Only W/Transactions N No Adj Budget Y

| Description   | Transfers<br>Appropriation | YTD Transfers<br>YTD Appropriation | Expenditures<br>Adj Expend. | YTD Expenditures<br>Adj YTD Expend | Original Budget                                 | Balance<br>Actual Balance | %<br>Used    | YTD %<br>Used | %<br>Left     |
|---|----------------------------|------------------------------------|-----------------------------|------------------------------------|---|---------------------------|--------------|---------------|---------------|
| <b>Fund 3001 COUNTY COLLECTOR AUTOMATION FUND</b>             |                            |                                    | <b>Department</b>           | <b>0104</b>                        | <b>COUNTY COLLECTOR (SPECIAL REV)(21-6-305)</b> |                           |              |               |               |
| <b>Group 01040100 - 01041999 PERSONAL SERVICES</b>            |                            |                                    |                             |                                    |   |                           |              |               |               |
| 3001 - 01041001 SALARIES                                      | -\$376.88                  | -\$1,130.64                        | \$13,410.83                 | \$60,083.90                        | \$270,402.04                                    | \$209,187.50              |              |               |               |
|   | \$0.00                     | \$0.00                             | \$13,787.71                 | \$61,214.54                        |   | \$209,187.50              | 5.10%        | 22.64%        | 77.36%        |
| 3001 - 01041002 DEPUTY CLERK (PT) \$15 OR LESS/LESS           | \$0.00                     | \$0.00                             | \$0.00                      | \$0.00                             | \$14,400.00                                     | \$14,400.00               |              |               |               |
|   | \$0.00                     | \$0.00                             | \$0.00                      | \$0.00                             |   | \$14,400.00               | 0.00%        | 0.00%         | 100.00%       |
| 3001 - 01041006 SOCIAL SECURITY MATCH                         | \$0.00                     | \$0.00                             | \$2,997.30                  | \$5,987.00                         | \$21,787.36                                     | \$15,800.36               |              |               |               |
|   | \$0.00                     | \$0.00                             | \$2,997.30                  | \$5,987.00                         |   | \$15,800.36               | 13.76%       | 27.48%        | 72.52%        |
| 3001 - 01041007 RETIREMENT MATCH                              | \$0.00                     | \$0.00                             | \$4,084.41                  | \$10,338.81                        | \$41,425.59                                     | \$31,086.78               |              |               |               |
|   | \$0.00                     | \$0.00                             | \$4,084.41                  | \$10,338.81                        |   | \$31,086.78               | 9.86%        | 24.96%        | 75.04%        |
| 3001 - 01041009 HEALTH INSURANCE MATCH                        | \$0.00                     | -\$6,560.36                        | \$0.00                      | \$0.00                             | \$37,112.07                                     | \$30,551.71               |              |               |               |
|   | \$0.00                     | \$0.00                             | \$0.00                      | \$6,560.36                         |   | \$30,551.71               | 0.00%        | 17.68%        | 82.32%        |
| 3001 - 01041010 WORKMEN'S COMPENSATION                        | \$0.00                     | \$0.00                             | \$0.00                      | \$299.69                           | \$299.69  | \$0.00                    |              |               |               |
|   | \$0.00                     | \$0.00                             | \$0.00                      | \$299.69                           |   | \$0.00                    | 0.00%        | 100.00%       | 0.00%         |
| 3001 - 01041011 UNEMPLOYMENT COMPENSATION                     | \$0.00                     | \$0.00                             | \$0.00                      | \$0.00                             | \$1,440.00                                      | \$1,440.00                |              |               |               |
|   | \$0.00                     | \$0.00                             | \$0.00                      | \$0.00                             |   | \$1,440.00                | 0.00%        | 0.00%         | 100.00%       |
| 3001 - 01041012 OTHER FRINGE BENEFITS(INCL HLTH IN            | \$0.00                     | \$0.00                             | \$0.00                      | \$0.00                             | \$250.00  | \$250.00                  |              |               |               |
|   | \$0.00                     | \$0.00                             | \$0.00                      | \$0.00                             |   | \$250.00                  | 0.00%        | 0.00%         | 100.00%       |
| 3001 - 01041016 LIFE INSURANCE                                | \$0.00                     | \$0.00                             | \$17.76                     | \$28.09                            | \$100.00  | \$71.91                   |              |               |               |
|   | \$0.00                     | \$0.00                             | \$17.76                     | \$28.09                            |   | \$71.91                   | 17.76%       | 28.09%        | 71.91%        |
| 3001 - 01041017 VACATION-PERSONAL TIME BUYBACK                | \$0.00                     | \$0.00                             | \$13,744.79                 | \$13,744.79                        | \$1,000.00                                      | -\$12,744.79              |              |               |               |
|   | \$0.00                     | \$0.00                             | \$13,744.79                 | \$13,744.79                        |   | -\$12,744.79              | 0.00%        | 0.00%         | 0.00%         |
| 3001 - 01041018 HEALTH INSURANCE REIMBURSEMENT                | \$0.00                     | \$0.00                             | \$0.00                      | \$0.00                             | \$100.00  | \$100.00                  |              |               |               |
|   | \$0.00                     | \$0.00                             | \$0.00                      | \$0.00                             |   | \$100.00                  | 0.00%        | 0.00%         | 100.00%       |
| <b>104 1040100 1041999 Group Totals</b>                       | <b>-\$376.88</b>           | <b>-\$7,691.00</b>                 | <b>\$34,255.09</b>          | <b>\$90,482.28</b>                 | <b>\$388,316.75</b>                             | <b>\$290,143.47</b>       |              |               |               |
| <b>PERSONAL SERVICES</b>                                      | <b>\$0.00</b>              | <b>\$0.00</b>                      | <b>\$34,631.97</b>          | <b>\$98,173.28</b>                 |   | <b>\$290,143.47</b>       | <b>8.92%</b> | <b>25.28%</b> | <b>74.72%</b> |
| <b>Group 01042000 - 01042999 SUPPLIES</b>                     |                            |                                    |                             |                                    |   |                           |              |               |               |
| 3001 - 01042001 GENERAL OFFICE SUPPLIES                       | \$0.00                     | \$0.00                             | \$103.72                    | \$541.71                           | \$12,540.00                                     | \$11,998.29               |              |               |               |
|   | \$0.00                     | \$0.00                             | \$103.72                    | \$541.71                           |   | \$11,998.29               | 0.83%        | 4.32%         | 95.68%        |
| 3001 - 01042002 SMALL EQUIPMENT                               | \$0.00                     | \$0.00                             | \$0.00                      | \$0.00                             | \$10,500.00                                     | \$10,500.00               |              |               |               |
|   | \$0.00                     | \$0.00                             | \$0.00                      | \$0.00                             |   | \$10,500.00               | 0.00%        | 0.00%         | 100.00%       |
| <b>104 1042000 1042999 Group Totals</b>                       | <b>\$0.00</b>              | <b>\$0.00</b>                      | <b>\$103.72</b>             | <b>\$541.71</b>                    | <b>\$23,040.00</b>                              | <b>\$22,498.29</b>        |              |               |               |
| <b>SUPPLIES</b>   | <b>\$0.00</b>              | <b>\$0.00</b>                      | <b>\$103.72</b>             | <b>\$541.71</b>                    |   | <b>\$22,498.29</b>        | <b>0.45%</b> | <b>2.35%</b>  | <b>97.65%</b> |
| <b>Group 01043000 - 01043999 OTHER SERVICES &amp; CHARGES</b> |                            |                                    |                             |                                    |   |                           |              |               |               |
| 3001 - 01043002 MANAGEMENT CONSULTING                         | \$0.00                     | \$0.00                             | \$0.00                      | \$0.00                             | \$8,000.00                                      | \$8,000.00                |              |               |               |
|   | \$0.00                     | \$0.00                             | \$0.00                      | \$0.00                             |   | \$8,000.00                | 0.00%        | 0.00%         | 100.00%       |
| 3001 - 01043005 SPECIAL LEGAL                                 | \$0.00                     | \$0.00                             | \$0.00                      | \$0.00                             | \$10.00   | \$10.00                   |              |               |               |
|   | \$0.00                     | \$0.00                             | \$0.00                      | \$0.00                             |   | \$10.00                   | 0.00%        | 0.00%         | 100.00%       |
| 3001 - 01043009 OTHER PROFESSIONAL SERVICES(OUTS              | \$0.00                     | \$0.00                             | \$309.00                    | \$587.00                           | \$22,000.00                                     | \$21,413.00               |              |               |               |
|   | \$0.00                     | \$0.00                             | \$309.00                    | \$587.00                           |   | \$21,413.00               | 1.40%        | 2.67%         | 97.33%        |
| 3001 - 01043020 TELEPHONE & FAX -LANDLINE                     | \$0.00                     | \$0.00                             | \$0.00                      | \$0.00                             | \$10.00   | \$10.00                   |              |               |               |
|   | \$0.00                     | \$0.00                             | \$0.00                      | \$0.00                             |   | \$10.00                   | 0.00%        | 0.00%         | 100.00%       |
| 3001 - 01043023 INTERNET CONNECTION                           | \$0.00                     | \$0.00                             | \$0.00                      | \$0.00                             | \$10.00   | \$10.00                   |              |               |               |
|   | \$0.00                     | \$0.00                             | \$0.00                      | \$0.00                             |   | \$10.00                   | 0.00%        | 0.00%         | 100.00%       |
| 3001 - 01043090 DUES, MEMBERSHIPS, SUB                        | \$0.00                     | \$0.00                             | \$0.00                      | \$0.00                             | \$250.00  | \$250.00                  |              |               |               |
|   | \$0.00                     | \$0.00                             | \$0.00                      | \$0.00                             |   | \$250.00                  | 0.00%        | 0.00%         | 100.00%       |
| 3001 - 01043100 OTHER MISCELLANEOUS                           | \$0.00                     | \$0.00                             | \$0.00                      | \$0.00                             | \$10.00   | \$10.00                   |              |               |               |
|   | \$0.00                     | \$0.00                             | \$0.00                      | \$0.00                             |   | \$10.00                   | 0.00%        | 0.00%         | 100.00%       |

Month 3  
 Date Range 3/1/2026 - 3/31/2026  
 Fund Range 1000 - 6400  
 Dept Range 0001 - 9999 Item Range 0001 - 9999

**CRAIGHEAD COUNTY BUDGET DETAIL REPORT**

4/3/2026 12:16:07 PM

Page 63

Pg Brk Dept N Only W/Budget Amt N Show Act Balance N  
 No % N Only W/Balances N No Adj Expenditures N  
 No Shade N Only W/Transactions N No Adj Budget Y

| Description   | Transfers<br>Appropriation         | YTD Transfers<br>YTD Appropriation         | Expenditures<br>Adj Expend.         | YTD Expenditures<br>Adj YTD Expend         | Original Budget                                 | Balance<br>Actual Balance         | %<br>Used         | YTD %<br>Used         | %<br>Left         |
|---|------------------------------------|--|-------------------------------------|--|---|-----------------------------------|-------------------|-----------------------|-------------------|
| <b>Fund 3001 COUNTY COLLECTOR AUTOMATION FUND</b>             |                                    |  | <b>Department</b>                   | <b>0104</b>                                | <b>COUNTY COLLECTOR (SPECIAL REV)(21-6-305)</b> |                                   |                   |                       |                   |
| <b>Group 01043000 - 01043999 OTHER SERVICES &amp; CHARGES</b> |                                    |  |                                     |  |   |                                   |                   |                       |                   |
| 3001- 01043102  | \$0.00                             | \$0.00                                     | \$122.70                            | \$122.70                                   | \$50,000.00                                     | \$49,877.30                       |                   |                       |                   |
| COMP SOFTWARESUPPORT/MAINT/REC                                | \$0.00                             | \$0.00                                     | \$122.70                            | \$122.70                                   |   | \$49,877.30                       | 0.24%             | 0.24%                 | 99.76%            |
| <b>104 1043000 1043999 Group Totals</b>                       | <b>\$0.00</b>                      | <b>\$0.00</b>                              | <b>\$431.70</b>                     | <b>\$709.70</b>                            | <b>\$80,290.00</b>                              | <b>\$79,580.30</b>                |                   |                       |                   |
| <b>OTHER SERVICES &amp; CHARGES</b>                           | <b>\$0.00</b>                      | <b>\$0.00</b>                              | <b>\$431.70</b>                     | <b>\$709.70</b>                            |   | <b>\$79,580.30</b>                | <b>0.54%</b>      | <b>0.88%</b>          | <b>99.12%</b>     |
| <b>Group 01044000 - 01044999 CAPITAL OUTLAY</b>               |                                    |  |                                     |  |   |                                   |                   |                       |                   |
| 3001- 01044004  | \$0.00                             | \$0.00                                     | \$0.00                              | \$0.00                                     | \$12,000.00                                     | \$12,000.00                       |                   |                       |                   |
| MACHINERY AND EQUIPMENT                                       | \$0.00                             | \$0.00                                     | \$0.00                              | \$0.00                                     |   | \$12,000.00                       | 0.00%             | 0.00%                 | 100.00%           |
| <b>104 1044000 1044999 Group Totals</b>                       | <b>\$0.00</b>                      | <b>\$0.00</b>                              | <b>\$0.00</b>                       | <b>\$0.00</b>                              | <b>\$12,000.00</b>                              | <b>\$12,000.00</b>                |                   |                       |                   |
| <b>CAPITAL OUTLAY</b>   | <b>\$0.00</b>                      | <b>\$0.00</b>                              | <b>\$0.00</b>                       | <b>\$0.00</b>                              |   | <b>\$12,000.00</b>                | <b>0.00%</b>      | <b>0.00%</b>          | <b>100.00%</b>    |
| <b>3001 0104 Department Totals</b>                            | <b>-\$376.88</b>                   | <b>-\$7,691.00</b>                         | <b>\$34,790.51</b>                  | <b>\$91,733.69</b>                         | <b>\$503,646.75</b>                             | <b>\$404,222.06</b>               |                   |                       |                   |
| <b>COUNTY COLLECTOR (SPECIAL REV</b>                          | <b>\$0.00</b>                      | <b>\$0.00</b>                              | <b>\$35,167.39</b>                  | <b>\$99,424.69</b>                         |   | <b>\$404,222.06</b>               | <b>6.98%</b>      | <b>19.74%</b>         | <b>80.26%</b>     |
| <b>3001 Fund Totals</b>                                       | <b>-\$376.88</b>                   | <b>-\$7,691.00</b>                         | <b>\$34,790.51</b>                  | <b>\$91,733.69</b>                         | <b>\$503,646.75</b>                             | <b>\$404,222.06</b>               |                   |                       |                   |
| <b>COUNTY COLLECTOR AUTOMATION F</b>                          | <b>\$0.00</b>                      | <b>\$0.00</b>                              | <b>\$35,167.39</b>                  | <b>\$99,424.69</b>                         |   | <b>\$404,222.06</b>               | <b>6.98%</b>      | <b>19.74%</b>         | <b>80.26%</b>     |
| <b>Description</b>  | <b>Transfers<br/>Appropriation</b> | <b>YTD Transfers<br/>YTD Appropriation</b> | <b>Expenditures<br/>Adj Expend.</b> | <b>YTD Expenditures<br/>Adj YTD Expend</b> | <b>Original Budget</b>                          | <b>Balance<br/>Actual Balance</b> | <b>%<br/>Used</b> | <b>YTD %<br/>Used</b> | <b>%<br/>Left</b> |
| <b>Fund 3002 CIRCUIT COURT AUTOMATION (ACT1262) FUND</b>      |                                    |  | <b>Department</b>                   | <b>0422</b>                                | <b>CIRCUIT COURT (SPECIAL REV)(16-13-704)</b>   |                                   |                   |                       |                   |
| <b>Group 04222000 - 04222999 SUPPLIES</b>                     |                                    |  |                                     |  |   |                                   |                   |                       |                   |
| 3002- 04222001  | \$0.00                             | \$0.00                                     | \$0.00                              | \$0.00                                     | \$10,000.00                                     | \$10,000.00                       |                   |                       |                   |
| GENERAL OFFICE SUPPLIES                                       | \$0.00                             | \$0.00                                     | \$0.00                              | \$0.00                                     |   | \$10,000.00                       | 0.00%             | 0.00%                 | 100.00%           |
| 3002- 04222002  | \$0.00                             | \$0.00                                     | \$0.00                              | \$0.00                                     | \$15,000.00                                     | \$15,000.00                       |                   |                       |                   |
| SMALL EQUIPMENT   | \$0.00                             | \$0.00                                     | \$0.00                              | \$0.00                                     |   | \$15,000.00                       | 0.00%             | 0.00%                 | 100.00%           |
| <b>422 4222000 4222999 Group Totals</b>                       | <b>\$0.00</b>                      | <b>\$0.00</b>                              | <b>\$0.00</b>                       | <b>\$0.00</b>                              | <b>\$25,000.00</b>                              | <b>\$25,000.00</b>                |                   |                       |                   |
| <b>SUPPLIES</b>   | <b>\$0.00</b>                      | <b>\$0.00</b>                              | <b>\$0.00</b>                       | <b>\$0.00</b>                              |   | <b>\$25,000.00</b>                | <b>0.00%</b>      | <b>0.00%</b>          | <b>100.00%</b>    |
| <b>Group 04223000 - 04223999 OTHER SERVICES &amp; CHARGES</b> |                                    |  |                                     |  |   |                                   |                   |                       |                   |
| 3002- 04223009  | \$0.00                             | \$0.00                                     | \$0.00                              | \$0.00                                     | \$55,000.00                                     | \$55,000.00                       |                   |                       |                   |
| OTHER PROFESSIONAL SERVICES                                   | \$0.00                             | \$0.00                                     | \$0.00                              | \$0.00                                     |   | \$55,000.00                       | 0.00%             | 0.00%                 | 100.00%           |
| 3002- 04223020  | \$0.00                             | \$0.00                                     | \$0.00                              | \$0.00                                     | \$3,500.00                                      | \$3,500.00                        |                   |                       |                   |
| TELEPHONE & FAX-LANDLINE                                      | \$0.00                             | \$0.00                                     | \$0.00                              | \$0.00                                     |   | \$3,500.00                        | 0.00%             | 0.00%                 | 100.00%           |
| 3002- 04223022  | \$0.00                             | \$0.00                                     | \$0.00                              | \$0.00                                     | \$10.00   | \$10.00                           |                   |                       |                   |
| CELL PHONES & PAGERS  | \$0.00                             | \$0.00                                     | \$0.00                              | \$0.00                                     |   | \$10.00                           | 0.00%             | 0.00%                 | 100.00%           |
| 3002- 04223100  | \$0.00                             | \$0.00                                     | \$0.00                              | \$0.00                                     | \$1,000.00                                      | \$1,000.00                        |                   |                       |                   |
| OTHER MISCELLANEOUS   | \$0.00                             | \$0.00                                     | \$0.00                              | \$0.00                                     |   | \$1,000.00                        | 0.00%             | 0.00%                 | 100.00%           |
| 3002- 04223102  | \$0.00                             | \$0.00                                     | \$0.00                              | \$0.00                                     | \$10,000.00                                     | \$10,000.00                       |                   |                       |                   |
| COMP SOFTWARESUPPORT/MAINT/REC                                | \$0.00                             | \$0.00                                     | \$0.00                              | \$0.00                                     |   | \$10,000.00                       | 0.00%             | 0.00%                 | 100.00%           |
| <b>422 4223000 4223999 Group Totals</b>                       | <b>\$0.00</b>                      | <b>\$0.00</b>                              | <b>\$0.00</b>                       | <b>\$0.00</b>                              | <b>\$69,510.00</b>                              | <b>\$69,510.00</b>                |                   |                       |                   |
| <b>OTHER SERVICES &amp; CHARGES</b>                           | <b>\$0.00</b>                      | <b>\$0.00</b>                              | <b>\$0.00</b>                       | <b>\$0.00</b>                              |   | <b>\$69,510.00</b>                | <b>0.00%</b>      | <b>0.00%</b>          | <b>100.00%</b>    |
| <b>Group 04224000 - 04224999 CAPITAL OUTLAY</b>               |                                    |  |                                     |  |   |                                   |                   |                       |                   |
| 3002- 04224004  | \$0.00                             | \$0.00                                     | \$0.00                              | \$0.00                                     | \$5,000.00                                      | \$5,000.00                        |                   |                       |                   |
| MACHINERY AND EQUIPMENT                                       | \$0.00                             | \$0.00                                     | \$0.00                              | \$0.00                                     |   | \$5,000.00                        | 0.00%             | 0.00%                 | 100.00%           |
| <b>422 4224000 4224999 Group Totals</b>                       | <b>\$0.00</b>                      | <b>\$0.00</b>                              | <b>\$0.00</b>                       | <b>\$0.00</b>                              | <b>\$5,000.00</b>                               | <b>\$5,000.00</b>                 |                   |                       |                   |
| <b>CAPITAL OUTLAY</b>   | <b>\$0.00</b>                      | <b>\$0.00</b>                              | <b>\$0.00</b>                       | <b>\$0.00</b>                              |   | <b>\$5,000.00</b>                 | <b>0.00%</b>      | <b>0.00%</b>          | <b>100.00%</b>    |
| <b>3002 0422 Department Totals</b>                            | <b>\$0.00</b>                      | <b>\$0.00</b>                              | <b>\$0.00</b>                       | <b>\$0.00</b>                              | <b>\$99,510.00</b>                              | <b>\$99,510.00</b>                |                   |                       |                   |
| <b>CIRCUIT COURT (SPECIAL REV)(16-1</b>                       | <b>\$0.00</b>                      | <b>\$0.00</b>                              | <b>\$0.00</b>                       | <b>\$0.00</b>                              |   | <b>\$99,510.00</b>                | <b>0.00%</b>      | <b>0.00%</b>          | <b>100.00%</b>    |
| <b>3002 Fund Totals</b>                                       | <b>\$0.00</b>                      | <b>\$0.00</b>                              | <b>\$0.00</b>                       | <b>\$0.00</b>                              | <b>\$99,510.00</b>                              | <b>\$99,510.00</b>                |                   |                       |                   |
| <b>CIRCUIT COURT AUTOMATION (ACT12</b>                        | <b>\$0.00</b>                      | <b>\$0.00</b>                              | <b>\$0.00</b>                       | <b>\$0.00</b>                              |   | <b>\$99,510.00</b>                | <b>0.00%</b>      | <b>0.00%</b>          | <b>100.00%</b>    |

Month 3  
 Date Range 3/1/2026 - 3/31/2026  
 Fund Range 1000 - 6400  
 Dept Range 0001 - 9999

**CRAIGHEAD COUNTY BUDGET DETAIL REPORT**

4/3/2026 12:16:07 PM

Page 64

Pg Brk Dept N Only W/Budget Amt N Show Act Balance N  
 No % N Only W/Balances N No Adj Expenditures N  
 No Shade N Only W/Transactions N No Adj Budget Y

| Description                             | Transfers<br>Appropriation               | YTD Transfers<br>YTD Appropriation | Expenditures<br>Adj Expend. | YTD Expenditures<br>Adj YTD Expend | Original Budget                                | Balance<br>Actual Balance | %<br>Used    | YTD %<br>Used | %<br>Left      |
|---|--|------------------------------------|-----------------------------|------------------------------------|--|---------------------------|--------------|---------------|----------------|
| <b>Fund 3003</b>                        | <b>WD DISTRICT COURT AUTOMATION FUND</b> |                                    | <b>Department</b>           | <b>0409</b>                        | <b>DISTRICT COURT (SPECIAL REV)(16-13-704)</b> |                           |              |               |                |
| <b>Group 04092000 - 04092999</b>        | <b>SUPPLIES</b>                          |                                    |                             |                                    |  |                           |              |               |                |
| 3003- 04092001                          | \$0.00                                   | \$0.00                             | \$54.14                     | \$776.02                           | \$5,500.00                                     | \$4,723.98                |              |               |                |
| GENERAL OFFICE SUPPLIES                 | \$0.00                                   | \$0.00                             | \$54.14                     | \$776.02                           |  | \$4,723.98                | 0.98%        | 14.11%        | 85.89%         |
| 3003- 04092002                          | \$0.00                                   | \$0.00                             | \$0.00                      | \$2,892.63                         | \$52,000.00                                    | \$49,107.37               |              |               |                |
| SMALL EQUIPMENT                         | \$0.00                                   | \$0.00                             | \$0.00                      | \$2,892.63                         |  | \$49,107.37               | 0.00%        | 5.56%         | 94.44%         |
| <b>409 4092000 4092999 Group Totals</b> | <b>\$0.00</b>                            | <b>\$0.00</b>                      | <b>\$54.14</b>              | <b>\$3,668.65</b>                  | <b>\$57,500.00</b>                             | <b>\$53,831.35</b>        |              |               |                |
| <b>SUPPLIES</b>                         | <b>\$0.00</b>                            | <b>\$0.00</b>                      | <b>\$54.14</b>              | <b>\$3,668.65</b>                  |  | <b>\$53,831.35</b>        | <b>0.09%</b> | <b>6.38%</b>  | <b>93.62%</b>  |
| <b>Group 04093000 - 04093999</b>        | <b>OTHER SERVICES &amp; CHARGES</b>      |                                    |                             |                                    |  |                           |              |               |                |
| 3003- 04093009                          | \$0.00                                   | \$0.00                             | \$0.00                      | \$205.50                           | \$25,000.00                                    | \$24,794.50               |              |               |                |
| OTHER PROFESSIONAL SERVICES             | \$0.00                                   | \$0.00                             | \$0.00                      | \$205.50                           |  | \$24,794.50               | 0.00%        | 0.82%         | 99.18%         |
| 3003- 04093020                          | \$0.00                                   | \$0.00                             | \$40.28                     | \$689.96                           | \$4,000.00                                     | \$3,310.04                |              |               |                |
| TELEPHONE & FAX-LANDLINE                | \$0.00                                   | \$0.00                             | \$40.28                     | \$689.96                           |  | \$3,310.04                | 1.01%        | 17.25%        | 82.75%         |
| 3003- 04093023                          | \$0.00                                   | \$0.00                             | \$0.00                      | \$0.00                             | \$10.00  | \$10.00                   |              |               |                |
| INTERNET CONNECTION                     | \$0.00                                   | \$0.00                             | \$0.00                      | \$0.00                             |  | \$10.00                   | 0.00%        | 0.00%         | 100.00%        |
| 3003- 04093030                          | \$0.00                                   | \$0.00                             | \$138.32                    | \$276.64                           | \$1,000.00                                     | \$723.36                  |              |               |                |
| TRAVEL                                  | \$0.00                                   | \$0.00                             | \$138.32                    | \$276.64                           |  | \$723.36                  | 13.83%       | 27.66%        | 72.34%         |
| 3003- 04093073                          | \$0.00                                   | \$0.00                             | \$148.20                    | \$345.93                           | \$5,000.00                                     | \$4,654.07                |              |               |                |
| LEASE MACHINERY & EQUIP (INCL COPY      | \$0.00                                   | \$0.00                             | \$148.20                    | \$345.93                           |  | \$4,654.07                | 2.96%        | 6.92%         | 93.08%         |
| 3003- 04093094                          | \$0.00                                   | \$0.00                             | \$0.00                      | \$0.00                             | \$3,000.00                                     | \$3,000.00                |              |               |                |
| MEALS & LODGING                         | \$0.00                                   | \$0.00                             | \$0.00                      | \$0.00                             |  | \$3,000.00                | 0.00%        | 0.00%         | 100.00%        |
| 3003- 04093100                          | \$0.00                                   | \$0.00                             | \$0.00                      | \$0.00                             | \$2,000.00                                     | \$2,000.00                |              |               |                |
| OTHER MISCELLANEOUS                     | \$0.00                                   | \$0.00                             | \$0.00                      | \$0.00                             |  | \$2,000.00                | 0.00%        | 0.00%         | 100.00%        |
| 3003- 04093101                          | \$0.00                                   | \$0.00                             | \$0.00                      | \$0.00                             | \$1,000.00                                     | \$1,000.00                |              |               |                |
| TRAINING                                | \$0.00                                   | \$0.00                             | \$0.00                      | \$0.00                             |  | \$1,000.00                | 0.00%        | 0.00%         | 100.00%        |
| 3003- 04093102                          | \$0.00                                   | \$0.00                             | \$187.48                    | \$1,011.42                         | \$27,588.94                                    | \$26,577.52               |              |               |                |
| COMP SOFTWARESUPPORT/MAINT/REC          | \$0.00                                   | \$0.00                             | \$187.48                    | \$1,011.42                         |  | \$26,577.52               | 0.68%        | 3.67%         | 96.33%         |
| <b>409 4093000 4093999 Group Totals</b> | <b>\$0.00</b>                            | <b>\$0.00</b>                      | <b>\$514.28</b>             | <b>\$2,529.45</b>                  | <b>\$68,598.94</b>                             | <b>\$66,069.49</b>        |              |               |                |
| <b>OTHER SERVICES &amp; CHARGES</b>     | <b>\$0.00</b>                            | <b>\$0.00</b>                      | <b>\$514.28</b>             | <b>\$2,529.45</b>                  |  | <b>\$66,069.49</b>        | <b>0.75%</b> | <b>3.69%</b>  | <b>96.31%</b>  |
| <b>Group 04094000 - 04094999</b>        | <b>CAPITAL OUTLAY</b>                    |                                    |                             |                                    |  |                           |              |               |                |
| 3003- 04094004                          | \$0.00                                   | \$0.00                             | \$0.00                      | \$0.00                             | \$10.00  | \$10.00                   |              |               |                |
| MACHINERY AND EQUIPMENT                 | \$0.00                                   | \$0.00                             | \$0.00                      | \$0.00                             |  | \$10.00                   | 0.00%        | 0.00%         | 100.00%        |
| <b>409 4094000 4094999 Group Totals</b> | <b>\$0.00</b>                            | <b>\$0.00</b>                      | <b>\$0.00</b>               | <b>\$0.00</b>                      | <b>\$10.00</b>                                 | <b>\$10.00</b>            |              |               |                |
| <b>CAPITAL OUTLAY</b>                   | <b>\$0.00</b>                            | <b>\$0.00</b>                      | <b>\$0.00</b>               | <b>\$0.00</b>                      |  | <b>\$10.00</b>            | <b>0.00%</b> | <b>0.00%</b>  | <b>100.00%</b> |
| <b>3003 0409 Department Totals</b>      | <b>\$0.00</b>                            | <b>\$0.00</b>                      | <b>\$568.42</b>             | <b>\$6,198.10</b>                  | <b>\$126,108.94</b>                            | <b>\$119,910.84</b>       |              |               |                |
| <b>DISTRICT COURT (SPECIAL REV)(16-</b> | <b>\$0.00</b>                            | <b>\$0.00</b>                      | <b>\$568.42</b>             | <b>\$6,198.10</b>                  |  | <b>\$119,910.84</b>       | <b>0.45%</b> | <b>4.92%</b>  | <b>95.08%</b>  |
| <b>3003 Fund Totals</b>                 | <b>\$0.00</b>                            | <b>\$0.00</b>                      | <b>\$568.42</b>             | <b>\$6,198.10</b>                  | <b>\$126,108.94</b>                            | <b>\$119,910.84</b>       |              |               |                |
| <b>WD DISTRICT COURT AUTOMATION FL</b>  | <b>\$0.00</b>                            | <b>\$0.00</b>                      | <b>\$568.42</b>             | <b>\$6,198.10</b>                  |  | <b>\$119,910.84</b>       | <b>0.45%</b> | <b>4.92%</b>  | <b>95.08%</b>  |

Month 3  
 Date Range 3/1/2026 - 3/31/2026  
 Fund Range 1000 - 6400  
 Dept Range 0001 - 9999

### CRAIGHEAD COUNTY BUDGET DETAIL REPORT

4/3/2026 12:16:07 PM

Page 65

Pg Brk Dept N Only W/Budget Amt N Show Act Balance N  
 No % N Only W/Balances N No Adj Expenditures N  
 No Shade N Only W/Transactions N No Adj Budget Y

| Description  | Transfers<br>Appropriation | YTD Transfers<br>YTD Appropriation | Expenditures<br>Adj Expend. | YTD Expenditures<br>Adj YTD Expend | Original Budget     | Balance<br>Actual Balance | %<br>Used    | YTD %<br>Used | %<br>Left      |
|--|----------------------------|------------------------------------|-----------------------------|------------------------------------|---------------------|---------------------------|--------------|---------------|----------------|
| <b>Fund 3004 ASSESSORS AMENDMENT NO. 79 FUND</b>                         |                            |                                    |                             |                                    |                     |                           |              |               |                |
| <b>Group 01052000 - 01052999 SUPPLIES</b>                                |                            |                                    |                             |                                    |                     |                           |              |               |                |
| 3004- 01052001<br>GENERAL OFFICE SUPPLIES                                | \$0.00                     | \$0.00                             | \$0.00                      | \$0.00                             | \$500.00            | \$500.00                  | 0.00%        | 0.00%         | 100.00%        |
| 3004- 01052002<br>SMALL EQUIPMENT  | \$0.00                     | \$0.00                             | \$0.00                      | \$0.00                             | \$700.00            | \$700.00                  | 0.00%        | 0.00%         | 100.00%        |
| <b>105 1052000 1052999 Group Totals<br/>SUPPLIES</b>                     | <b>\$0.00</b>              | <b>\$0.00</b>                      | <b>\$0.00</b>               | <b>\$0.00</b>                      | <b>\$1,200.00</b>   | <b>\$1,200.00</b>         | <b>0.00%</b> | <b>0.00%</b>  | <b>100.00%</b> |
| <b>Group 01053000 - 01053999 OTHER SERVICES &amp; CHARGES</b>            |                            |                                    |                             |                                    |                     |                           |              |               |                |
| 3004- 01053009<br>OTHER PROFESSIONAL SERVICES                            | \$0.00                     | \$0.00                             | \$0.00                      | \$0.00                             | \$60,000.00         | \$60,000.00               | 0.00%        | 0.00%         | 100.00%        |
| 3004- 01053021<br>POSTAGE  | \$0.00                     | \$0.00                             | \$0.00                      | \$0.00                             | \$3,900.00          | \$3,900.00                | 0.00%        | 0.00%         | 100.00%        |
| 3004- 01053030<br>TRAVEL   | \$0.00                     | \$0.00                             | \$0.00                      | \$0.00                             | \$10.00             | \$10.00                   | 0.00%        | 0.00%         | 100.00%        |
| 3004- 01053040<br>ADVERTISING AND PUBLICATIONS                           | \$0.00                     | \$0.00                             | \$0.00                      | \$0.00                             | \$300.00            | \$300.00                  | 0.00%        | 0.00%         | 100.00%        |
| 3004- 01053090<br>DUES, MEMBERSHIPS, SUBSCRIPTIONS                       | \$0.00                     | \$0.00                             | \$30.00                     | \$30.00                            | \$90.00             | \$60.00                   | 33.33%       | 33.33%        | 66.67%         |
| 3004- 01053094<br>MEALS & LODGING  | \$0.00                     | \$0.00                             | \$0.00                      | \$0.00                             | \$4,000.00          | \$4,000.00                | 0.00%        | 0.00%         | 100.00%        |
| 3004- 01053100<br>OTHER MISCELLANEOUS                                    | \$0.00                     | \$0.00                             | \$0.00                      | \$0.00                             | \$10.00             | \$10.00                   | 0.00%        | 0.00%         | 100.00%        |
| 3004- 01053101<br>TRAINING & EDUCATION                                   | \$0.00                     | \$0.00                             | \$380.00                    | \$380.00                           | \$1,150.00          | \$770.00                  | 33.04%       | 33.04%        | 66.96%         |
| 3004- 01053102<br>COMP SOFTWARESUPPORT/MAINT/REC                         | \$0.00                     | \$0.00                             | \$0.00                      | \$10,000.00                        | \$72,100.00         | \$62,100.00               | 0.00%        | 13.87%        | 86.13%         |
| <b>105 1053000 1053999 Group Totals<br/>OTHER SERVICES &amp; CHARGES</b> | <b>\$0.00</b>              | <b>\$0.00</b>                      | <b>\$410.00</b>             | <b>\$10,410.00</b>                 | <b>\$141,560.00</b> | <b>\$131,150.00</b>       | <b>0.29%</b> | <b>7.35%</b>  | <b>92.65%</b>  |
| <b>Group 01054000 - 01054999 CAPITAL OUTLAY</b>                          |                            |                                    |                             |                                    |                     |                           |              |               |                |
| 3004- 01054004<br>MACHINERY AND EQUIPMENT                                | \$0.00                     | \$0.00                             | \$0.00                      | \$0.00                             | \$12,000.00         | \$12,000.00               | 0.00%        | 0.00%         | 100.00%        |
| <b>105 1054000 1054999 Group Totals<br/>CAPITAL OUTLAY</b>               | <b>\$0.00</b>              | <b>\$0.00</b>                      | <b>\$0.00</b>               | <b>\$0.00</b>                      | <b>\$12,000.00</b>  | <b>\$12,000.00</b>        | <b>0.00%</b> | <b>0.00%</b>  | <b>100.00%</b> |
| <b>3004 0105 Department Totals<br/>COUNTY ASSESSOR (SPECIAL REV)</b>     | <b>\$0.00</b>              | <b>\$0.00</b>                      | <b>\$410.00</b>             | <b>\$10,410.00</b>                 | <b>\$154,760.00</b> | <b>\$144,350.00</b>       | <b>0.27%</b> | <b>6.73%</b>  | <b>93.27%</b>  |
| <b>3004 Fund Totals<br/>ASSESSORS AMENDMENT NO. 79 FUN</b>               | <b>\$0.00</b>              | <b>\$0.00</b>                      | <b>\$410.00</b>             | <b>\$10,410.00</b>                 | <b>\$154,760.00</b> | <b>\$144,350.00</b>       | <b>0.27%</b> | <b>6.73%</b>  | <b>93.27%</b>  |

Month 3  
 Date Range 3/1/2026 - 3/31/2026  
 Fund Range 1000 - 6400  
 Dept Range 0001 - 9999 Item Range 0001 - 9999

**CRAIGHEAD COUNTY BUDGET DETAIL REPORT**

4/3/2026 12:16:07 PM

Page 66

Pg Brk Dept N Only W/Budget Amt N Show Act Balance N  
 No % N Only W/Balances N No Adj Expenditures N  
 No Shade N Only W/Transactions N No Adj Budget Y

| Description   | Transfers<br>Appropriation | YTD Transfers<br>YTD Appropriation | Expenditures<br>Adj Expend. | YTD Expenditures<br>Adj YTD Expend | Original Budget    | Balance<br>Actual Balance | %<br>Used    | YTD %<br>Used  | %<br>Left      |
|---|----------------------------|------------------------------------|-----------------------------|------------------------------------|--------------------|---------------------------|--------------|----------------|----------------|
| <b>Fund 3005 COUNTY CLERK COST FUND</b>                       |                            |                                    |                             |                                    |                    |                           |              |                |                |
| <b>Group 01012000 - 01012999 SUPPLIES</b>                     |                            |                                    |                             |                                    |                    |                           |              |                |                |
| 3005- 01012001  | \$0.00                     | \$0.00                             | \$0.00                      | \$27,994.30                        | \$20,000.00        | -\$7,994.30               |              |                |                |
| GENERAL OFFICE SUPPLIES                                       | \$0.00                     | \$0.00                             | \$0.00                      | \$27,994.30                        |                    | -\$7,994.30               | 0.00%        | 0.00%          | 0.00%          |
| 3005- 01012002  | \$0.00                     | \$0.00                             | \$0.00                      | \$0.00                             | \$10.00            | \$10.00                   |              |                |                |
| SMALL EQUIPMENT   | \$0.00                     | \$0.00                             | \$0.00                      | \$0.00                             | \$10.00            | \$10.00                   | 0.00%        | 0.00%          | 100.00%        |
| <b>101 1012000 1012999 Group Totals</b>                       | <b>\$0.00</b>              | <b>\$0.00</b>                      | <b>\$0.00</b>               | <b>\$27,994.30</b>                 | <b>\$20,010.00</b> | <b>-\$7,984.30</b>        |              |                |                |
| <b>SUPPLIES</b>   | <b>\$0.00</b>              | <b>\$0.00</b>                      | <b>\$0.00</b>               | <b>\$27,994.30</b>                 |                    | <b>-\$7,984.30</b>        | <b>0.00%</b> | <b>139.90%</b> | <b>-39.90%</b> |
| <b>Group 01013000 - 01013999 OTHER SERVICES &amp; CHARGES</b> |                            |                                    |                             |                                    |                    |                           |              |                |                |
| 3005- 01013002  | \$0.00                     | \$0.00                             | \$0.00                      | \$0.00                             | \$10.00            | \$10.00                   |              |                |                |
| MANAGEMENT CONSULTING   | \$0.00                     | \$0.00                             | \$0.00                      | \$0.00                             | \$0.00             | \$10.00                   | 0.00%        | 0.00%          | 100.00%        |
| 3005- 01013009  | \$0.00                     | \$0.00                             | \$0.00                      | \$0.00                             | \$1,000.00         | \$1,000.00                |              |                |                |
| OTHER PROFESSIONAL SERVICES                                   | \$0.00                     | \$0.00                             | \$0.00                      | \$0.00                             | \$1,000.00         | \$1,000.00                | 0.00%        | 0.00%          | 100.00%        |
| 3005- 01013021  | \$0.00                     | \$0.00                             | \$6.71                      | \$17,128.31                        | \$16,500.00        | -\$628.31                 |              |                |                |
| POSTAGE   | \$0.00                     | \$0.00                             | \$6.71                      | \$17,128.31                        |                    | -\$628.31                 | 0.04%        | 0.00%          | 0.00%          |
| 3005- 01013030  | \$0.00                     | \$0.00                             | \$0.00                      | \$0.00                             | \$3,200.00         | \$3,200.00                |              |                |                |
| TRAVEL  | \$0.00                     | \$0.00                             | \$0.00                      | \$0.00                             | \$3,200.00         | \$3,200.00                | 0.00%        | 0.00%          | 100.00%        |
| 3005- 01013040  | \$0.00                     | \$0.00                             | \$0.00                      | \$0.00                             | \$10.00            | \$10.00                   |              |                |                |
| ADVERTISING & PUBLICATIONS                                    | \$0.00                     | \$0.00                             | \$0.00                      | \$0.00                             | \$10.00            | \$10.00                   | 0.00%        | 0.00%          | 100.00%        |
| 3005- 01013054  | \$0.00                     | \$0.00                             | \$0.00                      | \$0.00                             | \$10.00            | \$10.00                   |              |                |                |
| OTHER SUNDRY INSURANCE  | \$0.00                     | \$0.00                             | \$0.00                      | \$0.00                             | \$10.00            | \$10.00                   | 0.00%        | 0.00%          | 100.00%        |
| 3005- 01013073  | \$0.00                     | \$0.00                             | \$337.30                    | \$1,010.50                         | \$3,200.00         | \$2,189.50                |              |                |                |
| LEASE MACHINERY & EQUIP (INC COPY I                           | \$0.00                     | \$0.00                             | \$337.30                    | \$1,010.50                         |                    | \$2,189.50                | 10.54%       | 31.58%         | 68.42%         |
| 3005- 01013094  | \$0.00                     | \$0.00                             | \$0.00                      | \$0.00                             | \$3,500.00         | \$3,500.00                |              |                |                |
| MEALS & LODGING   | \$0.00                     | \$0.00                             | \$0.00                      | \$0.00                             | \$3,500.00         | \$3,500.00                | 0.00%        | 0.00%          | 100.00%        |
| 3005- 01013100  | \$0.00                     | \$0.00                             | \$0.00                      | \$0.00                             | \$10.00            | \$10.00                   |              |                |                |
| OTHER MISCELLANEOUS   | \$0.00                     | \$0.00                             | \$0.00                      | \$0.00                             | \$10.00            | \$10.00                   | 0.00%        | 0.00%          | 100.00%        |
| 3005- 01013101  | \$0.00                     | \$0.00                             | \$0.00                      | \$0.00                             | \$750.00           | \$750.00                  |              |                |                |
| TRAINING & EDUCATION  | \$0.00                     | \$0.00                             | \$0.00                      | \$0.00                             | \$750.00           | \$750.00                  | 0.00%        | 0.00%          | 100.00%        |
| 3005- 01013102  | \$0.00                     | \$0.00                             | \$0.00                      | \$0.00                             | \$23,000.00        | \$23,000.00               |              |                |                |
| COMP SOFTWARESUPPORT/MAINT/REC                                | \$0.00                     | \$0.00                             | \$0.00                      | \$0.00                             | \$23,000.00        | \$23,000.00               | 0.00%        | 0.00%          | 100.00%        |
| <b>101 1013000 1013999 Group Totals</b>                       | <b>\$0.00</b>              | <b>\$0.00</b>                      | <b>\$344.01</b>             | <b>\$18,138.81</b>                 | <b>\$51,190.00</b> | <b>\$33,051.19</b>        |              |                |                |
| <b>OTHER SERVICES &amp; CHARGES</b>                           | <b>\$0.00</b>              | <b>\$0.00</b>                      | <b>\$344.01</b>             | <b>\$18,138.81</b>                 |                    | <b>\$33,051.19</b>        | <b>0.67%</b> | <b>35.43%</b>  | <b>64.57%</b>  |
| <b>3005 0101 Department Totals</b>                            | <b>\$0.00</b>              | <b>\$0.00</b>                      | <b>\$344.01</b>             | <b>\$46,133.11</b>                 | <b>\$71,200.00</b> | <b>\$25,066.89</b>        |              |                |                |
| <b>COUNTY CLERK (SPECIAL REV)(21-6</b>                        | <b>\$0.00</b>              | <b>\$0.00</b>                      | <b>\$344.01</b>             | <b>\$46,133.11</b>                 |                    | <b>\$25,066.89</b>        | <b>0.48%</b> | <b>64.79%</b>  | <b>35.21%</b>  |
| <b>3005 Fund Totals</b>                                       | <b>\$0.00</b>              | <b>\$0.00</b>                      | <b>\$344.01</b>             | <b>\$46,133.11</b>                 | <b>\$71,200.00</b> | <b>\$25,066.89</b>        |              |                |                |
| <b>COUNTY CLERK COST FUND</b>                                 | <b>\$0.00</b>              | <b>\$0.00</b>                      | <b>\$344.01</b>             | <b>\$46,133.11</b>                 |                    | <b>\$25,066.89</b>        | <b>0.48%</b> | <b>64.79%</b>  | <b>35.21%</b>  |

| Description | Transfers<br>Appropriation | YTD Transfers<br>YTD Appropriation | Expenditures<br>Adj Expend. | YTD Expenditures<br>Adj YTD Expend | Original Budget | Balance<br>Actual Balance | %<br>Used | YTD %<br>Used | %<br>Left |
|-------------|----------------------------|------------------------------------|-----------------------------|------------------------------------|-----------------|---------------------------|-----------|---------------|-----------|
|-------------|----------------------------|------------------------------------|-----------------------------|------------------------------------|-----------------|---------------------------|-----------|---------------|-----------|

Month 3  
 Date Range 3/1/2026 - 3/31/2026  
 Fund Range 1000 - 6400  
 Dept Range 0001 - 9999 Item Range 0001 - 9999

**CRAIGHEAD COUNTY BUDGET DETAIL REPORT**

4/3/2026 12:16:07 PM

Page 67

Pg Brk Dept N Only W/Budget Amt N Show Act Balance N  
 No % N Only W/Balances N No Adj Expenditures N  
 No Shade N Only W/Transactions N No Adj Budget Y

| Description   | Transfers<br>Appropriation | YTD Transfers<br>YTD Appropriation | Expenditures<br>Adj Expend. | YTD Expenditures<br>Adj YTD Expend | Original Budget                              | Balance<br>Actual Balance | %<br>Used    | YTD %<br>Used | %<br>Left     |
|---|----------------------------|------------------------------------|-----------------------------|------------------------------------|--|---------------------------|--------------|---------------|---------------|
| <b>Fund 3006 CIRCUIT CLERK RECORDER COST FUND</b>             |                            |                                    | <b>Department</b>           | <b>0102</b>                        | <b>CIRCUIT CLERK (SPECIAL REV)(21-6-306)</b> |                           |              |               |               |
| <b>Group 01020100 - 01021999 PERSONAL SERVICES</b>            |                            |                                    |                             |                                    |  |                           |              |               |               |
| 3006- 01021001 SALARIES                                       | <b>-\$572.86</b>           | \$19,139.54                        | \$29,484.07                 | \$128,396.86                       | \$508,975.53                                 | \$399,718.21              | 5.90%        | 21.47%        | 78.53%        |
|   | \$0.00                     | \$0.00                             | \$30,056.93                 | \$109,257.32                       |  | \$399,718.21              |              |               |               |
| 3006- 01021002 DEPUTY CLERK (PT)(LESS THAN 80 HRS/            | \$0.00                     | \$0.00                             | \$246.43                    | \$2,745.30                         | \$25,000.00                                  | \$22,254.70               | 0.99%        | 10.98%        | 89.02%        |
|   | \$0.00                     | \$0.00                             | \$246.43                    | \$2,745.30                         |  | \$22,254.70               |              |               |               |
| 3006- 01021006 SOCIAL SECURITY MATCH                          | \$0.00                     | \$1,578.38                         | \$4,244.08                  | \$10,699.94                        | \$40,849.13                                  | \$31,727.57               | 10.39%       | 22.33%        | 77.67%        |
|   | \$0.00                     | \$0.00                             | \$4,244.08                  | \$9,121.56                         |  | \$31,727.57               |              |               |               |
| 3006- 01021007 RETIREMENT MATCH                               | \$0.00                     | \$3,602.32                         | \$8,699.08                  | \$22,163.03                        | \$77,975.05                                  | \$59,414.34               | 11.16%       | 23.80%        | 76.20%        |
|   | \$0.00                     | \$0.00                             | \$8,699.08                  | \$18,560.71                        |  | \$59,414.34               |              |               |               |
| 3006- 01021009 HEALTH INSURANCE MATCH                         | <b>-\$5,218.14</b>         | <b>-\$13,331.78</b>                | \$0.00                      | \$0.00                             | \$73,139.58                                  | \$59,807.80               | 7.13%        | 18.23%        | 81.77%        |
|   | \$0.00                     | \$0.00                             | \$5,218.14                  | \$13,331.78                        |  | \$59,807.80               |              |               |               |
| 3006- 01021010 WORKMEN'S COMPENSATION                         | \$0.00                     | \$0.00                             | \$0.00                      | \$539.43                           | \$539.43                                     | \$0.00                    | 0.00%        | 100.00%       | 0.00%         |
|   | \$0.00                     | \$0.00                             | \$0.00                      | \$539.43                           |  | \$0.00                    |              |               |               |
| 3006- 01021011 UNEMPLOYMENT COMPENSATION                      | \$0.00                     | \$0.00                             | \$0.00                      | \$0.00                             | \$2,880.00                                   | \$2,880.00                | 0.00%        | 0.00%         | 100.00%       |
|   | \$0.00                     | \$0.00                             | \$0.00                      | \$0.00                             |  | \$2,880.00                |              |               |               |
| 3006- 01021012 OTHER FRINGE BENEFITS(INCL HLTH IN             | \$0.00                     | \$0.00                             | \$0.00                      | \$0.00                             | \$800.00                                     | \$800.00                  | 0.00%        | 0.00%         | 100.00%       |
|   | \$0.00                     | \$0.00                             | \$0.00                      | \$0.00                             |  | \$800.00                  |              |               |               |
| 3006- 01021016 LIFE INSURANCE                                 | \$0.00                     | \$0.00                             | \$34.66                     | \$51.99                            | \$100.00                                     | \$48.01                   | 34.66%       | 51.99%        | 48.01%        |
|   | \$0.00                     | \$0.00                             | \$34.66                     | \$51.99                            |  | \$48.01                   |              |               |               |
| 3006- 01021017 VACATION-PERSONAL TIME BUYBACK                 | \$0.00                     | \$0.00                             | \$0.00                      | \$1.47                             | \$3,000.00                                   | \$2,998.53                | 0.00%        | 0.05%         | 99.95%        |
|   | \$0.00                     | \$0.00                             | \$0.00                      | \$1.47                             |  | \$2,998.53                |              |               |               |
| 3006- 01021018 HEALTH INSURANCE REIMBURSEMENT                 | \$0.00                     | \$0.00                             | \$0.00                      | \$0.00                             | \$4,449.00                                   | \$4,449.00                | 0.00%        | 0.00%         | 100.00%       |
|   | \$0.00                     | \$0.00                             | \$0.00                      | \$0.00                             |  | \$4,449.00                |              |               |               |
| <b>102 1020100 1021999 Group Totals PERSONAL SERVICES</b>     | <b>-\$5,791.00</b>         | <b>\$10,988.46</b>                 | <b>\$42,708.32</b>          | <b>\$164,598.02</b>                | <b>\$737,707.72</b>                          | <b>\$584,098.16</b>       | <b>6.57%</b> | <b>20.82%</b> | <b>79.18%</b> |
|   | <b>\$0.00</b>              | <b>\$0.00</b>                      | <b>\$48,499.32</b>          | <b>\$153,609.56</b>                |  | <b>\$584,098.16</b>       |              |               |               |
| <b>Group 01022000 - 01022999 SUPPLIES</b>                     |                            |                                    |                             |                                    |  |                           |              |               |               |
| 3006- 01022001 GENERAL OFFICE SUPPLIES                        | \$0.00                     | \$0.00                             | \$74.62                     | \$922.40                           | \$10,000.00                                  | \$9,077.60                | 0.75%        | 9.22%         | 90.78%        |
|   | \$0.00                     | \$0.00                             | \$74.62                     | \$922.40                           |  | \$9,077.60                |              |               |               |
| 3006- 01022002 SMALL EQUIPMENT                                | \$0.00                     | \$0.00                             | \$42.30                     | \$73.75                            | \$43,000.00                                  | \$42,926.25               | 0.10%        | 0.17%         | 99.83%        |
|   | \$0.00                     | \$0.00                             | \$42.30                     | \$73.75                            |  | \$42,926.25               |              |               |               |
| <b>102 1022000 1022999 Group Totals SUPPLIES</b>              | <b>\$0.00</b>              | <b>\$0.00</b>                      | <b>\$116.92</b>             | <b>\$996.15</b>                    | <b>\$53,000.00</b>                           | <b>\$52,003.85</b>        | <b>0.22%</b> | <b>1.88%</b>  | <b>98.12%</b> |
|   | <b>\$0.00</b>              | <b>\$0.00</b>                      | <b>\$116.92</b>             | <b>\$996.15</b>                    |  | <b>\$52,003.85</b>        |              |               |               |
| <b>Group 01023000 - 01023999 OTHER SERVICES &amp; CHARGES</b> |                            |                                    |                             |                                    |  |                           |              |               |               |
| 3006- 01023002 MANAGEMENT CONSULTING                          | \$0.00                     | \$0.00                             | \$0.00                      | \$0.00                             | \$10.00                                      | \$10.00                   | 0.00%        | 0.00%         | 100.00%       |
|   | \$0.00                     | \$0.00                             | \$0.00                      | \$0.00                             |  | \$10.00                   |              |               |               |
| 3006- 01023005 SPECIAL LEGAL                                  | \$0.00                     | \$0.00                             | \$0.00                      | \$0.00                             | \$10.00                                      | \$10.00                   | 0.00%        | 0.00%         | 100.00%       |
|   | \$0.00                     | \$0.00                             | \$0.00                      | \$0.00                             |  | \$10.00                   |              |               |               |
| 3006- 01023009 OTHER PROFESSIONAL SERVICES(COMI               | \$0.00                     | \$0.00                             | \$0.00                      | \$0.00                             | \$10.00                                      | \$10.00                   | 0.00%        | 0.00%         | 100.00%       |
|   | \$0.00                     | \$0.00                             | \$0.00                      | \$0.00                             |  | \$10.00                   |              |               |               |
| 3006- 01023020 TELEPHONE & FAX-LANDLINE                       | \$0.00                     | \$0.00                             | \$48.33                     | \$110.43                           | \$3,500.00                                   | \$3,389.57                | 1.38%        | 3.16%         | 96.84%        |
|   | \$0.00                     | \$0.00                             | \$48.33                     | \$110.43                           |  | \$3,389.57                |              |               |               |
| 3006- 01023021 POSTAGE  | \$0.00                     | \$0.00                             | \$59.30                     | \$4,032.34                         | \$5,000.00                                   | \$967.66                  | 1.19%        | 80.65%        | 19.35%        |
|   | \$0.00                     | \$0.00                             | \$59.30                     | \$4,032.34                         |  | \$967.66                  |              |               |               |
| 3006- 01023023 INTERNET CONNECTION (MIFI)                     | \$0.00                     | \$0.00                             | \$0.00                      | \$0.00                             | \$10.00                                      | \$10.00                   | 0.00%        | 0.00%         | 100.00%       |
|   | \$0.00                     | \$0.00                             | \$0.00                      | \$0.00                             |  | \$10.00                   |              |               |               |
| 3006- 01023030 TRAVEL   | \$0.00                     | \$0.00                             | \$0.00                      | \$0.00                             | \$1,000.00                                   | \$1,000.00                | 0.00%        | 0.00%         | 100.00%       |
|   | \$0.00                     | \$0.00                             | \$0.00                      | \$0.00                             |  | \$1,000.00                |              |               |               |

Month 3  
 Date Range 3/1/2026 - 3/31/2026  
 Fund Range 1000 - 6400  
 Dept Range 0001 - 9999 Item Range 0001 - 9999

### CRAIGHEAD COUNTY BUDGET DETAIL REPORT

4/3/2026 12:16:07 PM

Page 68

Pg Brk Dept N Only W/Budget Amt N Show Act Balance N  
 No % N Only W/Balances N No Adj Expenditures N  
 No Shade N Only W/Transactions N No Adj Budget Y

| Description                             |  | Transfers<br>Appropriation | YTD Transfers<br>YTD Appropriation | Expenditures<br>Adj Expend. | YTD Expenditures<br>Adj YTD Expend | Original Budget                              | Balance<br>Actual Balance | %<br>Used    | YTD %<br>Used | %<br>Left      |
|---|--|----------------------------|------------------------------------|-----------------------------|------------------------------------|--|---------------------------|--------------|---------------|----------------|
| <b>Fund 3006</b>                        | <b>CIRCUIT CLERK RECORDER COST FUND</b>        |                            |                                    | <b>Department</b>           | <b>0102</b>                        | <b>CIRCUIT CLERK (SPECIAL REV)(21-6-306)</b> |                           |              |               |                |
| <b>Group</b>                            | <b>01023000 - 01023999</b>                     |                            |                                    |                             |                                    |  |                           |              |               |                |
|   | <b>OTHER SERVICES &amp; CHARGES</b>            |                            |                                    |                             |                                    |  |                           |              |               |                |
| 3006- 01023040                          |  | \$0.00                     | \$0.00                             | \$0.00                      | \$0.00                             | \$10.00                                      | \$10.00                   |              |               |                |
| ADVERTISING & PUBLICATIONS              |  | \$0.00                     | \$0.00                             | \$0.00                      | \$0.00                             | \$10.00                                      | \$10.00                   | 0.00%        | 0.00%         | 100.00%        |
| 3006- 01023052                          |  | \$0.00                     | \$0.00                             | \$0.00                      | \$5,368.68                         | \$5,368.68                                   | \$0.00                    |              |               |                |
| FIRE & EXTENDED COVERAGE                |  | \$0.00                     | \$0.00                             | \$0.00                      | \$5,368.68                         | \$0.00                                       | \$0.00                    | 0.00%        | 100.00%       | 0.00%          |
| 3006- 01023055                          |  | \$0.00                     | \$0.00                             | \$0.00                      | \$3,674.92                         | \$36,674.92                                  | \$33,000.00               |              |               |                |
| GENERAL LIABILITY E.O.                  |  | \$0.00                     | \$0.00                             | \$0.00                      | \$3,674.92                         | \$33,000.00                                  | \$33,000.00               | 0.00%        | 10.02%        | 89.98%         |
| 3006- 01023060                          |  | \$0.00                     | \$0.00                             | \$350.11                    | \$872.77                           | \$5,095.00                                   | \$4,222.23                |              |               |                |
| UTILITIES - ELECTRICITY                 |  | \$0.00                     | \$0.00                             | \$350.11                    | \$872.77                           | \$4,222.23                                   | \$4,222.23                | 6.87%        | 17.13%        | 82.87%         |
| 3006- 01023061                          |  | \$0.00                     | \$0.00                             | \$231.74                    | \$647.00                           | \$2,225.00                                   | \$1,578.00                |              |               |                |
| UTILITIES - GAS                         |  | \$0.00                     | \$0.00                             | \$231.74                    | \$647.00                           | \$1,578.00                                   | \$1,578.00                | 10.42%       | 29.08%        | 70.92%         |
| 3006- 01023073                          |  | \$0.00                     | \$0.00                             | \$632.29                    | \$1,690.26                         | \$10,000.00                                  | \$8,309.74                |              |               |                |
| LEASE MACHINERY & EQUIP(INCL COPY       |  | \$0.00                     | \$0.00                             | \$632.29                    | \$1,690.26                         | \$8,309.74                                   | \$8,309.74                | 6.32%        | 16.90%        | 83.10%         |
| 3006- 01023090                          |  | \$0.00                     | \$0.00                             | \$0.00                      | \$0.00                             | \$10.00                                      | \$10.00                   |              |               |                |
| DUES. MEMBERSHIP, SUB                   |  | \$0.00                     | \$0.00                             | \$0.00                      | \$0.00                             | \$10.00                                      | \$10.00                   | 0.00%        | 0.00%         | 100.00%        |
| 3006- 01023094                          |  | \$0.00                     | \$0.00                             | \$0.00                      | \$0.00                             | \$3,000.00                                   | \$3,000.00                |              |               |                |
| MEALS & LODGING                         |  | \$0.00                     | \$0.00                             | \$0.00                      | \$0.00                             | \$3,000.00                                   | \$3,000.00                | 0.00%        | 0.00%         | 100.00%        |
| 3006- 01023100                          |  | \$0.00                     | \$0.00                             | \$50.00                     | \$50.00                            | \$10.00                                      | -\$40.00                  |              |               |                |
| OTHER MISCELLANEOUS                     |  | \$0.00                     | \$0.00                             | \$50.00                     | \$50.00                            | -\$40.00                                     | -\$40.00                  | 0.00%        | 0.00%         | 0.00%          |
| 3006- 01023101                          |  | \$0.00                     | \$0.00                             | \$0.00                      | \$700.00                           | \$1,000.00                                   | \$300.00                  |              |               |                |
| TRAINING & EDUCATION                    |  | \$0.00                     | \$0.00                             | \$0.00                      | \$700.00                           | \$300.00                                     | \$300.00                  | 0.00%        | 70.00%        | 30.00%         |
| 3006- 01023102                          |  | \$0.00                     | \$0.00                             | \$2,488.55                  | \$9,681.55                         | \$95,862.98                                  | \$86,181.43               |              |               |                |
| COMP SOFTWARESUPPORT/MAINT/REC          |  | \$0.00                     | \$0.00                             | \$2,488.55                  | \$9,681.55                         | \$86,181.43                                  | \$86,181.43               | 2.60%        | 10.10%        | 89.90%         |
| <b>102 1023000 1023999 Group Totals</b> |  | <b>\$0.00</b>              | <b>\$0.00</b>                      | <b>\$3,860.32</b>           | <b>\$26,827.95</b>                 | <b>\$168,796.58</b>                          | <b>\$141,968.63</b>       |              |               |                |
| <b>OTHER SERVICES &amp; CHARGES</b>     |  | <b>\$0.00</b>              | <b>\$0.00</b>                      | <b>\$3,860.32</b>           | <b>\$26,827.95</b>                 | <b>\$141,968.63</b>                          | <b>\$141,968.63</b>       | <b>2.29%</b> | <b>15.89%</b> | <b>84.11%</b>  |
| <b>Group</b>                            | <b>01024000 - 01024999</b>                     |                            |                                    |                             |                                    |  |                           |              |               |                |
|   | <b>CAPITAL OUTLAY</b>                          |                            |                                    |                             |                                    |  |                           |              |               |                |
| 3006- 01024004                          |  | \$0.00                     | \$0.00                             | \$0.00                      | \$0.00                             | \$27,530.02                                  | \$27,530.02               |              |               |                |
| MACHINERY AND EQUIPMENT                 |  | \$0.00                     | \$0.00                             | \$0.00                      | \$0.00                             | \$27,530.02                                  | \$27,530.02               | 0.00%        | 0.00%         | 100.00%        |
| <b>102 1024000 1024999 Group Totals</b> |  | <b>\$0.00</b>              | <b>\$0.00</b>                      | <b>\$0.00</b>               | <b>\$0.00</b>                      | <b>\$27,530.02</b>                           | <b>\$27,530.02</b>        |              |               |                |
| <b>CAPITAL OUTLAY</b>                   |  | <b>\$0.00</b>              | <b>\$0.00</b>                      | <b>\$0.00</b>               | <b>\$0.00</b>                      | <b>\$27,530.02</b>                           | <b>\$27,530.02</b>        | <b>0.00%</b> | <b>0.00%</b>  | <b>100.00%</b> |
| <b>3006 0102 Department Totals</b>      |  | <b>-\$5,791.00</b>         | <b>\$10,988.46</b>                 | <b>\$46,685.56</b>          | <b>\$192,422.12</b>                | <b>\$987,034.32</b>                          | <b>\$805,600.66</b>       |              |               |                |
| <b>CIRCUIT CLERK (SPECIAL REV)(21-6</b> |  | <b>\$0.00</b>              | <b>\$0.00</b>                      | <b>\$52,476.56</b>          | <b>\$181,433.66</b>                | <b>\$805,600.66</b>                          | <b>\$805,600.66</b>       | <b>5.32%</b> | <b>18.38%</b> | <b>81.62%</b>  |
| <b>3006 Fund Totals</b>                 |  | <b>-\$5,791.00</b>         | <b>\$10,988.46</b>                 | <b>\$46,685.56</b>          | <b>\$192,422.12</b>                | <b>\$987,034.32</b>                          | <b>\$805,600.66</b>       |              |               |                |
| <b>CIRCUIT CLERK RECORDER COST FUI</b>  |  | <b>\$0.00</b>              | <b>\$0.00</b>                      | <b>\$52,476.56</b>          | <b>\$181,433.66</b>                | <b>\$805,600.66</b>                          | <b>\$805,600.66</b>       | <b>5.32%</b> | <b>18.38%</b> | <b>81.62%</b>  |
| Description                             |  | Transfers<br>Appropriation | YTD Transfers<br>YTD Appropriation | Expenditures<br>Adj Expend. | YTD Expenditures<br>Adj YTD Expend | Original Budget                              | Balance<br>Actual Balance | %<br>Used    | YTD %<br>Used | %<br>Left      |
| <b>Fund 3008</b>                        | <b>CRAIGHEAD COUNTY PUBLIC LIBRARY FUND (2</b> |                            |                                    | <b>Department</b>           | <b>0603</b>                        | <b>CRAIGHEAD COUNTY PUBLIC LIBRARY</b>       |                           |              |               |                |
| <b>Group</b>                            | <b>06039990 - 06039999</b>                     |                            |                                    |                             |                                    |  |                           |              |               |                |
|   | <b>TRANSFERS</b>                               |                            |                                    |                             |                                    |  |                           |              |               |                |
| 3008- 06039999                          |  | \$0.00                     | \$0.00                             | \$18,368.85                 | \$94,056.86                        | \$744,742.00                                 | \$650,685.14              |              |               |                |
| TRANSFER TO OTHER FUNDS                 |  | \$0.00                     | \$0.00                             | \$18,368.85                 | \$94,056.86                        | \$650,685.14                                 | \$650,685.14              | 2.47%        | 12.63%        | 87.37%         |
| <b>603 6039990 6039999 Group Totals</b> |  | <b>\$0.00</b>              | <b>\$0.00</b>                      | <b>\$18,368.85</b>          | <b>\$94,056.86</b>                 | <b>\$744,742.00</b>                          | <b>\$650,685.14</b>       |              |               |                |
| <b>TRANSFERS</b>                        |  | <b>\$0.00</b>              | <b>\$0.00</b>                      | <b>\$18,368.85</b>          | <b>\$94,056.86</b>                 | <b>\$650,685.14</b>                          | <b>\$650,685.14</b>       | <b>2.47%</b> | <b>12.63%</b> | <b>87.37%</b>  |
| <b>3008 0603 Department Totals</b>      |  | <b>\$0.00</b>              | <b>\$0.00</b>                      | <b>\$18,368.85</b>          | <b>\$94,056.86</b>                 | <b>\$744,742.00</b>                          | <b>\$650,685.14</b>       |              |               |                |
| <b>CRAIGHEAD COUNTY PUBLIC LIBRA</b>    |  | <b>\$0.00</b>              | <b>\$0.00</b>                      | <b>\$18,368.85</b>          | <b>\$94,056.86</b>                 | <b>\$650,685.14</b>                          | <b>\$650,685.14</b>       | <b>2.47%</b> | <b>12.63%</b> | <b>87.37%</b>  |
| <b>3008 Fund Totals</b>                 |  | <b>\$0.00</b>              | <b>\$0.00</b>                      | <b>\$18,368.85</b>          | <b>\$94,056.86</b>                 | <b>\$744,742.00</b>                          | <b>\$650,685.14</b>       |              |               |                |
| <b>CRAIGHEAD COUNTY PUBLIC LIBRAR</b>   |  | <b>\$0.00</b>              | <b>\$0.00</b>                      | <b>\$18,368.85</b>          | <b>\$94,056.86</b>                 | <b>\$650,685.14</b>                          | <b>\$650,685.14</b>       | <b>2.47%</b> | <b>12.63%</b> | <b>87.37%</b>  |

Month 3  
 Date Range 3/1/2026 - 3/31/2026  
 Fund Range 1000 - 6400  
 Dept Range 0001 - 9999 Item Range 0001 - 9999

### CRAIGHEAD COUNTY BUDGET DETAIL REPORT

4/3/2026 12:16:07 PM

Page 69

Pg Brk Dept N Only W/Budget Amt N Show Act Balance N  
 No % N Only W/Balances N No Adj Expenditures N  
 No Shade N Only W/Transactions N No Adj Budget Y

| Description                             | Transfers<br>Appropriation                   | YTD Transfers<br>YTD Appropriation | Expenditures<br>Adj Expend. | YTD Expenditures<br>Adj YTD Expend | Original Budget                                 | Balance<br>Actual Balance | %<br>Used    | YTD %<br>Used | %<br>Left      |
|---|--|------------------------------------|-----------------------------|------------------------------------|---|---------------------------|--------------|---------------|----------------|
| <b>Fund 3012</b>                        | <b>CIRCUIT CLERK CHILD SUPPORT COST FUND</b> |                                    | <b>Department 0102</b>      |                                    | <b>CIRCUIT CLERK (SPEC REV)(20% AUTO)(9-10-</b> |                           |              |               |                |
| <b>Group 01022000 - 01022999</b>        | <b>SUPPLIES</b>                              |                                    |                             |                                    |   |                           |              |               |                |
| 3012- 01022001                          | \$0.00                                       | \$0.00                             | \$0.00                      | \$0.00                             | \$3,000.00                                      | \$3,000.00                |              |               |                |
| GENERAL OFFICE SUPPLIES                 | \$0.00                                       | \$0.00                             | \$0.00                      | \$0.00                             | \$3,000.00                                      | \$3,000.00                | 0.00%        | 0.00%         | 100.00%        |
| 3012- 01022002                          | \$0.00                                       | \$0.00                             | \$0.00                      | \$0.00                             | \$1,400.00                                      | \$1,400.00                |              |               |                |
| SMALL EQUIPMENT                         | \$0.00                                       | \$0.00                             | \$0.00                      | \$0.00                             | \$1,400.00                                      | \$1,400.00                | 0.00%        | 0.00%         | 100.00%        |
| <b>102 1022000 1022999 Group Totals</b> | <b>\$0.00</b>                                | <b>\$0.00</b>                      | <b>\$0.00</b>               | <b>\$0.00</b>                      | <b>\$4,400.00</b>                               | <b>\$4,400.00</b>         |              |               |                |
| <b>SUPPLIES</b>                         | <b>\$0.00</b>                                | <b>\$0.00</b>                      | <b>\$0.00</b>               | <b>\$0.00</b>                      | <b>\$4,400.00</b>                               | <b>\$4,400.00</b>         | <b>0.00%</b> | <b>0.00%</b>  | <b>100.00%</b> |
| <b>Group 01023000 - 01023999</b>        | <b>OTHER SERVICES &amp; CHARGES</b>          |                                    |                             |                                    |   |                           |              |               |                |
| 3012- 01023021                          | \$0.00                                       | \$0.00                             | \$0.00                      | \$0.00                             | \$4,000.00                                      | \$4,000.00                |              |               |                |
| POSTAGE                                 | \$0.00                                       | \$0.00                             | \$0.00                      | \$0.00                             | \$4,000.00                                      | \$4,000.00                | 0.00%        | 0.00%         | 100.00%        |
| 3012- 01023102                          | \$0.00                                       | \$0.00                             | \$0.00                      | \$0.00                             | \$10.00   | \$10.00                   |              |               |                |
| COMP SOFTWARESUPPORT/MAINT/REC(         | \$0.00                                       | \$0.00                             | \$0.00                      | \$0.00                             | \$10.00   | \$10.00                   | 0.00%        | 0.00%         | 100.00%        |
| <b>102 1023000 1023999 Group Totals</b> | <b>\$0.00</b>                                | <b>\$0.00</b>                      | <b>\$0.00</b>               | <b>\$0.00</b>                      | <b>\$4,010.00</b>                               | <b>\$4,010.00</b>         |              |               |                |
| <b>OTHER SERVICES &amp; CHARGES</b>     | <b>\$0.00</b>                                | <b>\$0.00</b>                      | <b>\$0.00</b>               | <b>\$0.00</b>                      | <b>\$4,010.00</b>                               | <b>\$4,010.00</b>         | <b>0.00%</b> | <b>0.00%</b>  | <b>100.00%</b> |
| <b>Group 01024000 - 01024999</b>        | <b>CAPITAL OUTLAY</b>                        |                                    |                             |                                    |   |                           |              |               |                |
| 3012- 01024004                          | \$0.00                                       | \$0.00                             | \$0.00                      | \$0.00                             | \$10.00   | \$10.00                   |              |               |                |
| MACHINERY & EQUIPMENT                   | \$0.00                                       | \$0.00                             | \$0.00                      | \$0.00                             | \$10.00   | \$10.00                   | 0.00%        | 0.00%         | 100.00%        |
| <b>102 1024000 1024999 Group Totals</b> | <b>\$0.00</b>                                | <b>\$0.00</b>                      | <b>\$0.00</b>               | <b>\$0.00</b>                      | <b>\$10.00</b>                                  | <b>\$10.00</b>            |              |               |                |
| <b>CAPITAL OUTLAY</b>                   | <b>\$0.00</b>                                | <b>\$0.00</b>                      | <b>\$0.00</b>               | <b>\$0.00</b>                      | <b>\$10.00</b>                                  | <b>\$10.00</b>            | <b>0.00%</b> | <b>0.00%</b>  | <b>100.00%</b> |
| <b>3012 0102 Department Totals</b>      | <b>\$0.00</b>                                | <b>\$0.00</b>                      | <b>\$0.00</b>               | <b>\$0.00</b>                      | <b>\$8,420.00</b>                               | <b>\$8,420.00</b>         |              |               |                |
| <b>CIRCUIT CLERK (SPEC REV)(20% AU</b>  | <b>\$0.00</b>                                | <b>\$0.00</b>                      | <b>\$0.00</b>               | <b>\$0.00</b>                      | <b>\$8,420.00</b>                               | <b>\$8,420.00</b>         | <b>0.00%</b> | <b>0.00%</b>  | <b>100.00%</b> |
| <b>3012 Fund Totals</b>                 | <b>\$0.00</b>                                | <b>\$0.00</b>                      | <b>\$0.00</b>               | <b>\$0.00</b>                      | <b>\$8,420.00</b>                               | <b>\$8,420.00</b>         |              |               |                |
| <b>CIRCUIT CLERK CHILD SUPPORT COS</b>  | <b>\$0.00</b>                                | <b>\$0.00</b>                      | <b>\$0.00</b>               | <b>\$0.00</b>                      | <b>\$8,420.00</b>                               | <b>\$8,420.00</b>         | <b>0.00%</b> | <b>0.00%</b>  | <b>100.00%</b> |

| Description                             | Transfers<br>Appropriation                      | YTD Transfers<br>YTD Appropriation | Expenditures<br>Adj Expend. | YTD Expenditures<br>Adj YTD Expend | Original Budget                                 | Balance<br>Actual Balance | %<br>Used     | YTD %<br>Used | %<br>Left     |
|---|---|------------------------------------|-----------------------------|------------------------------------|---|---------------------------|---------------|---------------|---------------|
| <b>Fund 3014</b>                        | <b>SHERIFF COMMUNICATION FACILITY AND EQUIP</b> |                                    | <b>Department 0400</b>      |                                    | <b>SHER (SPEC REV) UP TO 50% JAIL MAINT(21-</b> |                           |               |               |               |
| <b>Group 04002000 - 04002999</b>        | <b>SUPPLIES</b>                                 |                                    |                             |                                    |   |                           |               |               |               |
| 3014- 04002002                          | \$0.00  | \$0.00                             | \$5,637.14                  | \$10,847.30                        | \$122,996.40                                    | \$112,149.10              |               |               |               |
| SMALL EQUIPMENT                         | \$0.00  | \$0.00                             | \$5,637.14                  | \$10,847.30                        | \$122,996.40                                    | \$112,149.10              | 4.58%         | 8.82%         | 91.18%        |
| <b>400 4002000 4002999 Group Totals</b> | <b>\$0.00</b>                                   | <b>\$0.00</b>                      | <b>\$5,637.14</b>           | <b>\$10,847.30</b>                 | <b>\$122,996.40</b>                             | <b>\$112,149.10</b>       |               |               |               |
| <b>SUPPLIES</b>                         | <b>\$0.00</b>                                   | <b>\$0.00</b>                      | <b>\$5,637.14</b>           | <b>\$10,847.30</b>                 | <b>\$122,996.40</b>                             | <b>\$112,149.10</b>       | <b>4.58%</b>  | <b>8.82%</b>  | <b>91.18%</b> |
| <b>Group 04003000 - 04003999</b>        | <b>OTHER SERVICES &amp; CHARGES</b>             |                                    |                             |                                    |   |                           |               |               |               |
| 3014- 04003023                          | \$0.00  | \$0.00                             | \$0.00                      | \$0.00                             | \$10.00   | \$10.00                   |               |               |               |
| INTERNET CONNECTION                     | \$0.00  | \$0.00                             | \$0.00                      | \$0.00                             | \$10.00   | \$10.00                   | 0.00%         | 0.00%         | 100.00%       |
| 3014- 04003100                          | \$0.00  | \$0.00                             | \$0.00                      | \$143.90                           | \$2,500.00                                      | \$2,356.10                |               |               |               |
| OTHER MISCELLANEOUS                     | \$0.00  | \$0.00                             | \$0.00                      | \$143.90                           | \$2,500.00                                      | \$2,356.10                | 0.00%         | 5.76%         | 94.24%        |
| 3014- 04003102                          | \$0.00  | \$0.00                             | \$3,860.00                  | \$56,478.85                        | \$236,337.16                                    | \$179,858.31              |               |               |               |
| COMP SOFTWARESUPPORT/MAINT/REC(         | \$0.00  | \$0.00                             | \$3,860.00                  | \$56,478.85                        | \$236,337.16                                    | \$179,858.31              | 1.63%         | 23.90%        | 76.10%        |
| <b>400 4003000 4003999 Group Totals</b> | <b>\$0.00</b>                                   | <b>\$0.00</b>                      | <b>\$3,860.00</b>           | <b>\$56,622.75</b>                 | <b>\$238,847.16</b>                             | <b>\$182,224.41</b>       |               |               |               |
| <b>OTHER SERVICES &amp; CHARGES</b>     | <b>\$0.00</b>                                   | <b>\$0.00</b>                      | <b>\$3,860.00</b>           | <b>\$56,622.75</b>                 | <b>\$238,847.16</b>                             | <b>\$182,224.41</b>       | <b>1.62%</b>  | <b>23.71%</b> | <b>76.29%</b> |
| <b>Group 04004000 - 04004999</b>        | <b>CAPITAL OUTLAY</b>                           |                                    |                             |                                    |   |                           |               |               |               |
| 3014- 04004004                          | \$0.00  | \$0.00                             | \$15,999.00                 | \$15,999.00                        | \$22,010.00                                     | \$6,011.00                |               |               |               |
| MACHINERY AND EQUIPMENT                 | \$0.00  | \$0.00                             | \$15,999.00                 | \$15,999.00                        | \$22,010.00                                     | \$6,011.00                | 72.69%        | 72.69%        | 27.31%        |
| <b>400 4004000 4004999 Group Totals</b> | <b>\$0.00</b>                                   | <b>\$0.00</b>                      | <b>\$15,999.00</b>          | <b>\$15,999.00</b>                 | <b>\$22,010.00</b>                              | <b>\$6,011.00</b>         |               |               |               |
| <b>CAPITAL OUTLAY</b>                   | <b>\$0.00</b>                                   | <b>\$0.00</b>                      | <b>\$15,999.00</b>          | <b>\$15,999.00</b>                 | <b>\$22,010.00</b>                              | <b>\$6,011.00</b>         | <b>72.69%</b> | <b>72.69%</b> | <b>27.31%</b> |
| <b>3014 0400 Department Totals</b>      | <b>\$0.00</b>                                   | <b>\$0.00</b>                      | <b>\$25,496.14</b>          | <b>\$83,469.05</b>                 | <b>\$383,853.56</b>                             | <b>\$300,384.51</b>       |               |               |               |
| <b>SHER (SPEC REV) UP TO 50% JAIL M</b> | <b>\$0.00</b>                                   | <b>\$0.00</b>                      | <b>\$25,496.14</b>          | <b>\$83,469.05</b>                 | <b>\$383,853.56</b>                             | <b>\$300,384.51</b>       | <b>6.64%</b>  | <b>21.75%</b> | <b>78.25%</b> |

Month 3  
 Date Range 3/1/2026 - 3/31/2026  
 Fund Range 1000 - 6400  
 Dept Range 0001 - 9999 Item Range 0001 - 9999

### CRAIGHEAD COUNTY BUDGET DETAIL REPORT

4/3/2026 12:16:07 PM

Page 70

Pg Brk Dept N Only W/Budget Amt N Show Act Balance N  
 No % N Only W/Balances N No Adj Expenditures N  
 No Shade N Only W/Transactions N No Adj Budget Y

| Description                             | Transfers<br>Appropriation | YTD Transfers<br>YTD Appropriation | Expenditures<br>Adj Expend. | YTD Expenditures<br>Adj YTD Expend | Original Budget     | Balance<br>Actual Balance | %<br>Used    | YTD %<br>Used | %<br>Left     |
|---|----------------------------|------------------------------------|-----------------------------|------------------------------------|---------------------|---------------------------|--------------|---------------|---------------|
| <b>3014 Fund Totals</b>                 | <b>\$0.00</b>              | <b>\$0.00</b>                      | <b>\$25,496.14</b>          | <b>\$83,469.05</b>                 | <b>\$383,853.56</b> | <b>\$300,384.51</b>       |              |               |               |
| <b>SHERIFF COMMUNICATION FACILITY /</b> | <b>\$0.00</b>              | <b>\$0.00</b>                      | <b>\$25,496.14</b>          | <b>\$83,469.05</b>                 |                     | <b>\$300,384.51</b>       | <b>6.64%</b> | <b>21.75%</b> | <b>78.25%</b> |

| Description   | Transfers<br>Appropriation | YTD Transfers<br>YTD Appropriation | Expenditures<br>Adj Expend. | YTD Expenditures<br>Adj YTD Expend | Original Budget    | Balance<br>Actual Balance | %<br>Used    | YTD %<br>Used | %<br>Left      |
|---|----------------------------|------------------------------------|-----------------------------|------------------------------------|--------------------|---------------------------|--------------|---------------|----------------|
| <b>Fund 3015 SHERIFF DRUG CONTROL FUND</b>                    |                            |                                    |                             |                                    |                    |                           |              |               |                |
| <b>Group 04002000 - 04002999 SUPPLIES</b>                     |                            |                                    |                             |                                    |                    |                           |              |               |                |
| 3015- 04002002 SMALL EQUIPMENT                                | \$0.00                     | \$0.00                             | \$0.00                      | \$0.00                             | \$15,000.00        | \$15,000.00               | 0.00%        | 0.00%         | 100.00%        |
| <b>400 4002000 4002999 Group Totals</b>                       | <b>\$0.00</b>              | <b>\$0.00</b>                      | <b>\$0.00</b>               | <b>\$0.00</b>                      | <b>\$15,000.00</b> | <b>\$15,000.00</b>        | <b>0.00%</b> | <b>0.00%</b>  | <b>100.00%</b> |
| <b>SUPPLIES</b>   | <b>\$0.00</b>              | <b>\$0.00</b>                      | <b>\$0.00</b>               | <b>\$0.00</b>                      |                    | <b>\$15,000.00</b>        | <b>0.00%</b> | <b>0.00%</b>  | <b>100.00%</b> |
| <b>Group 04003000 - 04003999 OTHER SERVICES &amp; CHARGES</b> |                            |                                    |                             |                                    |                    |                           |              |               |                |
| 3015- 04003100 OTHER MISCELLANEOUS                            | \$0.00                     | \$0.00                             | \$0.00                      | \$0.00                             | \$5,000.00         | \$5,000.00                | 0.00%        | 0.00%         | 100.00%        |
| <b>400 4003000 4003999 Group Totals</b>                       | <b>\$0.00</b>              | <b>\$0.00</b>                      | <b>\$0.00</b>               | <b>\$0.00</b>                      | <b>\$5,000.00</b>  | <b>\$5,000.00</b>         | <b>0.00%</b> | <b>0.00%</b>  | <b>100.00%</b> |
| <b>OTHER SERVICES &amp; CHARGES</b>                           | <b>\$0.00</b>              | <b>\$0.00</b>                      | <b>\$0.00</b>               | <b>\$0.00</b>                      |                    | <b>\$5,000.00</b>         | <b>0.00%</b> | <b>0.00%</b>  | <b>100.00%</b> |
| <b>3015 0400 Department Totals</b>                            | <b>\$0.00</b>              | <b>\$0.00</b>                      | <b>\$0.00</b>               | <b>\$0.00</b>                      | <b>\$20,000.00</b> | <b>\$20,000.00</b>        |              |               |                |
| <b>SHERIFF (SPECIAL REV)(5-64-505)</b>                        | <b>\$0.00</b>              | <b>\$0.00</b>                      | <b>\$0.00</b>               | <b>\$0.00</b>                      |                    | <b>\$20,000.00</b>        | <b>0.00%</b> | <b>0.00%</b>  | <b>100.00%</b> |
| <b>3015 Fund Totals</b>                                       | <b>\$0.00</b>              | <b>\$0.00</b>                      | <b>\$0.00</b>               | <b>\$0.00</b>                      | <b>\$20,000.00</b> | <b>\$20,000.00</b>        |              |               |                |
| <b>SHERIFF DRUG CONTROL FUND</b>                              | <b>\$0.00</b>              | <b>\$0.00</b>                      | <b>\$0.00</b>               | <b>\$0.00</b>                      |                    | <b>\$20,000.00</b>        | <b>0.00%</b> | <b>0.00%</b>  | <b>100.00%</b> |

| Description   | Transfers<br>Appropriation | YTD Transfers<br>YTD Appropriation | Expenditures<br>Adj Expend. | YTD Expenditures<br>Adj YTD Expend | Original Budget     | Balance<br>Actual Balance | %<br>Used    | YTD %<br>Used | %<br>Left      |
|---|----------------------------|------------------------------------|-----------------------------|------------------------------------|---------------------|---------------------------|--------------|---------------|----------------|
| <b>Fund 3017 COUNTY JAIL OPERATION AND MAINTENANCE</b>        |                            |                                    |                             |                                    |                     |                           |              |               |                |
| <b>Group 04182000 - 04182999 SUPPLIES</b>                     |                            |                                    |                             |                                    |                     |                           |              |               |                |
| 3017- 04182004 MEDICINE AND DRUGS                             | \$0.00                     | \$0.00                             | \$0.00                      | \$0.00                             | \$98,000.00         | \$98,000.00               | 0.00%        | 0.00%         | 100.00%        |
| 3017- 04182005 FOOD & RELATED ITEMS                           | \$0.00                     | \$0.00                             | \$0.00                      | \$0.00                             | \$228,600.00        | \$228,600.00              | 0.00%        | 0.00%         | 100.00%        |
| 3017- 04182020 BUILDINGS MATERIALS AND SUPPLIES               | \$0.00                     | \$0.00                             | \$0.00                      | \$0.00                             | \$5,000.00          | \$5,000.00                | 0.00%        | 0.00%         | 100.00%        |
| 3017- 04182023 PARTS & REPAIRS                                | \$0.00                     | \$0.00                             | \$0.00                      | \$0.00                             | \$5,000.00          | \$5,000.00                | 0.00%        | 0.00%         | 100.00%        |
| <b>418 4182000 4182999 Group Totals</b>                       | <b>\$0.00</b>              | <b>\$0.00</b>                      | <b>\$0.00</b>               | <b>\$0.00</b>                      | <b>\$336,600.00</b> | <b>\$336,600.00</b>       | <b>0.00%</b> | <b>0.00%</b>  | <b>100.00%</b> |
| <b>SUPPLIES</b>   | <b>\$0.00</b>              | <b>\$0.00</b>                      | <b>\$0.00</b>               | <b>\$0.00</b>                      |                     | <b>\$336,600.00</b>       | <b>0.00%</b> | <b>0.00%</b>  | <b>100.00%</b> |
| <b>Group 04183000 - 04183999 OTHER SERVICES &amp; CHARGES</b> |                            |                                    |                             |                                    |                     |                           |              |               |                |
| 3017- 04183100 OTHER MISCELLANEOUS (ACIC TERM)                | \$0.00                     | \$0.00                             | \$0.00                      | \$0.00                             | \$10.00             | \$10.00                   | 0.00%        | 0.00%         | 100.00%        |
| <b>418 4183000 4183999 Group Totals</b>                       | <b>\$0.00</b>              | <b>\$0.00</b>                      | <b>\$0.00</b>               | <b>\$0.00</b>                      | <b>\$10.00</b>      | <b>\$10.00</b>            | <b>0.00%</b> | <b>0.00%</b>  | <b>100.00%</b> |
| <b>OTHER SERVICES &amp; CHARGES</b>                           | <b>\$0.00</b>              | <b>\$0.00</b>                      | <b>\$0.00</b>               | <b>\$0.00</b>                      |                     | <b>\$10.00</b>            | <b>0.00%</b> | <b>0.00%</b>  | <b>100.00%</b> |
| <b>Group 04184000 - 04184999 CAPITAL OUTLAY</b>               |                            |                                    |                             |                                    |                     |                           |              |               |                |
| 3017- 04184002 BUILDINGS & IMPROVEMENTS                       | \$0.00                     | \$0.00                             | \$0.00                      | \$0.00                             | \$10.00             | \$10.00                   | 0.00%        | 0.00%         | 100.00%        |
| 3017- 04184004 MACHINERY AND EQUIPMENT                        | \$0.00                     | \$0.00                             | \$0.00                      | \$0.00                             | \$10.00             | \$10.00                   | 0.00%        | 0.00%         | 100.00%        |
| <b>418 4184000 4184999 Group Totals</b>                       | <b>\$0.00</b>              | <b>\$0.00</b>                      | <b>\$0.00</b>               | <b>\$0.00</b>                      | <b>\$20.00</b>      | <b>\$20.00</b>            | <b>0.00%</b> | <b>0.00%</b>  | <b>100.00%</b> |
| <b>CAPITAL OUTLAY</b>   | <b>\$0.00</b>              | <b>\$0.00</b>                      | <b>\$0.00</b>               | <b>\$0.00</b>                      |                     | <b>\$20.00</b>            | <b>0.00%</b> | <b>0.00%</b>  | <b>100.00%</b> |
| <b>3017 0418 Department Totals</b>                            | <b>\$0.00</b>              | <b>\$0.00</b>                      | <b>\$0.00</b>               | <b>\$0.00</b>                      | <b>\$336,630.00</b> | <b>\$336,630.00</b>       |              |               |                |
| <b>COUNTY JAIL (SPECIAL REVENUE)(1)</b>                       | <b>\$0.00</b>              | <b>\$0.00</b>                      | <b>\$0.00</b>               | <b>\$0.00</b>                      |                     | <b>\$336,630.00</b>       | <b>0.00%</b> | <b>0.00%</b>  | <b>100.00%</b> |

Month 3  
 Date Range 3/1/2026 - 3/31/2026  
 Fund Range 1000 - 6400  
 Dept Range 0001 - 9999

**CRAIGHEAD COUNTY BUDGET DETAIL REPORT**

4/3/2026 12:16:07 PM

Page 71

Pg Brk Dept N Only W/Budget Amt N Show Act Balance N  
 No % N Only W/Balances N No Adj Expenditures N  
 No Shade N Only W/Transactions N No Adj Budget Y

| Description                            | Transfers<br>Appropriation | YTD Transfers<br>YTD Appropriation | Expenditures<br>Adj Expend. | YTD Expenditures<br>Adj YTD Expend | Original Budget     | Balance<br>Actual Balance | %<br>Used    | YTD %<br>Used | %<br>Left      |
|--|----------------------------|------------------------------------|-----------------------------|------------------------------------|---------------------|---------------------------|--------------|---------------|----------------|
| <b>3017 Fund Totals</b>                | <b>\$0.00</b>              | <b>\$0.00</b>                      | <b>\$0.00</b>               | <b>\$0.00</b>                      | <b>\$336,630.00</b> | <b>\$336,630.00</b>       |              |               |                |
| <b>COUNTY JAIL OPERATION AND MAINT</b> | <b>\$0.00</b>              | <b>\$0.00</b>                      | <b>\$0.00</b>               | <b>\$0.00</b>                      |                     | <b>\$336,630.00</b>       | <b>0.00%</b> | <b>0.00%</b>  | <b>100.00%</b> |

| Description                                      | Transfers<br>Appropriation | YTD Transfers<br>YTD Appropriation | Expenditures<br>Adj Expend. | YTD Expenditures<br>Adj YTD Expend | Original Budget    | Balance<br>Actual Balance | %<br>Used    | YTD %<br>Used | %<br>Left      |
|--|----------------------------|------------------------------------|-----------------------------|------------------------------------|--------------------|---------------------------|--------------|---------------|----------------|
| <b>Fund 3018 COUNTY DETENTION FACILITY FUND</b>  |                            |                                    |                             |                                    |                    |                           |              |               |                |
| <b>Group 04182000 - 04182999 SUPPLIES</b>        |                            |                                    |                             |                                    |                    |                           |              |               |                |
| 3018- 04182002 SMALL EQUIPMENT (LESS THAN CAPIT/ | \$0.00                     | \$0.00                             | \$0.00                      | \$0.00                             | \$5,000.00         | \$5,000.00                | 0.00%        | 0.00%         | 100.00%        |
| 3018- 04182009 INMATE SUPPLIES, UNIFORMS         | \$0.00                     | \$0.00                             | \$0.00                      | \$0.00                             | \$15,000.00        | \$15,000.00               | 0.00%        | 0.00%         | 100.00%        |
| <b>418 4182000 4182999 Group Totals</b>          | <b>\$0.00</b>              | <b>\$0.00</b>                      | <b>\$0.00</b>               | <b>\$0.00</b>                      | <b>\$20,000.00</b> | <b>\$20,000.00</b>        | <b>0.00%</b> | <b>0.00%</b>  | <b>100.00%</b> |
| <b>SUPPLIES</b>                                  | <b>\$0.00</b>              | <b>\$0.00</b>                      | <b>\$0.00</b>               | <b>\$0.00</b>                      |                    | <b>\$20,000.00</b>        | <b>0.00%</b> | <b>0.00%</b>  | <b>100.00%</b> |
| <b>3018 0418 Department Totals</b>               | <b>\$0.00</b>              | <b>\$0.00</b>                      | <b>\$0.00</b>               | <b>\$0.00</b>                      | <b>\$20,000.00</b> | <b>\$20,000.00</b>        | <b>0.00%</b> | <b>0.00%</b>  | <b>100.00%</b> |
| <b>CONSTRUCTION-OPERATION (SPECI</b>             | <b>\$0.00</b>              | <b>\$0.00</b>                      | <b>\$0.00</b>               | <b>\$0.00</b>                      |                    | <b>\$20,000.00</b>        | <b>0.00%</b> | <b>0.00%</b>  | <b>100.00%</b> |
| <b>3018 Fund Totals</b>                          | <b>\$0.00</b>              | <b>\$0.00</b>                      | <b>\$0.00</b>               | <b>\$0.00</b>                      | <b>\$20,000.00</b> | <b>\$20,000.00</b>        | <b>0.00%</b> | <b>0.00%</b>  | <b>100.00%</b> |
| <b>COUNTY DETENTION FACILITY FUND</b>            | <b>\$0.00</b>              | <b>\$0.00</b>                      | <b>\$0.00</b>               | <b>\$0.00</b>                      |                    | <b>\$20,000.00</b>        | <b>0.00%</b> | <b>0.00%</b>  | <b>100.00%</b> |

| Description   | Transfers<br>Appropriation | YTD Transfers<br>YTD Appropriation | Expenditures<br>Adj Expend. | YTD Expenditures<br>Adj YTD Expend | Original Budget    | Balance<br>Actual Balance | %<br>Used    | YTD %<br>Used | %<br>Left      |
|---|----------------------------|------------------------------------|-----------------------------|------------------------------------|--------------------|---------------------------|--------------|---------------|----------------|
| <b>Fund 3019 SHERIFF BOATING SAFETY FUND</b>                  |                            |                                    |                             |                                    |                    |                           |              |               |                |
| <b>Group 04002000 - 04002999 SUPPLIES</b>                     |                            |                                    |                             |                                    |                    |                           |              |               |                |
| 3019- 04002002 SMALL EQUIPMENT                                | \$0.00                     | \$0.00                             | \$0.00                      | \$504.54                           | \$5,000.00         | \$4,495.46                | 0.00%        | 10.09%        | 89.91%         |
| <b>400 4002000 4002999 Group Totals</b>                       | <b>\$0.00</b>              | <b>\$0.00</b>                      | <b>\$0.00</b>               | <b>\$504.54</b>                    | <b>\$5,000.00</b>  | <b>\$4,495.46</b>         | <b>0.00%</b> | <b>10.09%</b> | <b>89.91%</b>  |
| <b>SUPPLIES</b>   | <b>\$0.00</b>              | <b>\$0.00</b>                      | <b>\$0.00</b>               | <b>\$504.54</b>                    |                    | <b>\$4,495.46</b>         | <b>0.00%</b> | <b>10.09%</b> | <b>89.91%</b>  |
| <b>Group 04003000 - 04003999 OTHER SERVICES &amp; CHARGES</b> |                            |                                    |                             |                                    |                    |                           |              |               |                |
| 3019- 04003100 OTHER MISCELLANEOUS                            | \$0.00                     | \$0.00                             | \$0.00                      | \$0.00                             | \$10.00            | \$10.00                   | 0.00%        | 0.00%         | 100.00%        |
| 3019- 04003101 TRAINING & EDUCATION                           | \$0.00                     | \$0.00                             | \$0.00                      | \$0.00                             | \$1,000.00         | \$1,000.00                | 0.00%        | 0.00%         | 100.00%        |
| <b>400 4003000 4003999 Group Totals</b>                       | <b>\$0.00</b>              | <b>\$0.00</b>                      | <b>\$0.00</b>               | <b>\$0.00</b>                      | <b>\$1,010.00</b>  | <b>\$1,010.00</b>         | <b>0.00%</b> | <b>0.00%</b>  | <b>100.00%</b> |
| <b>OTHER SERVICES &amp; CHARGES</b>                           | <b>\$0.00</b>              | <b>\$0.00</b>                      | <b>\$0.00</b>               | <b>\$0.00</b>                      |                    | <b>\$1,010.00</b>         | <b>0.00%</b> | <b>0.00%</b>  | <b>100.00%</b> |
| <b>Group 04004000 - 04004999 CAPITAL OUTLAY</b>               |                            |                                    |                             |                                    |                    |                           |              |               |                |
| 3019- 04004004 MACHINERY AND EQUIPMENT                        | \$0.00                     | \$0.00                             | \$0.00                      | \$13,914.29                        | \$20,000.00        | \$6,085.71                | 0.00%        | 69.57%        | 30.43%         |
| <b>400 4004000 4004999 Group Totals</b>                       | <b>\$0.00</b>              | <b>\$0.00</b>                      | <b>\$0.00</b>               | <b>\$13,914.29</b>                 | <b>\$20,000.00</b> | <b>\$6,085.71</b>         | <b>0.00%</b> | <b>69.57%</b> | <b>30.43%</b>  |
| <b>CAPITAL OUTLAY</b>   | <b>\$0.00</b>              | <b>\$0.00</b>                      | <b>\$0.00</b>               | <b>\$13,914.29</b>                 |                    | <b>\$6,085.71</b>         | <b>0.00%</b> | <b>69.57%</b> | <b>30.43%</b>  |
| <b>3019 0400 Department Totals</b>                            | <b>\$0.00</b>              | <b>\$0.00</b>                      | <b>\$0.00</b>               | <b>\$14,418.83</b>                 | <b>\$26,010.00</b> | <b>\$11,591.17</b>        | <b>0.00%</b> | <b>55.44%</b> | <b>44.56%</b>  |
| <b>SHERIFF (SPECIAL REV)(27-101-110)</b>                      | <b>\$0.00</b>              | <b>\$0.00</b>                      | <b>\$0.00</b>               | <b>\$14,418.83</b>                 |                    | <b>\$11,591.17</b>        | <b>0.00%</b> | <b>55.44%</b> | <b>44.56%</b>  |
| <b>3019 Fund Totals</b>                                       | <b>\$0.00</b>              | <b>\$0.00</b>                      | <b>\$0.00</b>               | <b>\$14,418.83</b>                 | <b>\$26,010.00</b> | <b>\$11,591.17</b>        | <b>0.00%</b> | <b>55.44%</b> | <b>44.56%</b>  |
| <b>SHERIFF BOATING SAFETY FUND</b>                            | <b>\$0.00</b>              | <b>\$0.00</b>                      | <b>\$0.00</b>               | <b>\$14,418.83</b>                 |                    | <b>\$11,591.17</b>        | <b>0.00%</b> | <b>55.44%</b> | <b>44.56%</b>  |

| Description | Transfers<br>Appropriation | YTD Transfers<br>YTD Appropriation | Expenditures<br>Adj Expend. | YTD Expenditures<br>Adj YTD Expend | Original Budget | Balance<br>Actual Balance | %<br>Used | YTD %<br>Used | %<br>Left |
|-------------|----------------------------|------------------------------------|-----------------------------|------------------------------------|-----------------|---------------------------|-----------|---------------|-----------|
|-------------|----------------------------|------------------------------------|-----------------------------|------------------------------------|-----------------|---------------------------|-----------|---------------|-----------|

Month 3  
 Date Range 3/1/2026 - 3/31/2026  
 Fund Range 1000 - 6400  
 Dept Range 0001 - 9999 Item Range 0001 - 9999

### CRAIGHEAD COUNTY BUDGET DETAIL REPORT

4/3/2026 12:16:07 PM

Page 72

Pg Brk Dept N Only W/Budget Amt N Show Act Balance N  
 No % N Only W/Balances N No Adj Expenditures N  
 No Shade N Only W/Transactions N No Adj Budget Y

| Description   | Transfers<br>Appropriation | YTD Transfers<br>YTD Appropriation | Expenditures<br>Adj Expend. | YTD Expenditures<br>Adj YTD Expend | Original Budget     | Balance<br>Actual Balance | %<br>Used    | YTD %<br>Used | %<br>Left     |
|---|----------------------------|------------------------------------|-----------------------------|------------------------------------|---------------------|---------------------------|--------------|---------------|---------------|
| <b>Fund 3020 EMERGENCY 911 FUND</b>                           |                            |                                    |                             |                                    |                     |                           |              |               |               |
| <b>Group 05013000 - 05013999 OTHER SERVICES &amp; CHARGES</b> |                            |                                    |                             |                                    |                     |                           |              |               |               |
| 3020- 05013009  | \$0.00                     | \$0.00                             | \$1,493.28                  | \$4,470.40                         | \$239,056.40        | \$234,586.00              |              |               |               |
| OTHER PROFESSIONAL SERVICES                                   | \$0.00                     | \$0.00                             | \$1,493.28                  | \$4,470.40                         |                     | \$234,586.00              | 0.62%        | 1.87%         | 98.13%        |
| <b>501 5013000 5013999 Group Totals</b>                       | <b>\$0.00</b>              | <b>\$0.00</b>                      | <b>\$1,493.28</b>           | <b>\$4,470.40</b>                  | <b>\$239,056.40</b> | <b>\$234,586.00</b>       |              |               |               |
| <b>OTHER SERVICES &amp; CHARGES</b>                           | <b>\$0.00</b>              | <b>\$0.00</b>                      | <b>\$1,493.28</b>           | <b>\$4,470.40</b>                  |                     | <b>\$234,586.00</b>       | <b>0.63%</b> | <b>1.87%</b>  | <b>98.13%</b> |
| <b>3020 0501 Department Totals</b>                            | <b>\$0.00</b>              | <b>\$0.00</b>                      | <b>\$1,493.28</b>           | <b>\$4,470.40</b>                  | <b>\$239,056.40</b> | <b>\$234,586.00</b>       |              |               |               |
| <b>NINE ONE ONE</b>   | <b>\$0.00</b>              | <b>\$0.00</b>                      | <b>\$1,493.28</b>           | <b>\$4,470.40</b>                  |                     | <b>\$234,586.00</b>       | <b>0.63%</b> | <b>1.87%</b>  | <b>98.13%</b> |
| <b>3020 Fund Totals</b>                                       | <b>\$0.00</b>              | <b>\$0.00</b>                      | <b>\$1,493.28</b>           | <b>\$4,470.40</b>                  | <b>\$239,056.40</b> | <b>\$234,586.00</b>       |              |               |               |
| <b>EMERGENCY 911 FUND</b>                                     | <b>\$0.00</b>              | <b>\$0.00</b>                      | <b>\$1,493.28</b>           | <b>\$4,470.40</b>                  |                     | <b>\$234,586.00</b>       | <b>0.63%</b> | <b>1.87%</b>  | <b>98.13%</b> |

Month 3  
 Date Range 3/1/2026 - 3/31/2026  
 Fund Range 1000 - 6400  
 Dept Range 0001 - 9999

**CRAIGHEAD COUNTY BUDGET DETAIL REPORT**

4/3/2026 12:16:07 PM

Page 73

Pg Brk Dept N Only W/Budget Amt N Show Act Balance N  
 No % N Only W/Balances N No Adj Expenditures N  
 No Shade N Only W/Transactions N No Adj Budget Y

| Description   | Transfers<br>Appropriation | YTD Transfers<br>YTD Appropriation | Expenditures<br>Adj Expend. | YTD Expenditures<br>Adj YTD Expend | Original Budget                                 | Balance<br>Actual Balance | %<br>Used    | YTD %<br>Used | %<br>Left      |
|---|----------------------------|------------------------------------|-----------------------------|------------------------------------|---|---------------------------|--------------|---------------|----------------|
| <b>Fund 3026 PUBLIC DEF INDIGENT CRIMINAL DEF FUND</b>        |                            |                                    |                             | <b>Department 0417</b>             | <b>PUBLIC DEFENDER (SPECIAL REV)(14-20-102)</b> |                           |              |               |                |
| <b>Group 04170100 - 04171999 PERSONAL SERVICES</b>            |                            |                                    |                             |                                    |   |                           |              |               |                |
| 3026- 04171001 SALARIES                                       | <b>-\$552.76</b>           | <b>-\$1,658.28</b>                 | \$2,569.37                  | \$11,096.36                        | \$53,444.49                                     | \$40,689.85               | 5.84%        | 23.86%        | 76.14%         |
|   | \$0.00                     | \$0.00                             | \$3,122.13                  | \$12,754.64                        |   | \$40,689.85               |              |               |                |
| 3026- 04171006 SOCIAL SECURITY MATCH                          | \$0.00                     | \$0.00                             | \$408.73                    | \$954.78                           | \$4,088.50                                      | \$3,133.72                |              |               |                |
|   | \$0.00                     | \$0.00                             | \$408.73                    | \$954.78                           |   | \$3,133.72                | 10.00%       | 23.35%        | 76.65%         |
| 3026- 04171007 RETIREMENT MATCH                               | \$0.00                     | \$0.00                             | \$945.56                    | \$2,208.46                         | \$8,187.70                                      | \$5,979.24                |              |               |                |
|   | \$0.00                     | \$0.00                             | \$945.56                    | \$2,208.46                         |   | \$5,979.24                | 11.55%       | 26.97%        | 73.03%         |
| 3026- 04171009 HEALTH INSURANCE MATCH                         | <b>-\$1,133.42</b>         | <b>-\$3,400.26</b>                 | \$0.00                      | \$0.00                             | \$10,284.50                                     | \$6,884.24                |              |               |                |
|   | \$0.00                     | \$0.00                             | \$1,133.42                  | \$3,400.26                         |   | \$6,884.24                | 11.02%       | 33.06%        | 66.94%         |
| 3026- 04171010 WORKMEN'S COMPENSATION                         | \$0.00                     | \$0.00                             | \$0.00                      | \$67.67                            | \$67.67   | \$0.00                    |              |               |                |
|   | \$0.00                     | \$0.00                             | \$0.00                      | \$67.67                            |   | \$0.00                    | 0.00%        | 100.00%       | 0.00%          |
| 3026- 04171011 UNEMPLOYMENT COMPENSATION                      | \$0.00                     | \$0.00                             | \$0.00                      | \$0.00                             | \$288.00  | \$288.00                  |              |               |                |
|   | \$0.00                     | \$0.00                             | \$0.00                      | \$0.00                             |   | \$288.00                  | 0.00%        | 0.00%         | 100.00%        |
| 3026- 04171012 OTHER FRINGE BENEFITS(INCL HLTH IN)            | \$0.00                     | \$0.00                             | \$0.00                      | \$0.00                             | \$100.00  | \$100.00                  |              |               |                |
|   | \$0.00                     | \$0.00                             | \$0.00                      | \$0.00                             |   | \$100.00                  | 0.00%        | 0.00%         | 100.00%        |
| 3026- 04171016 LIFE INSURANCE                                 | \$0.00                     | \$0.00                             | \$4.44                      | \$6.66                             | \$100.00  | \$93.34                   |              |               |                |
|   | \$0.00                     | \$0.00                             | \$4.44                      | \$6.66                             |   | \$93.34                   | 4.44%        | 6.66%         | 93.34%         |
| 3026- 04171017 VACATION-PERSONAL TIME BUYBACK                 | \$0.00                     | \$0.00                             | \$0.00                      | \$0.00                             | \$1,000.00                                      | \$1,000.00                |              |               |                |
|   | \$0.00                     | \$0.00                             | \$0.00                      | \$0.00                             |   | \$1,000.00                | 0.00%        | 0.00%         | 100.00%        |
| 3026- 04171018 HEALTH INSURANCE REIMBURSEMENT                 | \$0.00                     | \$0.00                             | \$0.00                      | \$0.00                             | \$100.00  | \$100.00                  |              |               |                |
|   | \$0.00                     | \$0.00                             | \$0.00                      | \$0.00                             |   | \$100.00                  | 0.00%        | 0.00%         | 100.00%        |
| <b>417 4170100 4171999 Group Totals PERSONAL SERVICES</b>     | <b>-\$1,686.18</b>         | <b>-\$5,058.54</b>                 | <b>\$3,928.10</b>           | <b>\$14,333.93</b>                 | <b>\$77,660.86</b>                              | <b>\$58,268.39</b>        | <b>7.23%</b> | <b>24.97%</b> | <b>75.03%</b>  |
|   | <b>\$0.00</b>              | <b>\$0.00</b>                      | <b>\$5,614.28</b>           | <b>\$19,392.47</b>                 |   | <b>\$58,268.39</b>        |              |               |                |
| <b>Group 04172000 - 04172999 SUPPLIES</b>                     |                            |                                    |                             |                                    |   |                           |              |               |                |
| 3026- 04172001 GENERAL OFFICE SUPPLIES                        | \$0.00                     | \$0.00                             | \$0.00                      | \$0.00                             | \$4,300.00                                      | \$4,300.00                |              |               |                |
|   | \$0.00                     | \$0.00                             | \$0.00                      | \$0.00                             |   | \$4,300.00                | 0.00%        | 0.00%         | 100.00%        |
| 3026- 04172002 SMALL EQUIPMENT                                | \$0.00                     | \$0.00                             | \$0.00                      | \$0.00                             | \$2,900.00                                      | \$2,900.00                |              |               |                |
|   | \$0.00                     | \$0.00                             | \$0.00                      | \$0.00                             |   | \$2,900.00                | 0.00%        | 0.00%         | 100.00%        |
| <b>417 4172000 4172999 Group Totals SUPPLIES</b>              | <b>\$0.00</b>              | <b>\$0.00</b>                      | <b>\$0.00</b>               | <b>\$0.00</b>                      | <b>\$7,200.00</b>                               | <b>\$7,200.00</b>         | <b>0.00%</b> | <b>0.00%</b>  | <b>100.00%</b> |
|   | <b>\$0.00</b>              | <b>\$0.00</b>                      | <b>\$0.00</b>               | <b>\$0.00</b>                      |   | <b>\$7,200.00</b>         |              |               |                |
| <b>Group 04173000 - 04173999 OTHER SERVICES &amp; CHARGES</b> |                            |                                    |                             |                                    |   |                           |              |               |                |
| 3026- 04173009 OTHER PROFESSIONAL SERVICES                    | \$0.00                     | \$0.00                             | \$0.00                      | \$0.00                             | \$1,000.00                                      | \$1,000.00                |              |               |                |
|   | \$0.00                     | \$0.00                             | \$0.00                      | \$0.00                             |   | \$1,000.00                | 0.00%        | 0.00%         | 100.00%        |
| 3026- 04173020 TELEPHONE & FAX-LANDLINE                       | \$0.00                     | \$0.00                             | \$40.28                     | \$689.96                           | \$3,500.00                                      | \$2,810.04                |              |               |                |
|   | \$0.00                     | \$0.00                             | \$40.28                     | \$689.96                           |   | \$2,810.04                | 1.15%        | 19.71%        | 80.29%         |
| 3026- 04173021 POSTAGE  | \$0.00                     | \$0.00                             | \$0.00                      | \$0.00                             | \$150.00  | \$150.00                  |              |               |                |
|   | \$0.00                     | \$0.00                             | \$0.00                      | \$0.00                             |   | \$150.00                  | 0.00%        | 0.00%         | 100.00%        |
| 3026- 04173023 INTERNET CONNECTION                            | \$0.00                     | \$0.00                             | \$0.00                      | \$0.00                             | \$10.00   | \$10.00                   |              |               |                |
|   | \$0.00                     | \$0.00                             | \$0.00                      | \$0.00                             |   | \$10.00                   | 0.00%        | 0.00%         | 100.00%        |
| 3026- 04173030 TRAVEL   | \$0.00                     | \$0.00                             | \$0.00                      | \$0.00                             | \$5,000.00                                      | \$5,000.00                |              |               |                |
|   | \$0.00                     | \$0.00                             | \$0.00                      | \$0.00                             |   | \$5,000.00                | 0.00%        | 0.00%         | 100.00%        |
| 3026- 04173040 ADVERTISING & PUBLICATION                      | \$0.00                     | \$0.00                             | \$0.00                      | \$517.14                           | \$7,000.00                                      | \$6,482.86                |              |               |                |
|   | \$0.00                     | \$0.00                             | \$0.00                      | \$517.14                           |   | \$6,482.86                | 0.00%        | 7.39%         | 92.61%         |
| 3026- 04173052 FIRE & EXTENDED COVERAGE                       | \$0.00                     | \$0.00                             | \$0.00                      | \$5,763.56                         | \$5,763.56                                      | \$0.00                    |              |               |                |
|   | \$0.00                     | \$0.00                             | \$0.00                      | \$5,763.56                         |   | \$0.00                    | 0.00%        | 100.00%       | 0.00%          |
| 3026- 04173060 UTILITIES - ELECTRICITY                        | \$0.00                     | \$0.00                             | \$263.67                    | \$563.27                           | \$5,000.00                                      | \$4,436.73                |              |               |                |
|   | \$0.00                     | \$0.00                             | \$263.67                    | \$563.27                           |   | \$4,436.73                | 5.27%        | 11.26%        | 88.74%         |

Month 3  
 Date Range 3/1/2026 - 3/31/2026  
 Fund Range 1000 - 6400  
 Dept Range 0001 - 9999 Item Range 0001 - 9999

**CRAIGHEAD COUNTY BUDGET DETAIL REPORT**

4/3/2026 12:16:07 PM

Page 74

Pg Brk Dept N Only W/Budget Amt N Show Act Balance N  
 No % N Only W/Balances N No Adj Expenditures N  
 No Shade N Only W/Transactions N No Adj Budget Y

| Description   | Transfers<br>Appropriation | YTD Transfers<br>YTD Appropriation | Expenditures<br>Adj Expend. | YTD Expenditures<br>Adj YTD Expend | Original Budget                                 | Balance<br>Actual Balance | %<br>Used    | YTD %<br>Used | %<br>Left      |
|---|----------------------------|------------------------------------|-----------------------------|------------------------------------|---|---------------------------|--------------|---------------|----------------|
| <b>Fund 3026 PUBLIC DEF INDIGENT CRIMINAL DEF FUND</b>        |                            |                                    | <b>Department</b>           | <b>0417</b>                        | <b>PUBLIC DEFENDER (SPECIAL REV)(14-20-102)</b> |                           |              |               |                |
| <b>Group 04173000 - 04173999 OTHER SERVICES &amp; CHARGES</b> |                            |                                    |                             |                                    |   |                           |              |               |                |
| 3026- 04173061 UTILITIES - GAS                                | \$0.00                     | \$0.00                             | \$29.98                     | \$135.74                           | \$300.00  | \$164.26                  | 9.99%        | 45.25%        | 54.75%         |
| 3026- 04173073 LEASE MACHINERY & EQUIP(INCL COPY              | \$0.00                     | \$0.00                             | \$0.00                      | \$521.08                           | \$5,500.00                                      | \$4,978.92                | 0.00%        | 9.47%         | 90.53%         |
| 3026- 04173090 DUES MEMBERSHIPS SUB                           | \$0.00                     | \$0.00                             | \$0.00                      | \$990.00                           | \$3,000.00                                      | \$2,010.00                | 0.00%        | 33.00%        | 67.00%         |
| 3026- 04173094 MEALS & LODGING                                | \$0.00                     | \$0.00                             | \$0.00                      | \$0.00                             | \$5,000.00                                      | \$5,000.00                | 0.00%        | 0.00%         | 100.00%        |
| 3026- 04173100 OTHER MISCELLANEOUS                            | \$0.00                     | \$0.00                             | \$50.00                     | \$543.65                           | \$500.00  | -\$43.65                  | 10.00%       | 0.00%         | 0.00%          |
| 3026- 04173101 TRAINING & EDUCATION                           | \$0.00                     | \$0.00                             | \$0.00                      | \$800.00                           | \$5,000.00                                      | \$4,200.00                | 0.00%        | 16.00%        | 84.00%         |
| 3026- 04173102 COMP SOFTWARESUPPORT/MAINT/REC                 | \$0.00                     | \$0.00                             | \$12.27                     | \$12.27                            | \$7,500.00                                      | \$7,487.73                | 0.16%        | 0.16%         | 99.84%         |
| <b>417 4173000 4173999 Group Totals</b>                       | <b>\$0.00</b>              | <b>\$0.00</b>                      | <b>\$396.20</b>             | <b>\$10,536.67</b>                 | <b>\$54,223.56</b>                              | <b>\$43,686.89</b>        | <b>0.73%</b> | <b>19.43%</b> | <b>80.57%</b>  |
| <b>OTHER SERVICES &amp; CHARGES</b>                           | <b>\$0.00</b>              | <b>\$0.00</b>                      | <b>\$396.20</b>             | <b>\$10,536.67</b>                 |   | <b>\$43,686.89</b>        | <b>0.73%</b> | <b>19.43%</b> | <b>80.57%</b>  |
| <b>Group 04174000 - 04174999 CAPITAL OUTLAY</b>               |                            |                                    |                             |                                    |   |                           |              |               |                |
| 3026- 04174004 MACHINERY AND EQUIPMENT                        | \$0.00                     | \$0.00                             | \$0.00                      | \$0.00                             | \$10.00   | \$10.00                   | 0.00%        | 0.00%         | 100.00%        |
| <b>417 4174000 4174999 Group Totals</b>                       | <b>\$0.00</b>              | <b>\$0.00</b>                      | <b>\$0.00</b>               | <b>\$0.00</b>                      | <b>\$10.00</b>                                  | <b>\$10.00</b>            | <b>0.00%</b> | <b>0.00%</b>  | <b>100.00%</b> |
| <b>CAPITAL OUTLAY</b>   | <b>\$0.00</b>              | <b>\$0.00</b>                      | <b>\$0.00</b>               | <b>\$0.00</b>                      |   | <b>\$10.00</b>            | <b>0.00%</b> | <b>0.00%</b>  | <b>100.00%</b> |
| <b>3026 0417 Department Totals</b>                            | <b>-\$1,686.18</b>         | <b>-\$5,058.54</b>                 | <b>\$4,324.30</b>           | <b>\$24,870.60</b>                 | <b>\$139,094.42</b>                             | <b>\$109,165.28</b>       |              |               |                |
| <b>PUBLIC DEFENDER (SPECIAL REV)(1</b>                        | <b>\$0.00</b>              | <b>\$0.00</b>                      | <b>\$6,010.48</b>           | <b>\$29,929.14</b>                 |   | <b>\$109,165.28</b>       | <b>4.32%</b> | <b>21.52%</b> | <b>78.48%</b>  |
| <b>3026 Fund Totals</b>                                       | <b>-\$1,686.18</b>         | <b>-\$5,058.54</b>                 | <b>\$4,324.30</b>           | <b>\$24,870.60</b>                 | <b>\$139,094.42</b>                             | <b>\$109,165.28</b>       |              |               |                |
| <b>PUBLIC DEF INDIGENT CRIMINAL DEF</b>                       | <b>\$0.00</b>              | <b>\$0.00</b>                      | <b>\$6,010.48</b>           | <b>\$29,929.14</b>                 |   | <b>\$109,165.28</b>       | <b>4.32%</b> | <b>21.52%</b> | <b>78.48%</b>  |
| Description   | Transfers<br>Appropriation | YTD Transfers<br>YTD Appropriation | Expenditures<br>Adj Expend. | YTD Expenditures<br>Adj YTD Expend | Original Budget                                 | Balance<br>Actual Balance | %<br>Used    | YTD %<br>Used | %<br>Left      |

Month 3  
 Date Range 3/1/2026 - 3/31/2026  
 Fund Range 1000 - 6400  
 Dept Range 0001 - 9999 Item Range 0001 - 9999

**CRAIGHEAD COUNTY BUDGET DETAIL REPORT**

4/3/2026 12:16:07 PM

Page 75

Pg Brk Dept N Only W/Budget Amt N Show Act Balance N  
 No % N Only W/Balances N No Adj Expenditures N  
 No Shade N Only W/Transactions N No Adj Budget Y

| Description   | Transfers<br>Appropriation | YTD Transfers<br>YTD Appropriation | Expenditures<br>Adj Expend. | YTD Expenditures<br>Adj YTD Expend | Original Budget   | Balance<br>Actual Balance | %<br>Used    | YTD %<br>Used | %<br>Left      |
|---|----------------------------|------------------------------------|-----------------------------|------------------------------------|-------------------|---------------------------|--------------|---------------|----------------|
| <b>Fund 3028 ADULT DRUG COURT FEE FUND</b>                    |                            |                                    |                             |                                    |                   |                           |              |               |                |
| <b>Group 04222000 - 04222999 SUPPLIES</b>                     |                            |                                    |                             |                                    |                   |                           |              |               |                |
| 3028- 04222001  | \$0.00                     | \$0.00                             | \$0.00                      | \$0.00                             | \$590.00          | \$590.00                  |              |               |                |
| GENERAL OFFICE SUPPLIES                                       | \$0.00                     | \$0.00                             | \$0.00                      | \$0.00                             | \$590.00          | \$590.00                  | 0.00%        | 0.00%         | 100.00%        |
| 3028- 04222002  | \$0.00                     | \$0.00                             | \$0.00                      | \$0.00                             | \$500.00          | \$500.00                  |              |               |                |
| SMALL EQUIPMENT   | \$0.00                     | \$0.00                             | \$0.00                      | \$0.00                             | \$500.00          | \$500.00                  | 0.00%        | 0.00%         | 100.00%        |
| <b>422 4222000 4222999 Group Totals</b>                       | <b>\$0.00</b>              | <b>\$0.00</b>                      | <b>\$0.00</b>               | <b>\$0.00</b>                      | <b>\$1,090.00</b> | <b>\$1,090.00</b>         |              |               |                |
| <b>SUPPLIES</b>   | <b>\$0.00</b>              | <b>\$0.00</b>                      | <b>\$0.00</b>               | <b>\$0.00</b>                      | <b>\$1,090.00</b> | <b>\$1,090.00</b>         | <b>0.00%</b> | <b>0.00%</b>  | <b>100.00%</b> |
| <b>Group 04223000 - 04223999 OTHER SERVICES &amp; CHARGES</b> |                            |                                    |                             |                                    |                   |                           |              |               |                |
| 3028- 04223030  | \$0.00                     | \$0.00                             | \$0.00                      | \$0.00                             | \$300.00          | \$300.00                  |              |               |                |
| TRAVEL  | \$0.00                     | \$0.00                             | \$0.00                      | \$0.00                             | \$300.00          | \$300.00                  | 0.00%        | 0.00%         | 100.00%        |
| 3028- 04223094  | \$0.00                     | \$0.00                             | \$0.00                      | \$0.00                             | \$200.00          | \$200.00                  |              |               |                |
| MEALS & LODGING   | \$0.00                     | \$0.00                             | \$0.00                      | \$0.00                             | \$200.00          | \$200.00                  | 0.00%        | 0.00%         | 100.00%        |
| 3028- 04223100  | \$0.00                     | \$0.00                             | \$0.00                      | \$0.00                             | \$10.00           | \$10.00                   |              |               |                |
| OTHER MISCELLANEOUS   | \$0.00                     | \$0.00                             | \$0.00                      | \$0.00                             | \$10.00           | \$10.00                   | 0.00%        | 0.00%         | 100.00%        |
| 3028- 04223101  | \$0.00                     | \$0.00                             | \$0.00                      | \$0.00                             | \$200.00          | \$200.00                  |              |               |                |
| TRAINING & EDUCATION  | \$0.00                     | \$0.00                             | \$0.00                      | \$0.00                             | \$200.00          | \$200.00                  | 0.00%        | 0.00%         | 100.00%        |
| <b>422 4223000 4223999 Group Totals</b>                       | <b>\$0.00</b>              | <b>\$0.00</b>                      | <b>\$0.00</b>               | <b>\$0.00</b>                      | <b>\$710.00</b>   | <b>\$710.00</b>           |              |               |                |
| <b>OTHER SERVICES &amp; CHARGES</b>                           | <b>\$0.00</b>              | <b>\$0.00</b>                      | <b>\$0.00</b>               | <b>\$0.00</b>                      | <b>\$710.00</b>   | <b>\$710.00</b>           | <b>0.00%</b> | <b>0.00%</b>  | <b>100.00%</b> |
| <b>3028 0422 Department Totals</b>                            | <b>\$0.00</b>              | <b>\$0.00</b>                      | <b>\$0.00</b>               | <b>\$0.00</b>                      | <b>\$1,800.00</b> | <b>\$1,800.00</b>         |              |               |                |
| <b>CIRCUIT DRUG CT FEE FD (SPEC RE</b>                        | <b>\$0.00</b>              | <b>\$0.00</b>                      | <b>\$0.00</b>               | <b>\$0.00</b>                      | <b>\$0.00</b>     | <b>\$1,800.00</b>         | <b>0.00%</b> | <b>0.00%</b>  | <b>100.00%</b> |
| <b>3028 Fund Totals</b>                                       | <b>\$0.00</b>              | <b>\$0.00</b>                      | <b>\$0.00</b>               | <b>\$0.00</b>                      | <b>\$1,800.00</b> | <b>\$1,800.00</b>         |              |               |                |
| <b>ADULT DRUG COURT FEE FUND</b>                              | <b>\$0.00</b>              | <b>\$0.00</b>                      | <b>\$0.00</b>               | <b>\$0.00</b>                      | <b>\$1,800.00</b> | <b>\$1,800.00</b>         | <b>0.00%</b> | <b>0.00%</b>  | <b>100.00%</b> |

| Description   | Transfers<br>Appropriation | YTD Transfers<br>YTD Appropriation | Expenditures<br>Adj Expend. | YTD Expenditures<br>Adj YTD Expend | Original Budget | Balance<br>Actual Balance | %<br>Used    | YTD %<br>Used | %<br>Left      |
|---|----------------------------|------------------------------------|-----------------------------|------------------------------------|-----------------|---------------------------|--------------|---------------|----------------|
| <b>Fund 3029 DISTRICT COURT PUBLIC SAFETY FUND</b>            |                            |                                    |                             |                                    |                 |                           |              |               |                |
| <b>Group 04092000 - 04092999 SUPPLIES</b>                     |                            |                                    |                             |                                    |                 |                           |              |               |                |
| 3029- 04092001  | \$0.00                     | \$0.00                             | \$0.00                      | \$0.00                             | \$10.00         | \$10.00                   |              |               |                |
| GENERAL OFFICE SUPPLIES                                       | \$0.00                     | \$0.00                             | \$0.00                      | \$0.00                             | \$10.00         | \$10.00                   | 0.00%        | 0.00%         | 100.00%        |
| 3029- 04092002  | \$0.00                     | \$0.00                             | \$0.00                      | \$0.00                             | \$10.00         | \$10.00                   |              |               |                |
| SMALL EQUIPMENT   | \$0.00                     | \$0.00                             | \$0.00                      | \$0.00                             | \$10.00         | \$10.00                   | 0.00%        | 0.00%         | 100.00%        |
| <b>409 4092000 4092999 Group Totals</b>                       | <b>\$0.00</b>              | <b>\$0.00</b>                      | <b>\$0.00</b>               | <b>\$0.00</b>                      | <b>\$20.00</b>  | <b>\$20.00</b>            |              |               |                |
| <b>SUPPLIES</b>   | <b>\$0.00</b>              | <b>\$0.00</b>                      | <b>\$0.00</b>               | <b>\$0.00</b>                      | <b>\$20.00</b>  | <b>\$20.00</b>            | <b>0.00%</b> | <b>0.00%</b>  | <b>100.00%</b> |
| <b>Group 04093000 - 04093999 OTHER SERVICES &amp; CHARGES</b> |                            |                                    |                             |                                    |                 |                           |              |               |                |
| 3029- 04093030  | \$0.00                     | \$0.00                             | \$0.00                      | \$0.00                             | \$10.00         | \$10.00                   |              |               |                |
| TRAVEL  | \$0.00                     | \$0.00                             | \$0.00                      | \$0.00                             | \$10.00         | \$10.00                   | 0.00%        | 0.00%         | 100.00%        |
| 3029- 04093100  | \$0.00                     | \$0.00                             | \$0.00                      | \$0.00                             | \$407.49        | \$407.49                  |              |               |                |
| OTHER MISCELLANEOUS   | \$0.00                     | \$0.00                             | \$0.00                      | \$0.00                             | \$407.49        | \$407.49                  | 0.00%        | 0.00%         | 100.00%        |
| <b>409 4093000 4093999 Group Totals</b>                       | <b>\$0.00</b>              | <b>\$0.00</b>                      | <b>\$0.00</b>               | <b>\$0.00</b>                      | <b>\$417.49</b> | <b>\$417.49</b>           |              |               |                |
| <b>OTHER SERVICES &amp; CHARGES</b>                           | <b>\$0.00</b>              | <b>\$0.00</b>                      | <b>\$0.00</b>               | <b>\$0.00</b>                      | <b>\$417.49</b> | <b>\$417.49</b>           | <b>0.00%</b> | <b>0.00%</b>  | <b>100.00%</b> |
| <b>3029 0409 Department Totals</b>                            | <b>\$0.00</b>              | <b>\$0.00</b>                      | <b>\$0.00</b>               | <b>\$0.00</b>                      | <b>\$437.49</b> | <b>\$437.49</b>           |              |               |                |
| <b>DISTRICT COURT (SPECIAL REV)(27-</b>                       | <b>\$0.00</b>              | <b>\$0.00</b>                      | <b>\$0.00</b>               | <b>\$0.00</b>                      | <b>\$0.00</b>   | <b>\$437.49</b>           | <b>0.00%</b> | <b>0.00%</b>  | <b>100.00%</b> |
| <b>3029 Fund Totals</b>                                       | <b>\$0.00</b>              | <b>\$0.00</b>                      | <b>\$0.00</b>               | <b>\$0.00</b>                      | <b>\$437.49</b> | <b>\$437.49</b>           |              |               |                |
| <b>DISTRICT COURT PUBLIC SAFETY FUN</b>                       | <b>\$0.00</b>              | <b>\$0.00</b>                      | <b>\$0.00</b>               | <b>\$0.00</b>                      | <b>\$437.49</b> | <b>\$437.49</b>           | <b>0.00%</b> | <b>0.00%</b>  | <b>100.00%</b> |

| Description | Transfers<br>Appropriation | YTD Transfers<br>YTD Appropriation | Expenditures<br>Adj Expend. | YTD Expenditures<br>Adj YTD Expend | Original Budget | Balance<br>Actual Balance | %<br>Used | YTD %<br>Used | %<br>Left |
|-------------|----------------------------|------------------------------------|-----------------------------|------------------------------------|-----------------|---------------------------|-----------|---------------|-----------|
|-------------|----------------------------|------------------------------------|-----------------------------|------------------------------------|-----------------|---------------------------|-----------|---------------|-----------|

Month 3  
 Date Range 3/1/2026 - 3/31/2026  
 Fund Range 1000 - 6400  
 Dept Range 0001 - 9999 Item Range 0001 - 9999

**CRAIGHEAD COUNTY BUDGET DETAIL REPORT**

4/3/2026 12:16:07 PM

Page 76

Pg Brk Dept N Only W/Budget Amt N Show Act Balance N  
 No % N Only W/Balances N No Adj Expenditures N  
 No Shade N Only W/Transactions N No Adj Budget Y

| Description   | Transfers<br>Appropriation | YTD Transfers<br>YTD Appropriation | Expenditures<br>Adj Expend. | YTD Expenditures<br>Adj YTD Expend | Original Budget    | Balance<br>Actual Balance | %<br>Used    | YTD %<br>Used | %<br>Left      |
|---|----------------------------|------------------------------------|-----------------------------|------------------------------------|--------------------|---------------------------|--------------|---------------|----------------|
| <b>Fund 3031 JUVENILE COURT PROBATION FEE FUND</b>            |                            |                                    |                             |                                    |                    |                           |              |               |                |
| <b>Group 04140100 - 04141999 PERSONAL SERVICES</b>            |                            |                                    |                             |                                    |                    |                           |              |               |                |
| 3031 - 04141002   | \$0.00                     | \$0.00                             | \$209.84                    | \$1,189.26                         | \$5,000.00         | \$3,810.74                |              |               |                |
| PART TIME JUVENILE OFFICER                                    | \$0.00                     | \$0.00                             | \$209.84                    | \$1,189.26                         |                    | \$3,810.74                | 4.20%        | 23.78%        | 76.22%         |
| 3031 - 04141005   | \$0.00                     | \$0.00                             | \$0.00                      | \$0.00                             | \$3,000.00         | \$3,000.00                |              |               |                |
| OVERTIME & OTHER COMP(INCL HOLIDAYS)                          | \$0.00                     | \$0.00                             | \$0.00                      | \$0.00                             |                    | \$3,000.00                | 0.00%        | 0.00%         | 100.00%        |
| 3031 - 04141006   | \$0.00                     | \$0.00                             | \$43.61                     | \$101.84                           | \$5,229.50         | \$5,127.66                |              |               |                |
| SOCIAL SECURITY MATCH   | \$0.00                     | \$0.00                             | \$43.61                     | \$101.84                           |                    | \$5,127.66                | 0.83%        | 1.95%         | 98.05%         |
| 3031 - 04141007   | \$0.00                     | \$0.00                             | \$0.00                      | \$0.00                             | \$459.60           | \$459.60                  |              |               |                |
| RETIREMENT MATCH  | \$0.00                     | \$0.00                             | \$0.00                      | \$0.00                             |                    | \$459.60                  | 0.00%        | 0.00%         | 100.00%        |
| 3031 - 04141011   | \$0.00                     | \$0.00                             | \$0.00                      | \$0.00                             | \$50.00            | \$50.00                   |              |               |                |
| UNEMPLOYMENT COMPENSATION                                     | \$0.00                     | \$0.00                             | \$0.00                      | \$0.00                             |                    | \$50.00                   | 0.00%        | 0.00%         | 100.00%        |
| <b>414 4140100 4141999 Group Totals</b>                       | <b>\$0.00</b>              | <b>\$0.00</b>                      | <b>\$253.45</b>             | <b>\$1,291.10</b>                  | <b>\$13,739.10</b> | <b>\$12,448.00</b>        |              |               |                |
| <b>PERSONAL SERVICES</b>                                      | <b>\$0.00</b>              | <b>\$0.00</b>                      | <b>\$253.45</b>             | <b>\$1,291.10</b>                  |                    | <b>\$12,448.00</b>        | <b>1.84%</b> | <b>9.40%</b>  | <b>90.60%</b>  |
| <b>Group 04142000 - 04142999 SUPPLIES</b>                     |                            |                                    |                             |                                    |                    |                           |              |               |                |
| 3031 - 04142001   | \$0.00                     | \$0.00                             | \$0.00                      | \$0.00                             | \$5,000.00         | \$5,000.00                |              |               |                |
| GENERAL OFFICE SUPPLIES                                       | \$0.00                     | \$0.00                             | \$0.00                      | \$0.00                             |                    | \$5,000.00                | 0.00%        | 0.00%         | 100.00%        |
| 3031 - 04142002   | \$0.00                     | \$0.00                             | \$0.00                      | \$0.00                             | \$3,500.00         | \$3,500.00                |              |               |                |
| SMALL EQUIPMENT   | \$0.00                     | \$0.00                             | \$0.00                      | \$0.00                             |                    | \$3,500.00                | 0.00%        | 0.00%         | 100.00%        |
| 3031 - 04142006   | \$0.00                     | \$0.00                             | \$0.00                      | \$0.00                             | \$10.00            | \$10.00                   |              |               |                |
| CLOTHING AND UNIFORMS   | \$0.00                     | \$0.00                             | \$0.00                      | \$0.00                             |                    | \$10.00                   | 0.00%        | 0.00%         | 100.00%        |
| <b>414 4142000 4142999 Group Totals</b>                       | <b>\$0.00</b>              | <b>\$0.00</b>                      | <b>\$0.00</b>               | <b>\$0.00</b>                      | <b>\$8,510.00</b>  | <b>\$8,510.00</b>         |              |               |                |
| <b>SUPPLIES</b>   | <b>\$0.00</b>              | <b>\$0.00</b>                      | <b>\$0.00</b>               | <b>\$0.00</b>                      |                    | <b>\$8,510.00</b>         | <b>0.00%</b> | <b>0.00%</b>  | <b>100.00%</b> |
| <b>Group 04143000 - 04143999 OTHER SERVICES &amp; CHARGES</b> |                            |                                    |                             |                                    |                    |                           |              |               |                |
| 3031 - 04143020   | \$0.00                     | \$0.00                             | \$0.00                      | \$49.63                            | \$10.00            | -\$39.63                  |              |               |                |
| TELEPHONE & FAX-LANDLINE                                      | \$0.00                     | \$0.00                             | \$0.00                      | \$49.63                            |                    | -\$39.63                  | 0.00%        | 0.00%         | 0.00%          |
| 3031 - 04143021   | \$0.00                     | \$0.00                             | \$0.00                      | \$0.00                             | \$1,500.00         | \$1,500.00                |              |               |                |
| POSTAGE   | \$0.00                     | \$0.00                             | \$0.00                      | \$0.00                             |                    | \$1,500.00                | 0.00%        | 0.00%         | 100.00%        |
| 3031 - 04143022   | \$0.00                     | \$0.00                             | \$313.08                    | \$939.24                           | \$4,310.00         | \$3,370.76                |              |               |                |
| CELL PHONES & PAGERS  | \$0.00                     | \$0.00                             | \$313.08                    | \$939.24                           |                    | \$3,370.76                | 7.26%        | 21.79%        | 78.21%         |
| 3031 - 04143100   | \$0.00                     | \$0.00                             | \$0.00                      | \$0.00                             | \$1,000.00         | \$1,000.00                |              |               |                |
| OTHER MISCELLANEOUS   | \$0.00                     | \$0.00                             | \$0.00                      | \$0.00                             |                    | \$1,000.00                | 0.00%        | 0.00%         | 100.00%        |
| 3031 - 04143101   | \$0.00                     | \$0.00                             | \$150.00                    | \$518.90                           | \$4,000.00         | \$3,481.10                |              |               |                |
| TRAINING & EDUCATION  | \$0.00                     | \$0.00                             | \$150.00                    | \$518.90                           |                    | \$3,481.10                | 3.75%        | 12.97%        | 87.03%         |
| 3031 - 04143102   | \$0.00                     | \$0.00                             | \$0.00                      | \$0.00                             | \$4,750.00         | \$4,750.00                |              |               |                |
| COMP SOFTWARE,SUPPORT/MAINT/REC                               | \$0.00                     | \$0.00                             | \$0.00                      | \$0.00                             |                    | \$4,750.00                | 0.00%        | 0.00%         | 100.00%        |
| <b>414 4143000 4143999 Group Totals</b>                       | <b>\$0.00</b>              | <b>\$0.00</b>                      | <b>\$463.08</b>             | <b>\$1,507.77</b>                  | <b>\$15,570.00</b> | <b>\$14,062.23</b>        |              |               |                |
| <b>OTHER SERVICES &amp; CHARGES</b>                           | <b>\$0.00</b>              | <b>\$0.00</b>                      | <b>\$463.08</b>             | <b>\$1,507.77</b>                  |                    | <b>\$14,062.23</b>        | <b>2.97%</b> | <b>9.68%</b>  | <b>90.32%</b>  |
| <b>3031 0414 Department Totals</b>                            | <b>\$0.00</b>              | <b>\$0.00</b>                      | <b>\$716.53</b>             | <b>\$2,798.87</b>                  | <b>\$37,819.10</b> | <b>\$35,020.23</b>        |              |               |                |
| <b>JUVENILE COURT (SPECIAL REV)(16)</b>                       | <b>\$0.00</b>              | <b>\$0.00</b>                      | <b>\$716.53</b>             | <b>\$2,798.87</b>                  |                    | <b>\$35,020.23</b>        | <b>1.90%</b> | <b>7.40%</b>  | <b>92.60%</b>  |
| <b>3031 Fund Totals</b>                                       | <b>\$0.00</b>              | <b>\$0.00</b>                      | <b>\$716.53</b>             | <b>\$2,798.87</b>                  | <b>\$37,819.10</b> | <b>\$35,020.23</b>        |              |               |                |
| <b>JUVENILE COURT PROBATION FEE FUND</b>                      | <b>\$0.00</b>              | <b>\$0.00</b>                      | <b>\$716.53</b>             | <b>\$2,798.87</b>                  |                    | <b>\$35,020.23</b>        | <b>1.90%</b> | <b>7.40%</b>  | <b>92.60%</b>  |
| Description   | Transfers<br>Appropriation | YTD Transfers<br>YTD Appropriation | Expenditures<br>Adj Expend. | YTD Expenditures<br>Adj YTD Expend | Original Budget    | Balance<br>Actual Balance | %<br>Used    | YTD %<br>Used | %<br>Left      |

Month 3  
 Date Range 3/1/2026 - 3/31/2026  
 Fund Range 1000 - 6400  
 Dept Range 0001 - 9999 Item Range 0001 - 9999

**CRAIGHEAD COUNTY BUDGET DETAIL REPORT**

4/3/2026 12:16:07 PM

Page 77

Pg Brk Dept N Only W/Budget Amt N Show Act Balance N  
 No % N Only W/Balances N No Adj Expenditures N  
 No Shade N Only W/Transactions N No Adj Budget Y

| Description   | Transfers<br>Appropriation | YTD Transfers<br>YTD Appropriation | Expenditures<br>Adj Expend. | YTD Expenditures<br>Adj YTD Expend | Original Budget   | Balance<br>Actual Balance | %<br>Used    | YTD %<br>Used | %<br>Left      |
|---|----------------------------|------------------------------------|-----------------------------|------------------------------------|-------------------|---------------------------|--------------|---------------|----------------|
| <b>Fund 3039 CIRCUIT CLERK COMMISSION FEE FUND</b>            |                            |                                    |                             |                                    |                   |                           |              |               |                |
| <b>Group 01022000 - 01022999 SUPPLIES</b>                     |                            |                                    |                             |                                    |                   |                           |              |               |                |
| 3039- 01022001  | \$0.00                     | \$0.00                             | \$0.00                      | \$0.00                             | \$4,000.00        | \$4,000.00                |              |               |                |
| GENERAL OFFICE SUPPLIES                                       | \$0.00                     | \$0.00                             | \$0.00                      | \$0.00                             | \$4,000.00        | \$4,000.00                | 0.00%        | 0.00%         | 100.00%        |
| 3039- 01022002  | \$0.00                     | \$0.00                             | \$0.00                      | \$0.00                             | \$250.00          | \$250.00                  |              |               |                |
| SMALL EQUIPMENT   | \$0.00                     | \$0.00                             | \$0.00                      | \$0.00                             | \$250.00          | \$250.00                  | 0.00%        | 0.00%         | 100.00%        |
| <b>102 1022000 1022999 Group Totals</b>                       | <b>\$0.00</b>              | <b>\$0.00</b>                      | <b>\$0.00</b>               | <b>\$0.00</b>                      | <b>\$4,250.00</b> | <b>\$4,250.00</b>         |              |               |                |
| <b>SUPPLIES</b>   | <b>\$0.00</b>              | <b>\$0.00</b>                      | <b>\$0.00</b>               | <b>\$0.00</b>                      | <b>\$4,250.00</b> | <b>\$4,250.00</b>         | <b>0.00%</b> | <b>0.00%</b>  | <b>100.00%</b> |
| <b>Group 01023000 - 01023999 OTHER SERVICES &amp; CHARGES</b> |                            |                                    |                             |                                    |                   |                           |              |               |                |
| 3039- 01023090  | \$0.00                     | \$0.00                             | \$0.00                      | \$625.00                           | \$650.00          | \$25.00                   |              |               |                |
| DUES, MEMBERSHIPS. SUB  | \$0.00                     | \$0.00                             | \$0.00                      | \$625.00                           | \$650.00          | \$25.00                   | 0.00%        | 96.15%        | 3.85%          |
| 3039- 01023101  | \$0.00                     | \$0.00                             | \$0.00                      | \$0.00                             | \$450.00          | \$450.00                  |              |               |                |
| TRAINING & EDUCATION  | \$0.00                     | \$0.00                             | \$0.00                      | \$0.00                             | \$450.00          | \$450.00                  | 0.00%        | 0.00%         | 100.00%        |
| <b>102 1023000 1023999 Group Totals</b>                       | <b>\$0.00</b>              | <b>\$0.00</b>                      | <b>\$0.00</b>               | <b>\$625.00</b>                    | <b>\$1,100.00</b> | <b>\$475.00</b>           |              |               |                |
| <b>OTHER SERVICES &amp; CHARGES</b>                           | <b>\$0.00</b>              | <b>\$0.00</b>                      | <b>\$0.00</b>               | <b>\$625.00</b>                    | <b>\$1,100.00</b> | <b>\$475.00</b>           | <b>0.00%</b> | <b>56.82%</b> | <b>43.18%</b>  |
| <b>Group 01024000 - 01024999 CAPITAL OUTLAY</b>               |                            |                                    |                             |                                    |                   |                           |              |               |                |
| 3039- 01024004  | \$0.00                     | \$0.00                             | \$0.00                      | \$0.00                             | \$250.00          | \$250.00                  |              |               |                |
| MACHINERY AND EQUIPMENT                                       | \$0.00                     | \$0.00                             | \$0.00                      | \$0.00                             | \$250.00          | \$250.00                  | 0.00%        | 0.00%         | 100.00%        |
| <b>102 1024000 1024999 Group Totals</b>                       | <b>\$0.00</b>              | <b>\$0.00</b>                      | <b>\$0.00</b>               | <b>\$0.00</b>                      | <b>\$250.00</b>   | <b>\$250.00</b>           |              |               |                |
| <b>CAPITAL OUTLAY</b>   | <b>\$0.00</b>              | <b>\$0.00</b>                      | <b>\$0.00</b>               | <b>\$0.00</b>                      | <b>\$250.00</b>   | <b>\$250.00</b>           | <b>0.00%</b> | <b>0.00%</b>  | <b>100.00%</b> |
| <b>3039 0102 Department Totals</b>                            | <b>\$0.00</b>              | <b>\$0.00</b>                      | <b>\$0.00</b>               | <b>\$625.00</b>                    | <b>\$5,600.00</b> | <b>\$4,975.00</b>         |              |               |                |
| <b>COMMISIONED REAL-ESTATE SALES</b>                          | <b>\$0.00</b>              | <b>\$0.00</b>                      | <b>\$0.00</b>               | <b>\$625.00</b>                    | <b>\$5,600.00</b> | <b>\$4,975.00</b>         | <b>0.00%</b> | <b>11.16%</b> | <b>88.84%</b>  |
| <b>3039 Fund Totals</b>                                       | <b>\$0.00</b>              | <b>\$0.00</b>                      | <b>\$0.00</b>               | <b>\$625.00</b>                    | <b>\$5,600.00</b> | <b>\$4,975.00</b>         |              |               |                |
| <b>CIRCUIT CLERK COMMISSION FEE FUI</b>                       | <b>\$0.00</b>              | <b>\$0.00</b>                      | <b>\$0.00</b>               | <b>\$625.00</b>                    | <b>\$5,600.00</b> | <b>\$4,975.00</b>         | <b>0.00%</b> | <b>11.16%</b> | <b>88.84%</b>  |

| Description | Transfers<br>Appropriation | YTD Transfers<br>YTD Appropriation | Expenditures<br>Adj Expend. | YTD Expenditures<br>Adj YTD Expend | Original Budget | Balance<br>Actual Balance | %<br>Used | YTD %<br>Used | %<br>Left |
|-------------|----------------------------|------------------------------------|-----------------------------|------------------------------------|-----------------|---------------------------|-----------|---------------|-----------|
|-------------|----------------------------|------------------------------------|-----------------------------|------------------------------------|-----------------|---------------------------|-----------|---------------|-----------|

Month 3  
 Date Range 3/1/2026 - 3/31/2026  
 Fund Range 1000 - 6400  
 Dept Range 0001 - 9999

**CRAIGHEAD COUNTY BUDGET DETAIL REPORT**

4/3/2026 12:16:07 PM

Page 78

Pg Brk Dept N Only W/Budget Amt N Show Act Balance N  
 No % N Only W/Balances N No Adj Expenditures N  
 No Shade N Only W/Transactions N No Adj Budget Y

| Description   | Transfers<br>Appropriation | YTD Transfers<br>YTD Appropriation | Expenditures<br>Adj Expend. | YTD Expenditures<br>Adj YTD Expend | Original Budget    | Balance<br>Actual Balance | %<br>Used     | YTD %<br>Used | %<br>Left      |
|---|----------------------------|------------------------------------|-----------------------------|------------------------------------|--------------------|---------------------------|---------------|---------------|----------------|
| <b>Fund 3042 ASSESSOR'S LATE ASSESSMENT FEE FUND</b>          |                            |                                    |                             |                                    |                    |                           |               |               |                |
| <b>Group 01052000 - 01052999 SUPPLIES</b>                     |                            |                                    |                             |                                    |                    |                           |               |               |                |
| 3042- 01052001  | \$0.00                     | \$0.00                             | \$41.93                     | \$41.93                            | \$1,600.00         | \$1,558.07                |               |               |                |
| GENERAL SUPPLIES(CONSUMED OR ALT                              | \$0.00                     | \$0.00                             | \$41.93                     | \$41.93                            |                    | \$1,558.07                | 2.62%         | 2.62%         | 97.38%         |
| 3042- 01052002  | \$0.00                     | \$0.00                             | \$0.00                      | \$0.00                             | \$6,000.00         | \$6,000.00                |               |               |                |
| SMALL EQUIPMENT(LESS THAN CAPITAL                             | \$0.00                     | \$0.00                             | \$0.00                      | \$0.00                             |                    | \$6,000.00                | 0.00%         | 0.00%         | 100.00%        |
| <b>105 1052000 1052999 Group Totals</b>                       | <b>\$0.00</b>              | <b>\$0.00</b>                      | <b>\$41.93</b>              | <b>\$41.93</b>                     | <b>\$7,600.00</b>  | <b>\$7,558.07</b>         |               |               |                |
| <b>SUPPLIES</b>   | <b>\$0.00</b>              | <b>\$0.00</b>                      | <b>\$41.93</b>              | <b>\$41.93</b>                     |                    | <b>\$7,558.07</b>         | <b>0.55%</b>  | <b>0.55%</b>  | <b>99.45%</b>  |
| <b>Group 01053000 - 01053999 OTHER SERVICES &amp; CHARGES</b> |                            |                                    |                             |                                    |                    |                           |               |               |                |
| 3042- 01053021  | \$0.00                     | \$0.00                             | \$3,900.00                  | \$3,900.00                         | \$7,800.00         | \$3,900.00                |               |               |                |
| POSTAGE   | \$0.00                     | \$0.00                             | \$3,900.00                  | \$3,900.00                         |                    | \$3,900.00                | 50.00%        | 50.00%        | 50.00%         |
| 3042- 01053030  | \$0.00                     | \$0.00                             | \$0.00                      | \$0.00                             | \$750.00           | \$750.00                  |               |               |                |
| TRAVEL  | \$0.00                     | \$0.00                             | \$0.00                      | \$0.00                             |                    | \$750.00                  | 0.00%         | 0.00%         | 100.00%        |
| 3042- 01053040  | \$0.00                     | \$0.00                             | \$0.00                      | \$0.00                             | \$300.00           | \$300.00                  |               |               |                |
| ADVERTISING & PUBLICATIONS                                    | \$0.00                     | \$0.00                             | \$0.00                      | \$0.00                             |                    | \$300.00                  | 0.00%         | 0.00%         | 100.00%        |
| 3042- 01053090  | \$0.00                     | \$0.00                             | \$0.00                      | \$0.00                             | \$365.00           | \$365.00                  |               |               |                |
| DUES, MEMBERSHIPS, SUB  | \$0.00                     | \$0.00                             | \$0.00                      | \$0.00                             |                    | \$365.00                  | 0.00%         | 0.00%         | 100.00%        |
| 3042- 01053094  | \$0.00                     | \$0.00                             | \$0.00                      | \$0.00                             | \$10.00            | \$10.00                   |               |               |                |
| MEALS & LODGING   | \$0.00                     | \$0.00                             | \$0.00                      | \$0.00                             |                    | \$10.00                   | 0.00%         | 0.00%         | 100.00%        |
| 3042- 01053100  | \$0.00                     | \$0.00                             | \$0.00                      | \$0.00                             | \$10.00            | \$10.00                   |               |               |                |
| OTHER MISCELLANEOUS   | \$0.00                     | \$0.00                             | \$0.00                      | \$0.00                             |                    | \$10.00                   | 0.00%         | 0.00%         | 100.00%        |
| 3042- 01053101  | \$0.00                     | \$0.00                             | \$0.00                      | \$0.00                             | \$750.00           | \$750.00                  |               |               |                |
| TRAINING & EDUCATION  | \$0.00                     | \$0.00                             | \$0.00                      | \$0.00                             |                    | \$750.00                  | 0.00%         | 0.00%         | 100.00%        |
| 3042- 01053102  | \$0.00                     | \$0.00                             | \$0.00                      | \$0.00                             | \$14,400.00        | \$14,400.00               |               |               |                |
| COMP SOFTWARE,SUPPORT/MAINT/REC                               | \$0.00                     | \$0.00                             | \$0.00                      | \$0.00                             |                    | \$14,400.00               | 0.00%         | 0.00%         | 100.00%        |
| <b>105 1053000 1053999 Group Totals</b>                       | <b>\$0.00</b>              | <b>\$0.00</b>                      | <b>\$3,900.00</b>           | <b>\$3,900.00</b>                  | <b>\$24,385.00</b> | <b>\$20,485.00</b>        |               |               |                |
| <b>OTHER SERVICES &amp; CHARGES</b>                           | <b>\$0.00</b>              | <b>\$0.00</b>                      | <b>\$3,900.00</b>           | <b>\$3,900.00</b>                  |                    | <b>\$20,485.00</b>        | <b>15.99%</b> | <b>15.99%</b> | <b>84.01%</b>  |
| <b>Group 01054000 - 01054999 CAPITAL OUTLAY</b>               |                            |                                    |                             |                                    |                    |                           |               |               |                |
| 3042- 01054004  | \$0.00                     | \$0.00                             | \$0.00                      | \$0.00                             | \$10.00            | \$10.00                   |               |               |                |
| MACHINERY & EQUIPMENT   | \$0.00                     | \$0.00                             | \$0.00                      | \$0.00                             |                    | \$10.00                   | 0.00%         | 0.00%         | 100.00%        |
| <b>105 1054000 1054999 Group Totals</b>                       | <b>\$0.00</b>              | <b>\$0.00</b>                      | <b>\$0.00</b>               | <b>\$0.00</b>                      | <b>\$10.00</b>     | <b>\$10.00</b>            |               |               |                |
| <b>CAPITAL OUTLAY</b>   | <b>\$0.00</b>              | <b>\$0.00</b>                      | <b>\$0.00</b>               | <b>\$0.00</b>                      |                    | <b>\$10.00</b>            | <b>0.00%</b>  | <b>0.00%</b>  | <b>100.00%</b> |
| <b>3042 0105 Department Totals</b>                            | <b>\$0.00</b>              | <b>\$0.00</b>                      | <b>\$3,941.93</b>           | <b>\$3,941.93</b>                  | <b>\$31,995.00</b> | <b>\$28,053.07</b>        |               |               |                |
| <b>COUNTY ASSESSOR</b>  | <b>\$0.00</b>              | <b>\$0.00</b>                      | <b>\$3,941.93</b>           | <b>\$3,941.93</b>                  |                    | <b>\$28,053.07</b>        | <b>12.32%</b> | <b>12.32%</b> | <b>87.68%</b>  |
| <b>3042 Fund Totals</b>                                       | <b>\$0.00</b>              | <b>\$0.00</b>                      | <b>\$3,941.93</b>           | <b>\$3,941.93</b>                  | <b>\$31,995.00</b> | <b>\$28,053.07</b>        |               |               |                |
| <b>ASSESSOR'S LATE ASSESSMENT FEE</b>                         | <b>\$0.00</b>              | <b>\$0.00</b>                      | <b>\$3,941.93</b>           | <b>\$3,941.93</b>                  |                    | <b>\$28,053.07</b>        | <b>12.32%</b> | <b>12.32%</b> | <b>87.68%</b>  |

| Description | Transfers<br>Appropriation | YTD Transfers<br>YTD Appropriation | Expenditures<br>Adj Expend. | YTD Expenditures<br>Adj YTD Expend | Original Budget | Balance<br>Actual Balance | %<br>Used | YTD %<br>Used | %<br>Left |
|-------------|----------------------------|------------------------------------|-----------------------------|------------------------------------|-----------------|---------------------------|-----------|---------------|-----------|
|-------------|----------------------------|------------------------------------|-----------------------------|------------------------------------|-----------------|---------------------------|-----------|---------------|-----------|

Month 3  
 Date Range 3/1/2026 - 3/31/2026  
 Fund Range 1000 - 6400  
 Dept Range 0001 - 9999 Item Range 0001 - 9999

### CRAIGHEAD COUNTY BUDGET DETAIL REPORT

4/3/2026 12:16:07 PM

Page 79

Pg Brk Dept N Only W/Budget Amt N Show Act Balance N  
 No % N Only W/Balances N No Adj Expenditures N  
 No Shade N Only W/Transactions N No Adj Budget Y

| Description   | Transfers<br>Appropriation | YTD Transfers<br>YTD Appropriation | Expenditures<br>Adj Expend. | YTD Expenditures<br>Adj YTD Expend | Original Budget                       | Balance<br>Actual Balance | %<br>Used    | YTD %<br>Used | %<br>Left     |
|---|----------------------------|------------------------------------|-----------------------------|------------------------------------|---------------------------------------|---------------------------|--------------|---------------|---------------|
| <b>Fund 3045 DISTRICT COURT SPECIALTY COURT FUND</b>          |                            |                                    | <b>Department</b>           | <b>0409</b>                        | <b>DISTRICT COURT SPECIALTY COURT</b> |                           |              |               |               |
| <b>Group 04092000 - 04092999 SUPPLIES</b>                     |                            |                                    |                             |                                    |                                       |                           |              |               |               |
| 3045- 04092001  | \$0.00                     | \$0.00                             | \$0.00                      | \$36.27                            | \$50.00                               | \$13.73                   |              |               |               |
| GENERAL SUPPLIES ( CONSUMED OR AL                             | \$0.00                     | \$0.00                             | \$0.00                      | \$36.27                            |                                       | \$13.73                   | 0.00%        | 72.54%        | 27.46%        |
| 3045- 04092002  | \$0.00                     | \$0.00                             | \$0.00                      | \$0.00                             | \$2,000.00                            | \$2,000.00                |              |               |               |
| SMALL EQUIPMENT ( LESS THAN CAPIT/                            | \$0.00                     | \$0.00                             | \$0.00                      | \$0.00                             |                                       | \$2,000.00                | 0.00%        | 0.00%         | 100.00%       |
| 3045- 04092006  | \$0.00                     | \$0.00                             | \$0.00                      | \$0.00                             | \$1,500.00                            | \$1,500.00                |              |               |               |
| CLOTHING AND UNIFORM  | \$0.00                     | \$0.00                             | \$0.00                      | \$0.00                             |                                       | \$1,500.00                | 0.00%        | 0.00%         | 100.00%       |
| <b>409 4092000 4092999 Group Totals</b>                       | <b>\$0.00</b>              | <b>\$0.00</b>                      | <b>\$0.00</b>               | <b>\$36.27</b>                     | <b>\$3,550.00</b>                     | <b>\$3,513.73</b>         |              |               |               |
| <b>SUPPLIES</b>   | <b>\$0.00</b>              | <b>\$0.00</b>                      | <b>\$0.00</b>               | <b>\$36.27</b>                     |                                       | <b>\$3,513.73</b>         | <b>0.00%</b> | <b>1.02%</b>  | <b>98.98%</b> |
| <b>Group 04093000 - 04093999 OTHER SERVICES &amp; CHARGES</b> |                            |                                    |                             |                                    |                                       |                           |              |               |               |
| 3045- 04093009  | \$0.00                     | \$0.00                             | \$0.00                      | \$0.00                             | \$27,900.00                           | \$27,900.00               |              |               |               |
| OTHER PROFESSIONAL SERVICES                                   | \$0.00                     | \$0.00                             | \$0.00                      | \$0.00                             |                                       | \$27,900.00               | 0.00%        | 0.00%         | 100.00%       |
| 3045- 04093020  | \$0.00                     | \$0.00                             | \$0.00                      | \$0.00                             | \$10.00                               | \$10.00                   |              |               |               |
| TELEPHONE & FAX-LANDLINE                                      | \$0.00                     | \$0.00                             | \$0.00                      | \$0.00                             |                                       | \$10.00                   | 0.00%        | 0.00%         | 100.00%       |
| 3045- 04093022  | \$0.00                     | \$0.00                             | \$47.08                     | \$94.16                            | \$10.00                               | -\$84.16                  |              |               |               |
| CELLPHONES & PAGERS   | \$0.00                     | \$0.00                             | \$47.08                     | \$94.16                            |                                       | -\$84.16                  | 0.00%        | 0.00%         | 0.00%         |
| 3045- 04093023  | \$0.00                     | \$0.00                             | \$0.00                      | \$0.00                             | \$10.00                               | \$10.00                   |              |               |               |
| INTERNET CONNECTION   | \$0.00                     | \$0.00                             | \$0.00                      | \$0.00                             |                                       | \$10.00                   | 0.00%        | 0.00%         | 100.00%       |
| 3045- 04093073  | \$0.00                     | \$0.00                             | \$0.00                      | \$0.00                             | \$10.00                               | \$10.00                   |              |               |               |
| LEASE MACHINERY & EQUIP (INCL COPY                            | \$0.00                     | \$0.00                             | \$0.00                      | \$0.00                             |                                       | \$10.00                   | 0.00%        | 0.00%         | 100.00%       |
| 3045- 04093094  | \$0.00                     | \$0.00                             | \$261.06                    | \$327.06                           | \$1,500.00                            | \$1,172.94                |              |               |               |
| MEALS & LODGING   | \$0.00                     | \$0.00                             | \$261.06                    | \$327.06                           |                                       | \$1,172.94                | 17.40%       | 21.80%        | 78.20%        |
| 3045- 04093100  | \$0.00                     | \$0.00                             | \$142.32                    | \$430.64                           | \$18,000.00                           | \$17,569.36               |              |               |               |
| OTHER MISCELLANEOUS   | \$0.00                     | \$0.00                             | \$142.32                    | \$430.64                           |                                       | \$17,569.36               | 0.79%        | 2.39%         | 97.61%        |
| 3045- 04093102  | \$0.00                     | \$0.00                             | \$0.00                      | \$0.00                             | \$10.00                               | \$10.00                   |              |               |               |
| COMP SOFTWARE,SUPPORT/MAINT/REC                               | \$0.00                     | \$0.00                             | \$0.00                      | \$0.00                             |                                       | \$10.00                   | 0.00%        | 0.00%         | 100.00%       |
| <b>409 4093000 4093999 Group Totals</b>                       | <b>\$0.00</b>              | <b>\$0.00</b>                      | <b>\$450.46</b>             | <b>\$851.86</b>                    | <b>\$47,450.00</b>                    | <b>\$46,598.14</b>        |              |               |               |
| <b>OTHER SERVICES &amp; CHARGES</b>                           | <b>\$0.00</b>              | <b>\$0.00</b>                      | <b>\$450.46</b>             | <b>\$851.86</b>                    |                                       | <b>\$46,598.14</b>        | <b>0.95%</b> | <b>1.79%</b>  | <b>98.20%</b> |
| <b>3045 0409 Department Totals</b>                            | <b>\$0.00</b>              | <b>\$0.00</b>                      | <b>\$450.46</b>             | <b>\$888.13</b>                    | <b>\$51,000.00</b>                    | <b>\$50,111.87</b>        |              |               |               |
| <b>DISTRICT COURT SPECIALTY COUR</b>                          | <b>\$0.00</b>              | <b>\$0.00</b>                      | <b>\$450.46</b>             | <b>\$888.13</b>                    |                                       | <b>\$50,111.87</b>        | <b>0.88%</b> | <b>1.74%</b>  | <b>98.26%</b> |
| <b>3045 Fund Totals</b>                                       | <b>\$0.00</b>              | <b>\$0.00</b>                      | <b>\$450.46</b>             | <b>\$888.13</b>                    | <b>\$51,000.00</b>                    | <b>\$50,111.87</b>        |              |               |               |
| <b>DISTRICT COURT SPECIALTY COURT I</b>                       | <b>\$0.00</b>              | <b>\$0.00</b>                      | <b>\$450.46</b>             | <b>\$888.13</b>                    |                                       | <b>\$50,111.87</b>        | <b>0.88%</b> | <b>1.74%</b>  | <b>98.26%</b> |

Month 3  
 Date Range 3/1/2026 - 3/31/2026  
 Fund Range 1000 - 6400  
 Dept Range 0001 - 9999

### CRAIGHEAD COUNTY BUDGET DETAIL REPORT

4/3/2026 12:16:07 PM

Page 80

Pg Brk Dept N Only W/Budget Amt N Show Act Balance N  
 No % N Only W/Balances N No Adj Expenditures N  
 No Shade N Only W/Transactions N No Adj Budget Y

| Description                               |                            | Transfers<br>Appropriation                | YTD Transfers<br>YTD Appropriation  | Expenditures<br>Adj Expend. | YTD Expenditures<br>Adj YTD Expend | Original Budget               | Balance<br>Actual Balance | %<br>Used     | YTD %<br>Used | %<br>Left      |
|---|----------------------------|---|-------------------------------------|-----------------------------|------------------------------------|-------------------------------|---------------------------|---------------|---------------|----------------|
| <b>Fund</b>                               | <b>3046</b>                | <b>AMERICAN RESCUE PLAN FUND</b>          |                                     | <b>Department</b>           | <b>0116</b>                        | <b>GRANTS- IN AID GENERAL</b> |                           |               |               |                |
| <b>Group</b>                              | <b>01163000 - 01163999</b> |   | <b>OTHER SERVICES &amp; CHARGES</b> |                             |                                    |                               |                           |               |               |                |
| 3046- 01163001                            |                            | \$0.00                                    | \$0.00                              | \$0.00                      | \$0.00                             | \$12,750.00                   | \$12,750.00               |               |               | 100.00%        |
| ACCOUNTING AND AUDITING                   |                            | \$0.00                                    | \$0.00                              | \$0.00                      | \$0.00                             |                               | \$12,750.00               | 0.00%         | 0.00%         | 100.00%        |
| 3046- 01163004                            |                            | \$0.00                                    | \$0.00                              | \$0.00                      | \$0.00                             | \$34,000.00                   | \$34,000.00               |               |               | 100.00%        |
| ENGINEERING & ARCHITECTURAL               |                            | \$0.00                                    | \$0.00                              | \$0.00                      | \$0.00                             |                               | \$34,000.00               | 0.00%         | 0.00%         | 100.00%        |
| 3046- 01163009                            |                            | \$0.00                                    | \$0.00                              | \$964,701.43                | \$964,701.43                       | \$3,850,000.00                | \$2,885,298.57            |               |               | 74.94%         |
| OTHER PROFESSIONAL SERVICES               |                            | \$0.00                                    | \$0.00                              | \$964,701.43                | \$964,701.43                       |                               | \$2,885,298.57            | 25.06%        | 25.06%        | 74.94%         |
| <b>116 1163000 1163999 Group Totals</b>   |                            | <b>\$0.00</b>                             | <b>\$0.00</b>                       | <b>\$964,701.43</b>         | <b>\$964,701.43</b>                | <b>\$3,896,750.00</b>         | <b>\$2,932,048.57</b>     |               |               | <b>75.24%</b>  |
| <b>OTHER SERVICES &amp; CHARGES</b>       |                            | <b>\$0.00</b>                             | <b>\$0.00</b>                       | <b>\$964,701.43</b>         | <b>\$964,701.43</b>                |                               | <b>\$2,932,048.57</b>     | <b>24.76%</b> | <b>24.76%</b> | <b>75.24%</b>  |
| <b>Group</b>                              | <b>01164000 - 01164999</b> |   | <b>CAPITAL OUTLAY</b>               |                             |                                    |                               |                           |               |               |                |
| 3046- 01164002                            |                            | \$0.00                                    | \$0.00                              | \$0.00                      | \$0.00                             | \$102,015.74                  | \$102,015.74              |               |               | 100.00%        |
| BUILDING(PURCHASE) & IMPROVEMENT          |                            | \$0.00                                    | \$0.00                              | \$0.00                      | \$0.00                             |                               | \$102,015.74              | 0.00%         | 0.00%         | 100.00%        |
| <b>116 1164000 1164999 Group Totals</b>   |                            | <b>\$0.00</b>                             | <b>\$0.00</b>                       | <b>\$0.00</b>               | <b>\$0.00</b>                      | <b>\$102,015.74</b>           | <b>\$102,015.74</b>       |               |               | <b>100.00%</b> |
| <b>CAPITAL OUTLAY</b>                     |                            | <b>\$0.00</b>                             | <b>\$0.00</b>                       | <b>\$0.00</b>               | <b>\$0.00</b>                      |                               | <b>\$102,015.74</b>       | <b>0.00%</b>  | <b>0.00%</b>  | <b>100.00%</b> |
| <b>3046 0116 Department Totals</b>        |                            | <b>\$0.00</b>                             | <b>\$0.00</b>                       | <b>\$964,701.43</b>         | <b>\$964,701.43</b>                | <b>\$3,998,765.74</b>         | <b>\$3,034,064.31</b>     |               |               | <b>75.88%</b>  |
| <b>GRANTS- IN AID GENERAL</b>             |                            | <b>\$0.00</b>                             | <b>\$0.00</b>                       | <b>\$964,701.43</b>         | <b>\$964,701.43</b>                |                               | <b>\$3,034,064.31</b>     | <b>24.13%</b> | <b>24.13%</b> | <b>75.88%</b>  |
| <b>3046 Fund Totals</b>                   |                            | <b>\$0.00</b>                             | <b>\$0.00</b>                       | <b>\$964,701.43</b>         | <b>\$964,701.43</b>                | <b>\$3,998,765.74</b>         | <b>\$3,034,064.31</b>     |               |               | <b>75.88%</b>  |
| <b>AMERICAN RESCUE PLAN FUND</b>          |                            | <b>\$0.00</b>                             | <b>\$0.00</b>                       | <b>\$964,701.43</b>         | <b>\$964,701.43</b>                |                               | <b>\$3,034,064.31</b>     | <b>24.13%</b> | <b>24.13%</b> | <b>75.88%</b>  |
| Description                               |                            | Transfers<br>Appropriation                | YTD Transfers<br>YTD Appropriation  | Expenditures<br>Adj Expend. | YTD Expenditures<br>Adj YTD Expend | Original Budget               | Balance<br>Actual Balance | %<br>Used     | YTD %<br>Used | %<br>Left      |
| <b>Fund</b>                               | <b>3048</b>                | <b>ADULT DRUG COURT- OPIOD SETTLEMENT</b> |                                     | <b>Department</b>           | <b>0422</b>                        | <b>CIRCUIT COURT</b>          |                           |               |               |                |
| <b>Group</b>                              | <b>04222000 - 04222999</b> |   | <b>SUPPLIES</b>                     |                             |                                    |                               |                           |               |               |                |
| 3048- 04222001                            |                            | \$0.00                                    | \$0.00                              | \$0.00                      | \$0.00                             | \$4,000.00                    | \$4,000.00                |               |               | 100.00%        |
| GENERAL SUPPLIES                          |                            | \$0.00                                    | \$0.00                              | \$0.00                      | \$0.00                             |                               | \$4,000.00                | 0.00%         | 0.00%         | 100.00%        |
| 3048- 04222002                            |                            | \$0.00                                    | \$0.00                              | \$0.00                      | \$0.00                             | \$1,500.00                    | \$1,500.00                |               |               | 100.00%        |
| SMALL EQUIPMENT                           |                            | \$0.00                                    | \$0.00                              | \$0.00                      | \$0.00                             |                               | \$1,500.00                | 0.00%         | 0.00%         | 100.00%        |
| <b>422 4222000 4222999 Group Totals</b>   |                            | <b>\$0.00</b>                             | <b>\$0.00</b>                       | <b>\$0.00</b>               | <b>\$0.00</b>                      | <b>\$5,500.00</b>             | <b>\$5,500.00</b>         |               |               | <b>100.00%</b> |
| <b>SUPPLIES</b>                           |                            | <b>\$0.00</b>                             | <b>\$0.00</b>                       | <b>\$0.00</b>               | <b>\$0.00</b>                      |                               | <b>\$5,500.00</b>         | <b>0.00%</b>  | <b>0.00%</b>  | <b>100.00%</b> |
| <b>Group</b>                              | <b>04223000 - 04223999</b> |   | <b>OTHER SERVICES &amp; CHARGES</b> |                             |                                    |                               |                           |               |               |                |
| 3048- 04223009                            |                            | \$0.00                                    | \$0.00                              | \$0.00                      | \$0.00                             | \$6,500.00                    | \$6,500.00                |               |               | 100.00%        |
| OTHER PROFESSIONAL SERVICES               |                            | \$0.00                                    | \$0.00                              | \$0.00                      | \$0.00                             |                               | \$6,500.00                | 0.00%         | 0.00%         | 100.00%        |
| 3048- 04223022                            |                            | \$0.00                                    | \$0.00                              | \$0.00                      | \$0.00                             | \$889.70                      | \$889.70                  |               |               | 100.00%        |
| CELL PHONES AND PAGERS                    |                            | \$0.00                                    | \$0.00                              | \$0.00                      | \$0.00                             |                               | \$889.70                  | 0.00%         | 0.00%         | 100.00%        |
| 3048- 04223023                            |                            | \$0.00                                    | \$0.00                              | \$0.00                      | \$0.00                             | \$10.00                       | \$10.00                   |               |               | 100.00%        |
| INTERNET CONNECTION                       |                            | \$0.00                                    | \$0.00                              | \$0.00                      | \$0.00                             |                               | \$10.00                   | 0.00%         | 0.00%         | 100.00%        |
| 3048- 04223094                            |                            | \$0.00                                    | \$0.00                              | \$0.00                      | \$0.00                             | \$10,000.00                   | \$10,000.00               |               |               | 100.00%        |
| MEALS AND LODGING                         |                            | \$0.00                                    | \$0.00                              | \$0.00                      | \$0.00                             |                               | \$10,000.00               | 0.00%         | 0.00%         | 100.00%        |
| 3048- 04223100                            |                            | \$0.00                                    | \$0.00                              | \$0.00                      | \$0.00                             | \$5,000.00                    | \$5,000.00                |               |               | 100.00%        |
| OTHER MISCELLANEOUS                       |                            | \$0.00                                    | \$0.00                              | \$0.00                      | \$0.00                             |                               | \$5,000.00                | 0.00%         | 0.00%         | 100.00%        |
| 3048- 04223102                            |                            | \$0.00                                    | \$0.00                              | \$0.00                      | \$0.00                             | \$1,000.00                    | \$1,000.00                |               |               | 100.00%        |
| COMPUTER SOFTWARE, SUPPORT, AND           |                            | \$0.00                                    | \$0.00                              | \$0.00                      | \$0.00                             |                               | \$1,000.00                | 0.00%         | 0.00%         | 100.00%        |
| <b>422 4223000 4223999 Group Totals</b>   |                            | <b>\$0.00</b>                             | <b>\$0.00</b>                       | <b>\$0.00</b>               | <b>\$0.00</b>                      | <b>\$23,399.70</b>            | <b>\$23,399.70</b>        |               |               | <b>100.00%</b> |
| <b>OTHER SERVICES &amp; CHARGES</b>       |                            | <b>\$0.00</b>                             | <b>\$0.00</b>                       | <b>\$0.00</b>               | <b>\$0.00</b>                      |                               | <b>\$23,399.70</b>        | <b>0.00%</b>  | <b>0.00%</b>  | <b>100.00%</b> |
| <b>3048 0422 Department Totals</b>        |                            | <b>\$0.00</b>                             | <b>\$0.00</b>                       | <b>\$0.00</b>               | <b>\$0.00</b>                      | <b>\$28,899.70</b>            | <b>\$28,899.70</b>        |               |               | <b>100.00%</b> |
| <b>CIRCUIT COURT</b>                      |                            | <b>\$0.00</b>                             | <b>\$0.00</b>                       | <b>\$0.00</b>               | <b>\$0.00</b>                      |                               | <b>\$28,899.70</b>        | <b>0.00%</b>  | <b>0.00%</b>  | <b>100.00%</b> |
| <b>3048 Fund Totals</b>                   |                            | <b>\$0.00</b>                             | <b>\$0.00</b>                       | <b>\$0.00</b>               | <b>\$0.00</b>                      | <b>\$28,899.70</b>            | <b>\$28,899.70</b>        |               |               | <b>100.00%</b> |
| <b>ADULT DRUG COURT- OPIOD SETTLEMENT</b> |                            | <b>\$0.00</b>                             | <b>\$0.00</b>                       | <b>\$0.00</b>               | <b>\$0.00</b>                      |                               | <b>\$28,899.70</b>        | <b>0.00%</b>  | <b>0.00%</b>  | <b>100.00%</b> |

Month 3  
 Date Range 3/1/2026 - 3/31/2026  
 Fund Range 1000 - 6400  
 Dept Range 0001 - 9999 Item Range 0001 - 9999

**CRAIGHEAD COUNTY BUDGET DETAIL REPORT**

4/3/2026 12:16:07 PM

Page 81

Pg Brk Dept N Only W/Budget Amt N Show Act Balance N  
 No % N Only W/Balances N No Adj Expenditures N  
 No Shade N Only W/Transactions N No Adj Budget Y

| Description   | Transfers<br>Appropriation | YTD Transfers<br>YTD Appropriation | Expenditures<br>Adj Expend. | YTD Expenditures<br>Adj YTD Expend | Original Budget              | Balance<br>Actual Balance | %<br>Used    | YTD %<br>Used | %<br>Left      |
|---|----------------------------|------------------------------------|-----------------------------|------------------------------------|------------------------------|---------------------------|--------------|---------------|----------------|
| <b>Fund 3490 SHERIFF DRUG ABUSE RESISTANCE ED FUND</b>        |                            |                                    | <b>Department</b>           | <b>0400</b>                        | <b>SHERIFF (SPECIAL REV)</b> |                           |              |               |                |
| <b>Group 04002000 - 04002999 SUPPLIES</b>                     |                            |                                    |                             |                                    |                              |                           |              |               |                |
| 3490- 04002001  | \$0.00                     | \$0.00                             | \$96.29                     | \$96.29                            | \$500.00                     | \$403.71                  |              |               |                |
| GENERAL OFFICE SUPPLIES                                       | \$0.00                     | \$0.00                             | \$96.29                     | \$96.29                            |                              | \$403.71                  | 19.26%       | 19.26%        | 80.74%         |
| 3490- 04002002  | \$0.00                     | \$0.00                             | \$0.00                      | \$0.00                             | \$2,000.00                   | \$2,000.00                |              |               |                |
| SMALL EQUIPMENT   | \$0.00                     | \$0.00                             | \$0.00                      | \$0.00                             |                              | \$2,000.00                | 0.00%        | 0.00%         | 100.00%        |
| <b>400 4002000 4002999 Group Totals</b>                       | <b>\$0.00</b>              | <b>\$0.00</b>                      | <b>\$96.29</b>              | <b>\$96.29</b>                     | <b>\$2,500.00</b>            | <b>\$2,403.71</b>         |              |               |                |
| <b>SUPPLIES</b>   | <b>\$0.00</b>              | <b>\$0.00</b>                      | <b>\$96.29</b>              | <b>\$96.29</b>                     |                              | <b>\$2,403.71</b>         | <b>3.85%</b> | <b>3.85%</b>  | <b>96.15%</b>  |
| <b>Group 04003000 - 04003999 OTHER SERVICES &amp; CHARGES</b> |                            |                                    |                             |                                    |                              |                           |              |               |                |
| 3490- 04003100  | \$0.00                     | \$0.00                             | \$0.00                      | \$0.00                             | \$4,000.00                   | \$4,000.00                |              |               |                |
| OTHER MISCELLANEOUS   | \$0.00                     | \$0.00                             | \$0.00                      | \$0.00                             |                              | \$4,000.00                | 0.00%        | 0.00%         | 100.00%        |
| <b>400 4003000 4003999 Group Totals</b>                       | <b>\$0.00</b>              | <b>\$0.00</b>                      | <b>\$0.00</b>               | <b>\$0.00</b>                      | <b>\$4,000.00</b>            | <b>\$4,000.00</b>         |              |               |                |
| <b>OTHER SERVICES &amp; CHARGES</b>                           | <b>\$0.00</b>              | <b>\$0.00</b>                      | <b>\$0.00</b>               | <b>\$0.00</b>                      |                              | <b>\$4,000.00</b>         | <b>0.00%</b> | <b>0.00%</b>  | <b>100.00%</b> |
| <b>3490 0400 Department Totals</b>                            | <b>\$0.00</b>              | <b>\$0.00</b>                      | <b>\$96.29</b>              | <b>\$96.29</b>                     | <b>\$6,500.00</b>            | <b>\$6,403.71</b>         |              |               |                |
| <b>SHERIFF (SPECIAL REV)</b>                                  | <b>\$0.00</b>              | <b>\$0.00</b>                      | <b>\$96.29</b>              | <b>\$96.29</b>                     |                              | <b>\$6,403.71</b>         | <b>1.48%</b> | <b>1.48%</b>  | <b>98.52%</b>  |
| <b>3490 Fund Totals</b>                                       | <b>\$0.00</b>              | <b>\$0.00</b>                      | <b>\$96.29</b>              | <b>\$96.29</b>                     | <b>\$6,500.00</b>            | <b>\$6,403.71</b>         |              |               |                |
| <b>SHERIFF DRUG ABUSE RESISTANCE E</b>                        | <b>\$0.00</b>              | <b>\$0.00</b>                      | <b>\$96.29</b>              | <b>\$96.29</b>                     |                              | <b>\$6,403.71</b>         | <b>1.48%</b> | <b>1.48%</b>  | <b>98.52%</b>  |

| Description   | Transfers<br>Appropriation | YTD Transfers<br>YTD Appropriation | Expenditures<br>Adj Expend. | YTD Expenditures<br>Adj YTD Expend | Original Budget              | Balance<br>Actual Balance | %<br>Used    | YTD %<br>Used | %<br>Left      |
|---|----------------------------|------------------------------------|-----------------------------|------------------------------------|------------------------------|---------------------------|--------------|---------------|----------------|
| <b>Fund 3492 SHERIFF FEDERAL DRUG FORFEITURE FUND</b>         |                            |                                    | <b>Department</b>           | <b>0400</b>                        | <b>SHERIFF (SPECIAL REV)</b> |                           |              |               |                |
| <b>Group 04002000 - 04002999 SUPPLIES</b>                     |                            |                                    |                             |                                    |                              |                           |              |               |                |
| 3492- 04002002  | \$0.00                     | \$0.00                             | \$0.00                      | \$0.00                             | \$150.00                     | \$150.00                  |              |               |                |
| SMALL EQUIPMENT   | \$0.00                     | \$0.00                             | \$0.00                      | \$0.00                             |                              | \$150.00                  | 0.00%        | 0.00%         | 100.00%        |
| <b>400 4002000 4002999 Group Totals</b>                       | <b>\$0.00</b>              | <b>\$0.00</b>                      | <b>\$0.00</b>               | <b>\$0.00</b>                      | <b>\$150.00</b>              | <b>\$150.00</b>           |              |               |                |
| <b>SUPPLIES</b>   | <b>\$0.00</b>              | <b>\$0.00</b>                      | <b>\$0.00</b>               | <b>\$0.00</b>                      |                              | <b>\$150.00</b>           | <b>0.00%</b> | <b>0.00%</b>  | <b>100.00%</b> |
| <b>Group 04003000 - 04003999 OTHER SERVICES &amp; CHARGES</b> |                            |                                    |                             |                                    |                              |                           |              |               |                |
| 3492- 04003100  | \$0.00                     | \$0.00                             | \$0.00                      | \$0.00                             | \$150.00                     | \$150.00                  |              |               |                |
| OTHER MISCELLANEOUS   | \$0.00                     | \$0.00                             | \$0.00                      | \$0.00                             |                              | \$150.00                  | 0.00%        | 0.00%         | 100.00%        |
| <b>400 4003000 4003999 Group Totals</b>                       | <b>\$0.00</b>              | <b>\$0.00</b>                      | <b>\$0.00</b>               | <b>\$0.00</b>                      | <b>\$150.00</b>              | <b>\$150.00</b>           |              |               |                |
| <b>OTHER SERVICES &amp; CHARGES</b>                           | <b>\$0.00</b>              | <b>\$0.00</b>                      | <b>\$0.00</b>               | <b>\$0.00</b>                      |                              | <b>\$150.00</b>           | <b>0.00%</b> | <b>0.00%</b>  | <b>100.00%</b> |
| <b>3492 0400 Department Totals</b>                            | <b>\$0.00</b>              | <b>\$0.00</b>                      | <b>\$0.00</b>               | <b>\$0.00</b>                      | <b>\$300.00</b>              | <b>\$300.00</b>           |              |               |                |
| <b>SHERIFF (SPECIAL REV)</b>                                  | <b>\$0.00</b>              | <b>\$0.00</b>                      | <b>\$0.00</b>               | <b>\$0.00</b>                      |                              | <b>\$300.00</b>           | <b>0.00%</b> | <b>0.00%</b>  | <b>100.00%</b> |
| <b>3492 Fund Totals</b>                                       | <b>\$0.00</b>              | <b>\$0.00</b>                      | <b>\$0.00</b>               | <b>\$0.00</b>                      | <b>\$300.00</b>              | <b>\$300.00</b>           |              |               |                |
| <b>SHERIFF FEDERAL DRUG FORFEITURE</b>                        | <b>\$0.00</b>              | <b>\$0.00</b>                      | <b>\$0.00</b>               | <b>\$0.00</b>                      |                              | <b>\$300.00</b>           | <b>0.00%</b> | <b>0.00%</b>  | <b>100.00%</b> |

| Description | Transfers<br>Appropriation | YTD Transfers<br>YTD Appropriation | Expenditures<br>Adj Expend. | YTD Expenditures<br>Adj YTD Expend | Original Budget | Balance<br>Actual Balance | %<br>Used | YTD %<br>Used | %<br>Left |
|-------------|----------------------------|------------------------------------|-----------------------------|------------------------------------|-----------------|---------------------------|-----------|---------------|-----------|
|-------------|----------------------------|------------------------------------|-----------------------------|------------------------------------|-----------------|---------------------------|-----------|---------------|-----------|

Month 3  
 Date Range 3/1/2026 - 3/31/2026  
 Fund Range 1000 - 6400  
 Dept Range 0001 - 9999 Item Range 0001 - 9999

### CRAIGHEAD COUNTY BUDGET DETAIL REPORT

4/3/2026 12:16:07 PM

Page 82

Pg Brk Dept N Only W/Budget Amt N Show Act Balance N  
 No % N Only W/Balances N No Adj Expenditures N  
 No Shade N Only W/Transactions N No Adj Budget Y

| Description   | Transfers<br>Appropriation | YTD Transfers<br>YTD Appropriation | Expenditures<br>Adj Expend. | YTD Expenditures<br>Adj YTD Expend | Original Budget                                | Balance<br>Actual Balance | %<br>Used    | YTD %<br>Used | %<br>Left      |
|---|----------------------------|------------------------------------|-----------------------------|------------------------------------|--|---------------------------|--------------|---------------|----------------|
| <b>Fund 3494 ED DISTRICT COURT AUTOMATION FUND</b>            |                            |                                    | <b>Department</b>           | <b>0409</b>                        | <b>DISTRICT COURT (SPECIAL REV)(16-13-704)</b> |                           |              |               |                |
| <b>Group 04092000 - 04092999 SUPPLIES</b>                     |                            |                                    |                             |                                    |  |                           |              |               |                |
| 3494- 04092002  | \$0.00                     | \$0.00                             | \$0.00                      | \$0.00                             | \$3,500.00                                     | \$3,500.00                |              |               |                |
| SMALL EQUIPMENT   | \$0.00                     | \$0.00                             | \$0.00                      | \$0.00                             | \$3,500.00                                     | \$3,500.00                | 0.00%        | 0.00%         | 100.00%        |
| <b>409 4092000 4092999 Group Totals</b>                       | <b>\$0.00</b>              | <b>\$0.00</b>                      | <b>\$0.00</b>               | <b>\$0.00</b>                      | <b>\$3,500.00</b>                              | <b>\$3,500.00</b>         |              |               |                |
| <b>SUPPLIES</b>   | <b>\$0.00</b>              | <b>\$0.00</b>                      | <b>\$0.00</b>               | <b>\$0.00</b>                      | <b>\$3,500.00</b>                              | <b>\$3,500.00</b>         | <b>0.00%</b> | <b>0.00%</b>  | <b>100.00%</b> |
| <b>Group 04093000 - 04093999 OTHER SERVICES &amp; CHARGES</b> |                            |                                    |                             |                                    |  |                           |              |               |                |
| 3494- 04093020  | \$0.00                     | \$0.00                             | \$8.06                      | \$20.48                            | \$200.00                                       | \$179.52                  |              |               |                |
| TELEPHONE & FAX-LANDLINE                                      | \$0.00                     | \$0.00                             | \$8.06                      | \$20.48                            | \$200.00                                       | \$179.52                  | 4.03%        | 10.24%        | 89.76%         |
| 3494- 04093100  | \$0.00                     | \$0.00                             | \$0.00                      | \$0.00                             | \$10.00  | \$10.00                   |              |               |                |
| OTHER MISCELLANEOUS   | \$0.00                     | \$0.00                             | \$0.00                      | \$0.00                             | \$10.00  | \$10.00                   | 0.00%        | 0.00%         | 100.00%        |
| 3494- 04093102  | \$0.00                     | \$0.00                             | \$125.19                    | \$375.57                           | \$3,400.00                                     | \$3,024.43                |              |               |                |
| COMP SOFTWARESUPPORT/MAINT/REC(                               | \$0.00                     | \$0.00                             | \$125.19                    | \$375.57                           | \$3,400.00                                     | \$3,024.43                | 3.68%        | 11.05%        | 88.95%         |
| <b>409 4093000 4093999 Group Totals</b>                       | <b>\$0.00</b>              | <b>\$0.00</b>                      | <b>\$133.25</b>             | <b>\$396.05</b>                    | <b>\$3,610.00</b>                              | <b>\$3,213.95</b>         |              |               |                |
| <b>OTHER SERVICES &amp; CHARGES</b>                           | <b>\$0.00</b>              | <b>\$0.00</b>                      | <b>\$133.25</b>             | <b>\$396.05</b>                    | <b>\$3,610.00</b>                              | <b>\$3,213.95</b>         | <b>3.69%</b> | <b>10.97%</b> | <b>89.03%</b>  |
| <b>Group 04094000 - 04094999 CAPITAL OUTLAY</b>               |                            |                                    |                             |                                    |  |                           |              |               |                |
| 3494- 04094004  | \$0.00                     | \$0.00                             | \$0.00                      | \$0.00                             | \$10.00  | \$10.00                   |              |               |                |
| MACHINERY AND EQUIPMENT                                       | \$0.00                     | \$0.00                             | \$0.00                      | \$0.00                             | \$10.00  | \$10.00                   | 0.00%        | 0.00%         | 100.00%        |
| <b>409 4094000 4094999 Group Totals</b>                       | <b>\$0.00</b>              | <b>\$0.00</b>                      | <b>\$0.00</b>               | <b>\$0.00</b>                      | <b>\$10.00</b>                                 | <b>\$10.00</b>            |              |               |                |
| <b>CAPITAL OUTLAY</b>   | <b>\$0.00</b>              | <b>\$0.00</b>                      | <b>\$0.00</b>               | <b>\$0.00</b>                      | <b>\$10.00</b>                                 | <b>\$10.00</b>            | <b>0.00%</b> | <b>0.00%</b>  | <b>100.00%</b> |
| <b>3494 0409 Department Totals</b>                            | <b>\$0.00</b>              | <b>\$0.00</b>                      | <b>\$133.25</b>             | <b>\$396.05</b>                    | <b>\$7,120.00</b>                              | <b>\$6,723.95</b>         |              |               |                |
| <b>DISTRICT COURT (SPECIAL REV)(16-</b>                       | <b>\$0.00</b>              | <b>\$0.00</b>                      | <b>\$133.25</b>             | <b>\$396.05</b>                    | <b>\$7,120.00</b>                              | <b>\$6,723.95</b>         | <b>1.87%</b> | <b>5.56%</b>  | <b>94.44%</b>  |
| <b>3494 Fund Totals</b>                                       | <b>\$0.00</b>              | <b>\$0.00</b>                      | <b>\$133.25</b>             | <b>\$396.05</b>                    | <b>\$7,120.00</b>                              | <b>\$6,723.95</b>         |              |               |                |
| <b>ED DISTRICT COURT AUTOMATION FU</b>                        | <b>\$0.00</b>              | <b>\$0.00</b>                      | <b>\$133.25</b>             | <b>\$396.05</b>                    | <b>\$7,120.00</b>                              | <b>\$6,723.95</b>         | <b>1.87%</b> | <b>5.56%</b>  | <b>94.44%</b>  |

| Description | Transfers<br>Appropriation | YTD Transfers<br>YTD Appropriation | Expenditures<br>Adj Expend. | YTD Expenditures<br>Adj YTD Expend | Original Budget | Balance<br>Actual Balance | %<br>Used | YTD %<br>Used | %<br>Left |
|-------------|----------------------------|------------------------------------|-----------------------------|------------------------------------|-----------------|---------------------------|-----------|---------------|-----------|
|-------------|----------------------------|------------------------------------|-----------------------------|------------------------------------|-----------------|---------------------------|-----------|---------------|-----------|

Month 3  
 Date Range 3/1/2026 - 3/31/2026  
 Fund Range 1000 - 6400  
 Dept Range 0001 - 9999 Item Range 0001 - 9999

### CRAIGHEAD COUNTY BUDGET DETAIL REPORT

4/3/2026 12:16:07 PM

Page 83

Pg Brk Dept N Only W/Budget Amt N Show Act Balance N  
 No % N Only W/Balances N No Adj Expenditures N  
 No Shade N Only W/Transactions N No Adj Budget Y

| Description  | Transfers<br>Appropriation | YTD Transfers<br>YTD Appropriation | Expenditures<br>Adj Expend. | YTD Expenditures<br>Adj YTD Expend | Original Budget    | Balance<br>Actual Balance | %<br>Used    | YTD %<br>Used | %<br>Left      |
|--|----------------------------|------------------------------------|-----------------------------|------------------------------------|--------------------|---------------------------|--------------|---------------|----------------|
| <b>Fund 3501 JUVENILE DETENTION FACILITIES GRANT FUND</b>            |                            |                                    |                             |                                    |                    |                           |              |               |                |
| <b>Group 04182000 - 04182999 SUPPLIES</b>                            |                            |                                    |                             |                                    |                    |                           |              |               |                |
| 3501 - 04182001 GENERAL OFFICE SUPPLIES                              | \$0.00                     | \$0.00                             | \$68.33                     | \$68.33                            | \$1,000.00         | \$931.67                  |              |               |                |
|  | \$0.00                     | \$0.00                             | \$68.33                     | \$68.33                            |                    | \$931.67                  | 6.83%        | 6.83%         | 93.17%         |
| 3501 - 04182002 SMALL EQUIPMENT                                      | \$0.00                     | \$0.00                             | \$0.00                      | \$0.00                             | \$2,600.00         | \$2,600.00                |              |               |                |
|  | \$0.00                     | \$0.00                             | \$0.00                      | \$0.00                             |                    | \$2,600.00                | 0.00%        | 0.00%         | 100.00%        |
| 3501 - 04182009 INMATE SUPPLIES UNIFORMS                             | \$0.00                     | \$0.00                             | \$1,045.94                  | \$1,045.94                         | \$2,000.00         | \$954.06                  |              |               |                |
|  | \$0.00                     | \$0.00                             | \$1,045.94                  | \$1,045.94                         |                    | \$954.06                  | 52.30%       | 52.30%        | 47.70%         |
| 3501 - 04182023 REPAIR PARTS   | \$0.00                     | \$0.00                             | \$0.00                      | \$0.00                             | \$16,117.00        | \$16,117.00               |              |               |                |
|  | \$0.00                     | \$0.00                             | \$0.00                      | \$0.00                             |                    | \$16,117.00               | 0.00%        | 0.00%         | 100.00%        |
| <b>418 4182000 4182999 Group Totals SUPPLIES</b>                     | <b>\$0.00</b>              | <b>\$0.00</b>                      | <b>\$1,114.27</b>           | <b>\$1,114.27</b>                  | <b>\$21,717.00</b> | <b>\$20,602.73</b>        |              |               |                |
|  | <b>\$0.00</b>              | <b>\$0.00</b>                      | <b>\$1,114.27</b>           | <b>\$1,114.27</b>                  |                    | <b>\$20,602.73</b>        | <b>5.13%</b> | <b>5.13%</b>  | <b>94.87%</b>  |
| <b>Group 04183000 - 04183999 OTHER SERVICES &amp; CHARGES</b>        |                            |                                    |                             |                                    |                    |                           |              |               |                |
| 3501 - 04183006 MEDICAL DENTAL HOSPITAL                              | \$0.00                     | \$0.00                             | \$0.00                      | \$524.63                           | \$1,000.00         | \$475.37                  |              |               |                |
|  | \$0.00                     | \$0.00                             | \$0.00                      | \$524.63                           |                    | \$475.37                  | 0.00%        | 52.46%        | 47.54%         |
| 3501 - 04183021 POSTAGE  | \$0.00                     | \$0.00                             | \$0.00                      | \$0.00                             | \$500.00           | \$500.00                  |              |               |                |
|  | \$0.00                     | \$0.00                             | \$0.00                      | \$0.00                             |                    | \$500.00                  | 0.00%        | 0.00%         | 100.00%        |
| 3501 - 04183030 TRAVEL   | \$0.00                     | \$0.00                             | \$0.00                      | \$0.00                             | \$500.00           | \$500.00                  |              |               |                |
|  | \$0.00                     | \$0.00                             | \$0.00                      | \$0.00                             |                    | \$500.00                  | 0.00%        | 0.00%         | 100.00%        |
| 3501 - 04183100 OTHER MISCELLANEOUS                                  | \$0.00                     | \$0.00                             | \$70.00                     | \$70.00                            | \$1,050.00         | \$980.00                  |              |               |                |
|  | \$0.00                     | \$0.00                             | \$70.00                     | \$70.00                            |                    | \$980.00                  | 6.67%        | 6.67%         | 93.33%         |
| 3501 - 04183101 TRAINING & EDUCATION                                 | \$0.00                     | \$0.00                             | \$0.00                      | \$0.00                             | \$500.00           | \$500.00                  |              |               |                |
|  | \$0.00                     | \$0.00                             | \$0.00                      | \$0.00                             |                    | \$500.00                  | 0.00%        | 0.00%         | 100.00%        |
| <b>418 4183000 4183999 Group Totals OTHER SERVICES &amp; CHARGES</b> | <b>\$0.00</b>              | <b>\$0.00</b>                      | <b>\$70.00</b>              | <b>\$594.63</b>                    | <b>\$3,550.00</b>  | <b>\$2,955.37</b>         |              |               |                |
|  | <b>\$0.00</b>              | <b>\$0.00</b>                      | <b>\$70.00</b>              | <b>\$594.63</b>                    |                    | <b>\$2,955.37</b>         | <b>1.97%</b> | <b>16.75%</b> | <b>83.25%</b>  |
| <b>Group 04184000 - 04184999 CAPITAL OUTLAY</b>                      |                            |                                    |                             |                                    |                    |                           |              |               |                |
| 3501 - 04184002 BUILDINGS AND IMPROVEMENTS                           | \$0.00                     | \$0.00                             | \$0.00                      | \$0.00                             | \$5,900.00         | \$5,900.00                |              |               |                |
|  | \$0.00                     | \$0.00                             | \$0.00                      | \$0.00                             |                    | \$5,900.00                | 0.00%        | 0.00%         | 100.00%        |
| <b>418 4184000 4184999 Group Totals CAPITAL OUTLAY</b>               | <b>\$0.00</b>              | <b>\$0.00</b>                      | <b>\$0.00</b>               | <b>\$0.00</b>                      | <b>\$5,900.00</b>  | <b>\$5,900.00</b>         |              |               |                |
|  | <b>\$0.00</b>              | <b>\$0.00</b>                      | <b>\$0.00</b>               | <b>\$0.00</b>                      |                    | <b>\$5,900.00</b>         | <b>0.00%</b> | <b>0.00%</b>  | <b>100.00%</b> |
| <b>3501 0418 Department Totals COUNTY JAIL</b>                       | <b>\$0.00</b>              | <b>\$0.00</b>                      | <b>\$1,184.27</b>           | <b>\$1,708.90</b>                  | <b>\$31,167.00</b> | <b>\$29,458.10</b>        |              |               |                |
|  | <b>\$0.00</b>              | <b>\$0.00</b>                      | <b>\$1,184.27</b>           | <b>\$1,708.90</b>                  |                    | <b>\$29,458.10</b>        | <b>3.80%</b> | <b>5.48%</b>  | <b>94.52%</b>  |
| <b>3501 Fund Totals JUVENILE DETENTION FACILITIES GR/</b>            | <b>\$0.00</b>              | <b>\$0.00</b>                      | <b>\$1,184.27</b>           | <b>\$1,708.90</b>                  | <b>\$31,167.00</b> | <b>\$29,458.10</b>        |              |               |                |
|  | <b>\$0.00</b>              | <b>\$0.00</b>                      | <b>\$1,184.27</b>           | <b>\$1,708.90</b>                  |                    | <b>\$29,458.10</b>        | <b>3.80%</b> | <b>5.48%</b>  | <b>94.52%</b>  |
| Description  | Transfers<br>Appropriation | YTD Transfers<br>YTD Appropriation | Expenditures<br>Adj Expend. | YTD Expenditures<br>Adj YTD Expend | Original Budget    | Balance<br>Actual Balance | %<br>Used    | YTD %<br>Used | %<br>Left      |

Month 3  
 Date Range 3/1/2026 - 3/31/2026  
 Fund Range 1000 - 6400  
 Dept Range 0001 - 9999 Item Range 0001 - 9999

**CRAIGHEAD COUNTY BUDGET DETAIL REPORT**

4/3/2026 12:16:07 PM

Page 84

Pg Brk Dept N Only W/Budget Amt N Show Act Balance N  
 No % N Only W/Balances N No Adj Expenditures N  
 No Shade N Only W/Transactions N No Adj Budget Y

| Description  | Transfers<br>Appropriation | YTD Transfers<br>YTD Appropriation | Expenditures<br>Adj Expend. | YTD Expenditures<br>Adj YTD Expend | Original Budget   | Balance<br>Actual Balance | %<br>Used    | YTD %<br>Used | %<br>Left      |
|--|----------------------------|------------------------------------|-----------------------------|------------------------------------|-------------------|---------------------------|--------------|---------------|----------------|
| <b>Fund 3508 JUVENILE OFFICER SUPPLEMENTAL GRANT FUND</b>            |                            |                                    |                             |                                    |                   |                           |              |               |                |
| <b>Group 04140100 - 04141999 PERSONAL SERVICES</b>                   |                            |                                    |                             |                                    |                   |                           |              |               |                |
| 3508- 04141002 SALARIES, PART-TIME                                   | \$0.00                     | \$0.00                             | \$0.00                      | \$0.00                             | \$2,000.00        | \$2,000.00                | 0.00%        | 0.00%         | 100.00%        |
| 3508- 04141006 SOCIAL SECURITY MATCHING                              | \$0.00                     | \$0.00                             | \$0.00                      | \$0.00                             | \$153.00          | \$153.00                  | 0.00%        | 0.00%         | 100.00%        |
| 3508- 04141010 WORKMEN'S COMPENSATION                                | \$0.00                     | \$0.00                             | \$0.00                      | \$0.00                             | \$120.00          | \$120.00                  | 0.00%        | 0.00%         | 100.00%        |
| 3508- 04141011 UNEMPLOYMENT COMPENSATION                             | \$0.00                     | \$0.00                             | \$0.00                      | \$0.00                             | \$288.00          | \$288.00                  | 0.00%        | 0.00%         | 100.00%        |
| <b>414 4140100 4141999 Group Totals PERSONAL SERVICES</b>            | <b>\$0.00</b>              | <b>\$0.00</b>                      | <b>\$0.00</b>               | <b>\$0.00</b>                      | <b>\$2,561.00</b> | <b>\$2,561.00</b>         | <b>0.00%</b> | <b>0.00%</b>  | <b>100.00%</b> |
| <b>Group 04142000 - 04142999 SUPPLIES</b>                            |                            |                                    |                             |                                    |                   |                           |              |               |                |
| 3508- 04142001 GENERAL SUPPLIES                                      | \$0.00                     | \$0.00                             | \$0.00                      | \$0.00                             | \$2,000.00        | \$2,000.00                | 0.00%        | 0.00%         | 100.00%        |
| 3508- 04142002 SMALL EQUIPMENT                                       | \$0.00                     | \$0.00                             | \$0.00                      | \$0.00                             | \$10.00           | \$10.00                   | 0.00%        | 0.00%         | 100.00%        |
| <b>414 4142000 4142999 Group Totals SUPPLIES</b>                     | <b>\$0.00</b>              | <b>\$0.00</b>                      | <b>\$0.00</b>               | <b>\$0.00</b>                      | <b>\$2,010.00</b> | <b>\$2,010.00</b>         | <b>0.00%</b> | <b>0.00%</b>  | <b>100.00%</b> |
| <b>Group 04143000 - 04143999 OTHER SERVICES &amp; CHARGES</b>        |                            |                                    |                             |                                    |                   |                           |              |               |                |
| 3508- 04143009 OTHER PROFESSIONAL SERVICES                           | \$0.00                     | \$0.00                             | \$0.00                      | \$0.00                             | \$3,840.00        | \$3,840.00                | 0.00%        | 0.00%         | 100.00%        |
| 3508- 04143094 MEALS AND LODGING                                     | \$0.00                     | \$0.00                             | \$0.00                      | \$0.00                             | \$500.00          | \$500.00                  | 0.00%        | 0.00%         | 100.00%        |
| 3508- 04143100 OTHER MISCELLANEOUS                                   | \$0.00                     | \$0.00                             | \$0.00                      | \$0.00                             | \$10.00           | \$10.00                   | 0.00%        | 0.00%         | 100.00%        |
| <b>414 4143000 4143999 Group Totals OTHER SERVICES &amp; CHARGES</b> | <b>\$0.00</b>              | <b>\$0.00</b>                      | <b>\$0.00</b>               | <b>\$0.00</b>                      | <b>\$4,350.00</b> | <b>\$4,350.00</b>         | <b>0.00%</b> | <b>0.00%</b>  | <b>100.00%</b> |
| <b>3508 0414 Department Totals JUVENILE COURT</b>                    | <b>\$0.00</b>              | <b>\$0.00</b>                      | <b>\$0.00</b>               | <b>\$0.00</b>                      | <b>\$8,921.00</b> | <b>\$8,921.00</b>         | <b>0.00%</b> | <b>0.00%</b>  | <b>100.00%</b> |
| <b>3508 Fund Totals JUVENILE OFFICER SUPPLEMENTAL C</b>              | <b>\$0.00</b>              | <b>\$0.00</b>                      | <b>\$0.00</b>               | <b>\$0.00</b>                      | <b>\$8,921.00</b> | <b>\$8,921.00</b>         | <b>0.00%</b> | <b>0.00%</b>  | <b>100.00%</b> |

| Description | Transfers<br>Appropriation | YTD Transfers<br>YTD Appropriation | Expenditures<br>Adj Expend. | YTD Expenditures<br>Adj YTD Expend | Original Budget | Balance<br>Actual Balance | %<br>Used | YTD %<br>Used | %<br>Left |
|-------------|----------------------------|------------------------------------|-----------------------------|------------------------------------|-----------------|---------------------------|-----------|---------------|-----------|
|-------------|----------------------------|------------------------------------|-----------------------------|------------------------------------|-----------------|---------------------------|-----------|---------------|-----------|

Month 3  
 Date Range 3/1/2026 - 3/31/2026  
 Fund Range 1000 - 6400  
 Dept Range 0001 - 9999 Item Range 0001 - 9999

**CRAIGHEAD COUNTY BUDGET DETAIL REPORT**

4/3/2026 12:16:07 PM

Page 85

Pg Brk Dept N Only W/Budget Amt N Show Act Balance N  
 No % N Only W/Balances N No Adj Expenditures N  
 No Shade N Only W/Transactions N No Adj Budget Y

| Description   | Transfers<br>Appropriation | YTD Transfers<br>YTD Appropriation | Expenditures<br>Adj Expend. | YTD Expenditures<br>Adj YTD Expend | Original Budget     | Balance<br>Actual Balance | %<br>Used    | YTD %<br>Used | %<br>Left      |
|---|----------------------------|------------------------------------|-----------------------------|------------------------------------|---------------------|---------------------------|--------------|---------------|----------------|
| <b>Fund 3521 HOMELAND SECURITY GRANT PROGRAM</b>              |                            |                                    |                             |                                    |                     |                           |              |               |                |
| <b>Group 05002000 - 05002999 SUPPLIES</b>                     |                            |                                    |                             |                                    |                     |                           |              |               |                |
| 3521- 05002001 GENERAL SUPPLIES (CONSUMED OR AL               | \$0.00                     | \$0.00                             | \$0.00                      | \$0.00                             | \$1.00              | \$1.00                    | 0.00%        | 0.00%         | 100.00%        |
| 3521- 05002002 SMALL EQUIPMENT (LESS THAN CAPIT/              | \$0.00                     | \$0.00                             | \$0.00                      | \$6,934.09                         | \$5,000.00          | -\$1,934.09               | 0.00%        | 0.00%         | 0.00%          |
| 3521- 05002024 MAINTENANCE AND SERVICE CONTRAC                | \$0.00                     | \$0.00                             | \$0.00                      | \$0.00                             | \$20,000.00         | \$20,000.00               | 0.00%        | 0.00%         | 100.00%        |
| <b>500 5002000 5002999 Group Totals</b>                       | <b>\$0.00</b>              | <b>\$0.00</b>                      | <b>\$0.00</b>               | <b>\$6,934.09</b>                  | <b>\$25,001.00</b>  | <b>\$18,066.91</b>        | <b>0.00%</b> | <b>27.73%</b> | <b>72.27%</b>  |
| <b>SUPPLIES</b>   | <b>\$0.00</b>              | <b>\$0.00</b>                      | <b>\$0.00</b>               | <b>\$6,934.09</b>                  |                     | <b>\$18,066.91</b>        | <b>0.00%</b> | <b>27.73%</b> | <b>72.27%</b>  |
| <b>Group 05003000 - 05003999 OTHER SERVICES &amp; CHARGES</b> |                            |                                    |                             |                                    |                     |                           |              |               |                |
| 3521- 05003009 OTHER PROFESSIONAL SERVICES                    | \$0.00                     | \$0.00                             | \$0.00                      | \$0.00                             | \$10,000.00         | \$10,000.00               | 0.00%        | 0.00%         | 100.00%        |
| 3521- 05003030 TRAVEL   | \$0.00                     | \$0.00                             | \$0.00                      | \$0.00                             | \$1.00              | \$1.00                    | 0.00%        | 0.00%         | 100.00%        |
| 3521- 05003094 MEALS & LODGING                                | \$0.00                     | \$0.00                             | \$0.00                      | \$0.00                             | \$15,000.00         | \$15,000.00               | 0.00%        | 0.00%         | 100.00%        |
| 3521- 05003101 TRAINING AND EDUCATION                         | \$0.00                     | \$0.00                             | \$0.00                      | \$0.00                             | \$15,000.00         | \$15,000.00               | 0.00%        | 0.00%         | 100.00%        |
| 3521- 05003102 COMP SOFTWARE,SUPPORT/MAINT/REC                | \$0.00                     | \$0.00                             | \$0.00                      | \$0.00                             | \$1.00              | \$1.00                    | 0.00%        | 0.00%         | 100.00%        |
| <b>500 5003000 5003999 Group Totals</b>                       | <b>\$0.00</b>              | <b>\$0.00</b>                      | <b>\$0.00</b>               | <b>\$0.00</b>                      | <b>\$40,002.00</b>  | <b>\$40,002.00</b>        | <b>0.00%</b> | <b>0.00%</b>  | <b>100.00%</b> |
| <b>OTHER SERVICES &amp; CHARGES</b>                           | <b>\$0.00</b>              | <b>\$0.00</b>                      | <b>\$0.00</b>               | <b>\$0.00</b>                      |                     | <b>\$40,002.00</b>        | <b>0.00%</b> | <b>0.00%</b>  | <b>100.00%</b> |
| <b>Group 05004000 - 05004999 CAPITAL OUTLAY</b>               |                            |                                    |                             |                                    |                     |                           |              |               |                |
| 3521- 05004004 MACHINERY AND EQUIPMENT                        | \$0.00                     | \$0.00                             | \$0.00                      | \$5,410.80                         | \$246,960.65        | \$241,549.85              | 0.00%        | 2.19%         | 97.81%         |
| <b>500 5004000 5004999 Group Totals</b>                       | <b>\$0.00</b>              | <b>\$0.00</b>                      | <b>\$0.00</b>               | <b>\$5,410.80</b>                  | <b>\$246,960.65</b> | <b>\$241,549.85</b>       | <b>0.00%</b> | <b>2.19%</b>  | <b>97.81%</b>  |
| <b>CAPITAL OUTLAY</b>   | <b>\$0.00</b>              | <b>\$0.00</b>                      | <b>\$0.00</b>               | <b>\$5,410.80</b>                  |                     | <b>\$241,549.85</b>       | <b>0.00%</b> | <b>2.19%</b>  | <b>97.81%</b>  |
| <b>3521 0500 Department Totals</b>                            | <b>\$0.00</b>              | <b>\$0.00</b>                      | <b>\$0.00</b>               | <b>\$12,344.89</b>                 | <b>\$311,963.65</b> | <b>\$299,618.76</b>       |              |               |                |
| <b>ARKANSAS DIV OF EMERGENCY MG</b>                           | <b>\$0.00</b>              | <b>\$0.00</b>                      | <b>\$0.00</b>               | <b>\$12,344.89</b>                 |                     | <b>\$299,618.76</b>       | <b>0.00%</b> | <b>3.96%</b>  | <b>96.04%</b>  |
| <b>3521 Fund Totals</b>                                       | <b>\$0.00</b>              | <b>\$0.00</b>                      | <b>\$0.00</b>               | <b>\$12,344.89</b>                 | <b>\$311,963.65</b> | <b>\$299,618.76</b>       |              |               |                |
| <b>HOMELAND SECURITY GRANT PROGR</b>                          | <b>\$0.00</b>              | <b>\$0.00</b>                      | <b>\$0.00</b>               | <b>\$12,344.89</b>                 |                     | <b>\$299,618.76</b>       | <b>0.00%</b> | <b>3.96%</b>  | <b>96.04%</b>  |

| Description | Transfers<br>Appropriation | YTD Transfers<br>YTD Appropriation | Expenditures<br>Adj Expend. | YTD Expenditures<br>Adj YTD Expend | Original Budget | Balance<br>Actual Balance | %<br>Used | YTD %<br>Used | %<br>Left |
|-------------|----------------------------|------------------------------------|-----------------------------|------------------------------------|-----------------|---------------------------|-----------|---------------|-----------|
|-------------|----------------------------|------------------------------------|-----------------------------|------------------------------------|-----------------|---------------------------|-----------|---------------|-----------|

Month 3  
 Date Range 3/1/2026 - 3/31/2026  
 Fund Range 1000 - 6400  
 Dept Range 0001 - 9999 Item Range 0001 - 9999

**CRAIGHEAD COUNTY BUDGET DETAIL REPORT**

4/3/2026 12:16:07 PM

Page 86

Pg Brk Dept N Only W/Budget Amt N Show Act Balance N  
 No % N Only W/Balances N No Adj Expenditures N  
 No Shade N Only W/Transactions N No Adj Budget Y

| Description   | Transfers<br>Appropriation | YTD Transfers<br>YTD Appropriation | Expenditures<br>Adj Expend. | YTD Expenditures<br>Adj YTD Expend | Original Budget                      | Balance<br>Actual Balance | %<br>Used    | YTD %<br>Used | %<br>Left      |  |
|---|----------------------------|------------------------------------|-----------------------------|------------------------------------|--------------------------------------|---------------------------|--------------|---------------|----------------|--|
| <b>Fund 3522 VET TREATMENT COURT DIS GRANT</b>                |                            |                                    | <b>Department</b>           | <b>0422</b>                        | <b>VET TREATMENT COURT DIS GRANT</b> |                           |              |               |                |  |
| <b>Group 04220100 - 04221999 PERSONAL SERVICES</b>            |                            |                                    |                             |                                    |                                      |                           |              |               |                |  |
| 3522- 04221001<br>COURT COORDINATOR 50%                       | \$0.00                     | \$0.00                             | \$1,274.94                  | \$5,799.71                         | \$24,333.75                          | \$18,534.04               |              |               |                |  |
|   | \$0.00                     | \$0.00                             | \$1,274.94                  | \$5,799.71                         |                                      | \$18,534.04               | 5.24%        | 23.83%        | 76.17%         |  |
| 3522- 04221006<br>SOCIAL SECURITY MATCH                       | \$0.00                     | \$0.00                             | \$215.00                    | \$502.26                           | \$1,861.53                           | \$1,359.27                |              |               |                |  |
|   | \$0.00                     | \$0.00                             | \$215.00                    | \$502.26                           |                                      | \$1,359.27                | 11.55%       | 26.98%        | 73.02%         |  |
| 3522- 04221007<br>RETIREMENT MATCH                            | \$0.00                     | \$0.00                             | \$430.56                    | \$1,005.85                         | \$3,727.93                           | \$2,722.08                |              |               |                |  |
|   | \$0.00                     | \$0.00                             | \$430.56                    | \$1,005.85                         |                                      | \$2,722.08                | 11.55%       | 26.98%        | 73.02%         |  |
| 3522- 04221009<br>HEALTH INSURANCE MATCH                      | \$0.00                     | \$0.00                             | \$0.00                      | \$0.00                             | \$6,970.56                           | \$6,970.56                |              |               |                |  |
|   | \$0.00                     | \$0.00                             | \$0.00                      | \$0.00                             |                                      | \$6,970.56                | 0.00%        | 0.00%         | 100.00%        |  |
| 3522- 04221010<br>WORKMEN'S COMPENSATION                      | \$0.00                     | \$0.00                             | \$0.00                      | \$78.95                            | \$78.95                              | \$0.00                    |              |               |                |  |
|   | \$0.00                     | \$0.00                             | \$0.00                      | \$78.95                            |                                      | \$0.00                    | 0.00%        | 100.00%       | 0.00%          |  |
| 3522- 04221011<br>UNEMPLOYMENT COMPENSATION                   | \$0.00                     | \$0.00                             | \$0.00                      | \$0.00                             | \$576.00                             | \$576.00                  |              |               |                |  |
|   | \$0.00                     | \$0.00                             | \$0.00                      | \$0.00                             |                                      | \$576.00                  | 0.00%        | 0.00%         | 100.00%        |  |
| 3522- 04221012<br>OTHER FRINGE BENEFITS (INCL WELLNE          | \$0.00                     | \$0.00                             | \$0.00                      | \$0.00                             | \$50.00                              | \$50.00                   |              |               |                |  |
|   | \$0.00                     | \$0.00                             | \$0.00                      | \$0.00                             |                                      | \$50.00                   | 0.00%        | 0.00%         | 100.00%        |  |
| 3522- 04221016<br>LIFE INSURANCE                              | \$0.00                     | \$0.00                             | \$2.22                      | \$3.33                             | \$100.00                             | \$96.67                   |              |               |                |  |
|   | \$0.00                     | \$0.00                             | \$2.22                      | \$3.33                             |                                      | \$96.67                   | 2.22%        | 3.33%         | 96.67%         |  |
| 3522- 04221017<br>VACATION-PERSONAL TIME BUYBACK              | \$0.00                     | \$0.00                             | \$0.00                      | \$0.00                             | \$10.00                              | \$10.00                   |              |               |                |  |
|   | \$0.00                     | \$0.00                             | \$0.00                      | \$0.00                             |                                      | \$10.00                   | 0.00%        | 0.00%         | 100.00%        |  |
| 3522- 04221018<br>HEALTH INSURANCE REIMBURSEMENT              | \$0.00                     | \$0.00                             | \$0.00                      | \$0.00                             | \$100.00                             | \$100.00                  |              |               |                |  |
|   | \$0.00                     | \$0.00                             | \$0.00                      | \$0.00                             |                                      | \$100.00                  | 0.00%        | 0.00%         | 100.00%        |  |
| <b>422 4220100 4221999 Group Totals</b>                       | <b>\$0.00</b>              | <b>\$0.00</b>                      | <b>\$1,922.72</b>           | <b>\$7,390.10</b>                  | <b>\$37,808.72</b>                   | <b>\$30,418.62</b>        |              |               |                |  |
| <b>PERSONAL SERVICES</b>                                      | <b>\$0.00</b>              | <b>\$0.00</b>                      | <b>\$1,922.72</b>           | <b>\$7,390.10</b>                  |                                      | <b>\$30,418.62</b>        | <b>5.08%</b> | <b>19.55%</b> | <b>80.45%</b>  |  |
| <b>Group 04222000 - 04222999 SUPPLIES</b>                     |                            |                                    |                             |                                    |                                      |                           |              |               |                |  |
| 3522- 04222001<br>GENERAL SUPPLIES (CONSUMED OR AL            | \$0.00                     | \$0.00                             | \$0.00                      | \$0.00                             | \$10,000.00                          | \$10,000.00               |              |               |                |  |
|   | \$0.00                     | \$0.00                             | \$0.00                      | \$0.00                             |                                      | \$10,000.00               | 0.00%        | 0.00%         | 100.00%        |  |
| 3522- 04222002<br>SMALL EQUIPMENT (LESS THAN CAPITAL          | \$0.00                     | \$0.00                             | \$0.00                      | \$0.00                             | \$15,000.00                          | \$15,000.00               |              |               |                |  |
|   | \$0.00                     | \$0.00                             | \$0.00                      | \$0.00                             |                                      | \$15,000.00               | 0.00%        | 0.00%         | 100.00%        |  |
| <b>422 4222000 4222999 Group Totals</b>                       | <b>\$0.00</b>              | <b>\$0.00</b>                      | <b>\$0.00</b>               | <b>\$0.00</b>                      | <b>\$25,000.00</b>                   | <b>\$25,000.00</b>        |              |               |                |  |
| <b>SUPPLIES</b>   | <b>\$0.00</b>              | <b>\$0.00</b>                      | <b>\$0.00</b>               | <b>\$0.00</b>                      |                                      | <b>\$25,000.00</b>        | <b>0.00%</b> | <b>0.00%</b>  | <b>100.00%</b> |  |
| <b>Group 04223000 - 04223999 OTHER SERVICES &amp; CHARGES</b> |                            |                                    |                             |                                    |                                      |                           |              |               |                |  |
| 3522- 04223007<br>DRUG TESTING                                | \$0.00                     | \$0.00                             | \$0.00                      | \$0.00                             | \$25,000.00                          | \$25,000.00               |              |               |                |  |
|   | \$0.00                     | \$0.00                             | \$0.00                      | \$0.00                             |                                      | \$25,000.00               | 0.00%        | 0.00%         | 100.00%        |  |
| 3522- 04223009<br>OTHER PROFESSIONAL SERVICES                 | \$0.00                     | \$0.00                             | \$1,136.97                  | \$14,148.94                        | \$175,000.00                         | \$160,851.06              |              |               |                |  |
|   | \$0.00                     | \$0.00                             | \$1,136.97                  | \$14,148.94                        |                                      | \$160,851.06              | 0.65%        | 8.08%         | 91.92%         |  |
| 3522- 04223020<br>TELEPHONE & FAX-LANDLINE                    | \$0.00                     | \$0.00                             | \$0.00                      | \$0.00                             | \$1,500.00                           | \$1,500.00                |              |               |                |  |
|   | \$0.00                     | \$0.00                             | \$0.00                      | \$0.00                             |                                      | \$1,500.00                | 0.00%        | 0.00%         | 100.00%        |  |
| 3522- 04223021<br>POSTAGE                                     | \$0.00                     | \$0.00                             | \$0.00                      | \$0.00                             | \$100.00                             | \$100.00                  |              |               |                |  |
|   | \$0.00                     | \$0.00                             | \$0.00                      | \$0.00                             |                                      | \$100.00                  | 0.00%        | 0.00%         | 100.00%        |  |
| 3522- 04223022<br>CELL PHONES & PAGERS                        | \$0.00                     | \$0.00                             | \$0.00                      | \$0.00                             | \$5,000.00                           | \$5,000.00                |              |               |                |  |
|   | \$0.00                     | \$0.00                             | \$0.00                      | \$0.00                             |                                      | \$5,000.00                | 0.00%        | 0.00%         | 100.00%        |  |
| 3522- 04223023<br>INTERNET CONNECTION                         | \$0.00                     | \$0.00                             | \$0.00                      | \$0.00                             | \$10.00                              | \$10.00                   |              |               |                |  |
|   | \$0.00                     | \$0.00                             | \$0.00                      | \$0.00                             |                                      | \$10.00                   | 0.00%        | 0.00%         | 100.00%        |  |
| 3522- 04223030<br>TRAVEL                                      | \$0.00                     | \$0.00                             | \$0.00                      | \$0.00                             | \$15,000.00                          | \$15,000.00               |              |               |                |  |
|   | \$0.00                     | \$0.00                             | \$0.00                      | \$0.00                             |                                      | \$15,000.00               | 0.00%        | 0.00%         | 100.00%        |  |
| 3522- 04223040<br>ADVERTISING & PUBLICATION                   | \$0.00                     | \$0.00                             | \$0.00                      | \$0.00                             | \$3,000.00                           | \$3,000.00                |              |               |                |  |
|   | \$0.00                     | \$0.00                             | \$0.00                      | \$0.00                             |                                      | \$3,000.00                | 0.00%        | 0.00%         | 100.00%        |  |

Month 3  
 Date Range 3/1/2026 - 3/31/2026  
 Fund Range 1000 - 6400  
 Dept Range 0001 - 9999 Item Range 0001 - 9999

**CRAIGHEAD COUNTY BUDGET DETAIL REPORT**

4/3/2026 12:16:07 PM

Page 87

Pg Brk Dept N Only W/Budget Amt N Show Act Balance N  
 No % N Only W/Balances N No Adj Expenditures N  
 No Shade N Only W/Transactions N No Adj Budget Y

| Description   | Transfers<br>Appropriation | YTD Transfers<br>YTD Appropriation | Expenditures<br>Adj Expend. | YTD Expenditures<br>Adj YTD Expend | Original Budget     | Balance<br>Actual Balance | %<br>Used    | YTD %<br>Used | %<br>Left     |
|---|----------------------------|------------------------------------|-----------------------------|------------------------------------|---------------------|---------------------------|--------------|---------------|---------------|
| <b>Fund 3522 VET TREATMENT COURT DIS GRANT</b>                |                            |                                    |                             |                                    |                     |                           |              |               |               |
| <b>Group 04223000 - 04223999 OTHER SERVICES &amp; CHARGES</b> |                            |                                    |                             |                                    |                     |                           |              |               |               |
| 3522- 04223094  | \$0.00                     | \$0.00                             | \$0.00                      | \$0.00                             | \$7,500.00          | \$7,500.00                |              |               |               |
| MEALS & LODGING   | \$0.00                     | \$0.00                             | \$0.00                      | \$0.00                             | \$7,500.00          | \$7,500.00                | 0.00%        | 0.00%         | 100.00%       |
| 3522- 04223100  | \$0.00                     | \$0.00                             | \$0.00                      | \$0.00                             | \$2,500.00          | \$2,500.00                |              |               |               |
| OTHER MISCELLANEOUS   | \$0.00                     | \$0.00                             | \$0.00                      | \$0.00                             | \$2,500.00          | \$2,500.00                | 0.00%        | 0.00%         | 100.00%       |
| 3522- 04223101  | \$0.00                     | \$0.00                             | \$0.00                      | \$0.00                             | \$3,500.00          | \$3,500.00                |              |               |               |
| TRAINING & EDUCATION  | \$0.00                     | \$0.00                             | \$0.00                      | \$0.00                             | \$3,500.00          | \$3,500.00                | 0.00%        | 0.00%         | 100.00%       |
| 3522- 04223102  | \$0.00                     | \$0.00                             | \$12.27                     | \$12.27                            | \$1,000.00          | \$987.73                  |              |               |               |
| COMP SOFTWARE,SUPPORT/MAINT/REC                               | \$0.00                     | \$0.00                             | \$12.27                     | \$12.27                            | \$1,000.00          | \$987.73                  | 1.23%        | 1.23%         | 98.77%        |
| <b>422 4223000 4223999 Group Totals</b>                       | <b>\$0.00</b>              | <b>\$0.00</b>                      | <b>\$1,149.24</b>           | <b>\$14,161.21</b>                 | <b>\$239,110.00</b> | <b>\$224,948.79</b>       |              |               |               |
| <b>OTHER SERVICES &amp; CHARGES</b>                           | <b>\$0.00</b>              | <b>\$0.00</b>                      | <b>\$1,149.24</b>           | <b>\$14,161.21</b>                 |                     | <b>\$224,948.79</b>       | <b>0.48%</b> | <b>5.92%</b>  | <b>94.08%</b> |
| <b>3522 0422 Department Totals</b>                            | <b>\$0.00</b>              | <b>\$0.00</b>                      | <b>\$3,071.96</b>           | <b>\$21,551.31</b>                 | <b>\$301,918.72</b> | <b>\$280,367.41</b>       |              |               |               |
| <b>VET TREATMENT COURT DIS GRANT</b>                          | <b>\$0.00</b>              | <b>\$0.00</b>                      | <b>\$3,071.96</b>           | <b>\$21,551.31</b>                 |                     | <b>\$280,367.41</b>       | <b>1.02%</b> | <b>7.14%</b>  | <b>92.86%</b> |
| <b>3522 Fund Totals</b>                                       | <b>\$0.00</b>              | <b>\$0.00</b>                      | <b>\$3,071.96</b>           | <b>\$21,551.31</b>                 | <b>\$301,918.72</b> | <b>\$280,367.41</b>       |              |               |               |
| <b>VET TREATMENT COURT DIS GRANT</b>                          | <b>\$0.00</b>              | <b>\$0.00</b>                      | <b>\$3,071.96</b>           | <b>\$21,551.31</b>                 |                     | <b>\$280,367.41</b>       | <b>1.02%</b> | <b>7.14%</b>  | <b>92.86%</b> |

| Description | Transfers<br>Appropriation | YTD Transfers<br>YTD Appropriation | Expenditures<br>Adj Expend. | YTD Expenditures<br>Adj YTD Expend | Original Budget | Balance<br>Actual Balance | %<br>Used | YTD %<br>Used | %<br>Left |
|-------------|----------------------------|------------------------------------|-----------------------------|------------------------------------|-----------------|---------------------------|-----------|---------------|-----------|
|-------------|----------------------------|------------------------------------|-----------------------------|------------------------------------|-----------------|---------------------------|-----------|---------------|-----------|

Month 3  
 Date Range 3/1/2026 - 3/31/2026  
 Fund Range 1000 - 6400  
 Dept Range 0001 - 9999

**CRAIGHEAD COUNTY BUDGET DETAIL REPORT**

4/3/2026 12:16:07 PM

Page 88

Pg Brk Dept N Only W/Budget Amt N Show Act Balance N  
 No % N Only W/Balances N No Adj Expenditures N  
 No Shade N Only W/Transactions N No Adj Budget Y

| Description   | Transfers<br>Appropriation | YTD Transfers<br>YTD Appropriation | Expenditures<br>Adj Expend. | YTD Expenditures<br>Adj YTD Expend | Original Budget       | Balance<br>Actual Balance | %<br>Used    | YTD %<br>Used | %<br>Left     |
|---|----------------------------|------------------------------------|-----------------------------|------------------------------------|-----------------------|---------------------------|--------------|---------------|---------------|
| <b>Fund 3523 BJA STAR COURT</b>                               |                            |                                    | <b>Department</b>           | <b>0409</b>                        | <b>BJA STAR COURT</b> |                           |              |               |               |
| <b>Group 04090100 - 04091999 PERSONAL SERVICES</b>            |                            |                                    |                             |                                    |                       |                           |              |               |               |
| 3523- 04091001  | \$0.00                     | \$0.00                             | \$5,910.79                  | \$24,189.37                        | \$100,837.98          | \$76,648.61               |              |               |               |
| BJA STAR COURT  | \$0.00                     | \$0.00                             | \$5,910.79                  | \$24,189.37                        |                       | \$76,648.61               | 5.86%        | 23.99%        | 76.01%        |
| 3523- 04091006  | \$0.00                     | \$0.00                             | \$884.52                    | \$2,061.77                         | \$7,714.11            | \$5,652.34                |              |               |               |
| SOCIAL SECURITY MATCH   | \$0.00                     | \$0.00                             | \$884.52                    | \$2,061.77                         |                       | \$5,652.34                | 11.47%       | 26.73%        | 73.27%        |
| 3523- 04091007  | \$0.00                     | \$0.00                             | \$1,782.15                  | \$4,154.09                         | \$15,448.38           | \$11,294.29               |              |               |               |
| RETIREMENT MATCH  | \$0.00                     | \$0.00                             | \$1,782.15                  | \$4,154.09                         |                       | \$11,294.29               | 11.54%       | 26.89%        | 73.11%        |
| 3523- 04091009  | -\$580.66                  | -\$1,741.98                        | \$0.00                      | \$0.00                             | \$6,970.56            | \$5,228.58                |              |               |               |
| HEALTH INSURANCE MATCH  | \$0.00                     | \$0.00                             | \$580.66                    | \$1,741.98                         |                       | \$5,228.58                | 8.33%        | 24.99%        | 75.01%        |
| 3523- 04091010  | \$0.00                     | \$0.00                             | \$0.00                      | \$129.86                           | \$129.86              | \$0.00                    |              |               |               |
| WORKMAN'S COMPENSATION  | \$0.00                     | \$0.00                             | \$0.00                      | \$129.86                           |                       | \$0.00                    | 0.00%        | 100.00%       | 0.00%         |
| 3523- 04091011  | \$0.00                     | \$0.00                             | \$0.00                      | \$0.00                             | \$288.00              | \$288.00                  |              |               |               |
| UNEMPLOYMENT COMPENSATION                                     | \$0.00                     | \$0.00                             | \$0.00                      | \$0.00                             |                       | \$288.00                  | 0.00%        | 0.00%         | 100.00%       |
| 3523- 04091012  | \$0.00                     | \$0.00                             | \$0.00                      | \$0.00                             | \$50.00               | \$50.00                   |              |               |               |
| OTHER FRINGE BENEFITS (INCL WELLNE                            | \$0.00                     | \$0.00                             | \$0.00                      | \$0.00                             |                       | \$50.00                   | 0.00%        | 0.00%         | 100.00%       |
| 3523- 04091016  | \$0.00                     | \$0.00                             | \$8.88                      | \$13.32                            | \$100.00              | \$86.68                   |              |               |               |
| LIFE INSURANCE  | \$0.00                     | \$0.00                             | \$8.88                      | \$13.32                            |                       | \$86.68                   | 8.88%        | 13.32%        | 86.68%        |
| 3523- 04091017  | \$0.00                     | \$0.00                             | \$0.00                      | \$0.00                             | \$10.00               | \$10.00                   |              |               |               |
| VACATION-PERSONAL TIME BUYBACK                                | \$0.00                     | \$0.00                             | \$0.00                      | \$0.00                             |                       | \$10.00                   | 0.00%        | 0.00%         | 100.00%       |
| 3523- 04091018  | \$0.00                     | \$0.00                             | \$0.00                      | \$0.00                             | \$100.00              | \$100.00                  |              |               |               |
| HEALTH INSURANCE REIMBURSEMENT                                | \$0.00                     | \$0.00                             | \$0.00                      | \$0.00                             |                       | \$100.00                  | 0.00%        | 0.00%         | 100.00%       |
| <b>409 4090100 4091999 Group Totals</b>                       | <b>-\$580.66</b>           | <b>-\$1,741.98</b>                 | <b>\$8,586.34</b>           | <b>\$30,548.41</b>                 | <b>\$131,648.89</b>   | <b>\$99,358.50</b>        |              |               |               |
| <b>PERSONAL SERVICES</b>                                      | <b>\$0.00</b>              | <b>\$0.00</b>                      | <b>\$9,167.00</b>           | <b>\$32,290.39</b>                 |                       | <b>\$99,358.50</b>        | <b>6.96%</b> | <b>24.53%</b> | <b>75.47%</b> |
| <b>Group 04092000 - 04092999 SUPPLIES</b>                     |                            |                                    |                             |                                    |                       |                           |              |               |               |
| 3523- 04092001  | \$0.00                     | \$0.00                             | \$239.39                    | \$265.69                           | \$7,500.00            | \$7,234.31                |              |               |               |
| GENERAL SUPPLIES (CONSUMED OR AL                              | \$0.00                     | \$0.00                             | \$239.39                    | \$265.69                           |                       | \$7,234.31                | 3.19%        | 3.54%         | 96.46%        |
| 3523- 04092002  | \$0.00                     | \$0.00                             | \$0.00                      | \$0.00                             | \$3,500.00            | \$3,500.00                |              |               |               |
| SMALL EQUIPMENT (LESS THAN CAPITAL                            | \$0.00                     | \$0.00                             | \$0.00                      | \$0.00                             |                       | \$3,500.00                | 0.00%        | 0.00%         | 100.00%       |
| <b>409 4092000 4092999 Group Totals</b>                       | <b>\$0.00</b>              | <b>\$0.00</b>                      | <b>\$239.39</b>             | <b>\$265.69</b>                    | <b>\$11,000.00</b>    | <b>\$10,734.31</b>        |              |               |               |
| <b>SUPPLIES</b>   | <b>\$0.00</b>              | <b>\$0.00</b>                      | <b>\$239.39</b>             | <b>\$265.69</b>                    |                       | <b>\$10,734.31</b>        | <b>2.18%</b> | <b>2.42%</b>  | <b>97.58%</b> |
| <b>Group 04093000 - 04093999 OTHER SERVICES &amp; CHARGES</b> |                            |                                    |                             |                                    |                       |                           |              |               |               |
| 3523- 04093007  | \$0.00                     | \$0.00                             | \$1,863.52                  | \$2,983.52                         | \$30,000.00           | \$27,016.48               |              |               |               |
| DRUG TESTING  | \$0.00                     | \$0.00                             | \$1,863.52                  | \$2,983.52                         |                       | \$27,016.48               | 6.21%        | 9.94%         | 90.06%        |
| 3523- 04093009  | \$0.00                     | \$0.00                             | \$4,719.00                  | \$6,269.00                         | \$109,974.44          | \$103,705.44              |              |               |               |
| OTHER PROFESSIONAL SERVICES                                   | \$0.00                     | \$0.00                             | \$4,719.00                  | \$6,269.00                         |                       | \$103,705.44              | 4.29%        | 5.70%         | 94.30%        |
| 3523- 04093020  | \$0.00                     | \$0.00                             | \$8.06                      | \$20.48                            | \$600.00              | \$579.52                  |              |               |               |
| TELEPHONE & FAX-LANDLINE                                      | \$0.00                     | \$0.00                             | \$8.06                      | \$20.48                            |                       | \$579.52                  | 1.34%        | 3.41%         | 96.59%        |
| 3523- 04093021  | \$0.00                     | \$0.00                             | \$0.00                      | \$0.00                             | \$250.00              | \$250.00                  |              |               |               |
| POSTAGE   | \$0.00                     | \$0.00                             | \$0.00                      | \$0.00                             |                       | \$250.00                  | 0.00%        | 0.00%         | 100.00%       |
| 3523- 04093022  | \$0.00                     | \$0.00                             | \$189.31                    | \$613.03                           | \$4,800.00            | \$4,186.97                |              |               |               |
| CELL PHONES & PAGERS  | \$0.00                     | \$0.00                             | \$189.31                    | \$613.03                           |                       | \$4,186.97                | 3.94%        | 12.77%        | 87.23%        |
| 3523- 04093023  | \$0.00                     | \$0.00                             | \$0.00                      | \$0.00                             | \$10.00               | \$10.00                   |              |               |               |
| INTERNET CONNECTION   | \$0.00                     | \$0.00                             | \$0.00                      | \$0.00                             |                       | \$10.00                   | 0.00%        | 0.00%         | 100.00%       |
| 3523- 04093030  | \$0.00                     | \$0.00                             | \$0.00                      | \$0.00                             | \$7,500.00            | \$7,500.00                |              |               |               |
| TRAVEL  | \$0.00                     | \$0.00                             | \$0.00                      | \$0.00                             |                       | \$7,500.00                | 0.00%        | 0.00%         | 100.00%       |
| 3523- 04093040  | \$0.00                     | \$0.00                             | \$0.00                      | \$0.00                             | \$1,000.00            | \$1,000.00                |              |               |               |
| ADVERTISING & PUBLICATION                                     | \$0.00                     | \$0.00                             | \$0.00                      | \$0.00                             |                       | \$1,000.00                | 0.00%        | 0.00%         | 100.00%       |

Month 3  
 Date Range 3/1/2026 - 3/31/2026  
 Fund Range 1000 - 6400  
 Dept Range 0001 - 9999 Item Range 0001 - 9999

**CRAIGHEAD COUNTY BUDGET DETAIL REPORT**

4/3/2026 12:16:07 PM

Page 89

Pg Brk Dept N Only W/Budget Amt N Show Act Balance N  
 No % N Only W/Balances N No Adj Expenditures N  
 No Shade N Only W/Transactions N No Adj Budget Y

| Description   | Transfers<br>Appropriation | YTD Transfers<br>YTD Appropriation | Expenditures<br>Adj Expend. | YTD Expenditures<br>Adj YTD Expend | Original Budget       | Balance<br>Actual Balance | %<br>Used    | YTD %<br>Used | %<br>Left     |
|---|----------------------------|------------------------------------|-----------------------------|------------------------------------|-----------------------|---------------------------|--------------|---------------|---------------|
| <b>Fund 3523 BJA STAR COURT</b>                               |                            |                                    | <b>Department</b>           | <b>0409</b>                        | <b>BJA STAR COURT</b> |                           |              |               |               |
| <b>Group 04093000 - 04093999 OTHER SERVICES &amp; CHARGES</b> |                            |                                    |                             |                                    |                       |                           |              |               |               |
| 3523- 04093094 MEALS & LODGING                                | \$0.00                     | \$0.00                             | \$0.00                      | \$0.00                             | \$10,000.00           | \$10,000.00               | 0.00%        | 0.00%         | 100.00%       |
| 3523- 04093100 OTHER MISCELLANEOUS                            | \$0.00                     | \$0.00                             | \$17.35                     | \$17.35                            | \$1,500.00            | \$1,482.65                | 1.16%        | 1.16%         | 98.84%        |
| 3523- 04093101 TRAINING & EDUCATION                           | \$0.00                     | \$0.00                             | \$0.00                      | \$0.00                             | \$10,000.00           | \$10,000.00               | 0.00%        | 0.00%         | 100.00%       |
| 3523- 04093102 COMP SOFTWARE,SUPPORT/MAINT/REC                | \$0.00                     | \$0.00                             | \$36.81                     | \$36.81                            | \$1,000.00            | \$963.19                  | 3.68%        | 3.68%         | 96.32%        |
| <b>409 4093000 4093999 Group Totals</b>                       | <b>\$0.00</b>              | <b>\$0.00</b>                      | <b>\$6,834.05</b>           | <b>\$9,940.19</b>                  | <b>\$176,634.44</b>   | <b>\$166,694.25</b>       | <b>3.87%</b> | <b>5.63%</b>  | <b>94.37%</b> |
| <b>OTHER SERVICES &amp; CHARGES</b>                           | <b>\$0.00</b>              | <b>\$0.00</b>                      | <b>\$6,834.05</b>           | <b>\$9,940.19</b>                  |                       | <b>\$166,694.25</b>       | <b>3.87%</b> | <b>5.63%</b>  | <b>94.37%</b> |
| <b>3523 0409 Department Totals</b>                            | <b>-\$580.66</b>           | <b>-\$1,741.98</b>                 | <b>\$15,659.78</b>          | <b>\$40,754.29</b>                 | <b>\$319,283.33</b>   | <b>\$276,787.06</b>       | <b>5.09%</b> | <b>13.31%</b> | <b>86.69%</b> |
| <b>BJA STAR COURT</b>   | <b>\$0.00</b>              | <b>\$0.00</b>                      | <b>\$16,240.44</b>          | <b>\$42,496.27</b>                 |                       | <b>\$276,787.06</b>       | <b>5.09%</b> | <b>13.31%</b> | <b>86.69%</b> |
| <b>3523 Fund Totals</b>                                       | <b>-\$580.66</b>           | <b>-\$1,741.98</b>                 | <b>\$15,659.78</b>          | <b>\$40,754.29</b>                 | <b>\$319,283.33</b>   | <b>\$276,787.06</b>       | <b>5.09%</b> | <b>13.31%</b> | <b>86.69%</b> |
| <b>BJA STAR COURT</b>   | <b>\$0.00</b>              | <b>\$0.00</b>                      | <b>\$16,240.44</b>          | <b>\$42,496.27</b>                 |                       | <b>\$276,787.06</b>       | <b>5.09%</b> | <b>13.31%</b> | <b>86.69%</b> |

| Description  | Transfers<br>Appropriation | YTD Transfers<br>YTD Appropriation | Expenditures<br>Adj Expend. | YTD Expenditures<br>Adj YTD Expend | Original Budget       | Balance<br>Actual Balance | %<br>Used    | YTD %<br>Used | %<br>Left     |
|--|----------------------------|------------------------------------|-----------------------------|------------------------------------|-----------------------|---------------------------|--------------|---------------|---------------|
| <b>Fund 3526 STAR COURT PEER RECOVERY</b>          |                            |                                    | <b>Department</b>           | <b>0409</b>                        | <b>STAR COURT PRS</b> |                           |              |               |               |
| <b>Group 04090100 - 04091999 PERSONAL SERVICES</b> |                            |                                    |                             |                                    |                       |                           |              |               |               |
| 3526- 04091001 SALARIES, FULL-TIME                 | \$4,082.39                 | \$4,082.39                         | \$2,186.82                  | \$9,002.46                         | \$26,208.01           | \$17,205.55               | 7.22%        | 29.72%        | 70.28%        |
| 3526- 04091006 SOCIAL SECURITY MATCHING            | \$312.31                   | \$312.31                           | \$321.26                    | \$749.40                           | \$2,004.91            | \$1,255.51                | 13.86%       | 32.34%        | 67.66%        |
| 3526- 04091007 RETIREMENT MATCHING                 | \$625.42                   | \$625.42                           | \$664.35                    | \$1,549.73                         | \$4,015.07            | \$2,465.34                | 14.32%       | 33.40%        | 66.60%        |
| 3526- 04091009 HEALTH INSURANCE MATCHING           | \$0.00                     | \$0.00                             | \$580.66                    | \$1,741.98                         | \$6,970.56            | \$5,228.58                | 8.33%        | 24.99%        | 75.01%        |
| 3526- 04091010 WORKMEN'S COMPENSATION              | \$0.00                     | \$0.00                             | \$0.00                      | \$64.90                            | \$64.90               | \$0.00                    | 0.00%        | 100.00%       | 0.00%         |
| 3526- 04091011 UNEMPLOYMENT COMPENSATION           | \$0.00                     | \$0.00                             | \$0.00                      | \$0.00                             | \$192.00              | \$192.00                  | 0.00%        | 0.00%         | 100.00%       |
| 3526- 04091012 OTHER FRINGE BENEFITS               | \$0.00                     | \$0.00                             | \$0.00                      | \$0.00                             | \$50.00               | \$50.00                   | 0.00%        | 0.00%         | 100.00%       |
| 3526- 04091016 LIFE INSURANCE                      | \$0.00                     | \$0.00                             | \$4.44                      | \$11.10                            | \$10.00               | -\$1.10                   | 44.40%       | 0.00%         | 0.00%         |
| 3526- 04091017 VACATION-PERSONAL TIME BUYBACK      | \$0.00                     | \$0.00                             | \$0.00                      | \$0.00                             | \$10.00               | \$10.00                   | 0.00%        | 0.00%         | 100.00%       |
| <b>409 4090100 4091999 Group Totals</b>            | <b>-\$580.66</b>           | <b>-\$1,741.98</b>                 | <b>\$3,176.87</b>           | <b>\$11,377.59</b>                 | <b>\$39,525.45</b>    | <b>\$26,405.88</b>        | <b>8.44%</b> | <b>29.45%</b> | <b>70.55%</b> |
| <b>PERSONAL SERVICES</b>                           | <b>\$5,020.12</b>          | <b>\$5,020.12</b>                  | <b>\$3,757.53</b>           | <b>\$13,119.57</b>                 |                       | <b>\$31,426.00</b>        | <b>8.44%</b> | <b>29.45%</b> | <b>70.55%</b> |
| <b>3526 0409 Department Totals</b>                 | <b>-\$580.66</b>           | <b>-\$1,741.98</b>                 | <b>\$3,176.87</b>           | <b>\$11,377.59</b>                 | <b>\$39,525.45</b>    | <b>\$26,405.88</b>        | <b>8.44%</b> | <b>29.45%</b> | <b>70.55%</b> |
| <b>STAR COURT PRS</b>                              | <b>\$5,020.12</b>          | <b>\$5,020.12</b>                  | <b>\$3,757.53</b>           | <b>\$13,119.57</b>                 |                       | <b>\$31,426.00</b>        | <b>8.44%</b> | <b>29.45%</b> | <b>70.55%</b> |
| <b>3526 Fund Totals</b>                            | <b>-\$580.66</b>           | <b>-\$1,741.98</b>                 | <b>\$3,176.87</b>           | <b>\$11,377.59</b>                 | <b>\$39,525.45</b>    | <b>\$26,405.88</b>        | <b>8.44%</b> | <b>29.45%</b> | <b>70.55%</b> |
| <b>STAR COURT PEER RECOVERY</b>                    | <b>\$5,020.12</b>          | <b>\$5,020.12</b>                  | <b>\$3,757.53</b>           | <b>\$13,119.57</b>                 |                       | <b>\$31,426.00</b>        | <b>8.44%</b> | <b>29.45%</b> | <b>70.55%</b> |

| Description | Transfers<br>Appropriation | YTD Transfers<br>YTD Appropriation | Expenditures<br>Adj Expend. | YTD Expenditures<br>Adj YTD Expend | Original Budget | Balance<br>Actual Balance | %<br>Used | YTD %<br>Used | %<br>Left |
|-------------|----------------------------|------------------------------------|-----------------------------|------------------------------------|-----------------|---------------------------|-----------|---------------|-----------|
|-------------|----------------------------|------------------------------------|-----------------------------|------------------------------------|-----------------|---------------------------|-----------|---------------|-----------|

Month 3  
 Date Range 3/1/2026 - 3/31/2026  
 Fund Range 1000 - 6400  
 Dept Range 0001 - 9999

### CRAIGHEAD COUNTY BUDGET DETAIL REPORT

4/3/2026 12:16:07 PM

Page 90

Pg Brk Dept N Only W/Budget Amt N Show Act Balance N  
 No % N Only W/Balances N No Adj Expenditures N  
 No Shade N Only W/Transactions N No Adj Budget Y

| Description                           |                          | Transfers<br>Appropriation                 | YTD Transfers<br>YTD Appropriation  | Expenditures<br>Adj Expend. | YTD Expenditures<br>Adj YTD Expend | Original Budget | Balance<br>Actual Balance                | %<br>Used         | YTD %<br>Used | %<br>Left    |                |
|---------------------------------------|--------------------------|--|-------------------------------------|-----------------------------|------------------------------------|-----------------|--|-------------------|---------------|--------------|----------------|
| <b>Fund</b>                           | <b>3527</b>              | <b>SUPPLEMENTAL JUVENILE COURT FUNDING</b> |                                     |                             | <b>Department</b>                  | <b>0414</b>     | <b>JUVENILE OFFICER GRANT (SPEC REV)</b> |                   |               |              |                |
| <b>Group</b>                          | <b>04140100</b>          | <b>- 04141999</b>                          | <b>PERSONAL SERVICES</b>            |                             |                                    |                 |  |                   |               |              |                |
| 3527 - 04141002                       |                          |  | \$0.00                              | \$0.00                      | \$0.00                             | \$0.00          | \$5,000.00                               | \$5,000.00        | 0.00%         | 0.00%        | 100.00%        |
| OFFICER (PT)(LESS THAN 80 HRS/MO;\$<  |                          |  | \$0.00                              | \$0.00                      | \$0.00                             | \$0.00          | \$5,000.00                               | \$5,000.00        | 0.00%         | 0.00%        | 100.00%        |
| 3527 - 04141006                       |                          |  | \$0.00                              | \$0.00                      | \$0.00                             | \$0.00          | \$382.50                                 | \$382.50          | 0.00%         | 0.00%        | 100.00%        |
| SOCIAL SECURITY MATCH                 |                          |  | \$0.00                              | \$0.00                      | \$0.00                             | \$0.00          | \$382.50                                 | \$382.50          | 0.00%         | 0.00%        | 100.00%        |
| 3527 - 04141011                       |                          |  | \$0.00                              | \$0.00                      | \$0.00                             | \$0.00          | \$288.00                                 | \$288.00          | 0.00%         | 0.00%        | 100.00%        |
| UNEMPLOYMENT COMPENSATION             |                          |  | \$0.00                              | \$0.00                      | \$0.00                             | \$0.00          | \$288.00                                 | \$288.00          | 0.00%         | 0.00%        | 100.00%        |
| <b>414 4140100 4141999</b>            | <b>Group Totals</b>      |  | <b>\$0.00</b>                       | <b>\$0.00</b>               | <b>\$0.00</b>                      | <b>\$0.00</b>   | <b>\$5,670.50</b>                        | <b>\$5,670.50</b> | <b>0.00%</b>  | <b>0.00%</b> | <b>100.00%</b> |
| <b>PERSONAL SERVICES</b>              |                          |  | <b>\$0.00</b>                       | <b>\$0.00</b>               | <b>\$0.00</b>                      | <b>\$0.00</b>   | <b>\$5,670.50</b>                        | <b>\$5,670.50</b> | <b>0.00%</b>  | <b>0.00%</b> | <b>100.00%</b> |
| <b>Group</b>                          | <b>04142000</b>          | <b>- 04142999</b>                          | <b>SUPPLIES</b>                     |                             |                                    |                 |  |                   |               |              |                |
| 3527 - 04142001                       |                          |  | \$0.00                              | \$0.00                      | \$0.00                             | \$0.00          | \$1,289.50                               | \$1,289.50        | 0.00%         | 0.00%        | 100.00%        |
| GENERAL SUPPLIES                      |                          |  | \$0.00                              | \$0.00                      | \$0.00                             | \$0.00          | \$1,289.50                               | \$1,289.50        | 0.00%         | 0.00%        | 100.00%        |
| <b>414 4142000 4142999</b>            | <b>Group Totals</b>      |  | <b>\$0.00</b>                       | <b>\$0.00</b>               | <b>\$0.00</b>                      | <b>\$0.00</b>   | <b>\$1,289.50</b>                        | <b>\$1,289.50</b> | <b>0.00%</b>  | <b>0.00%</b> | <b>100.00%</b> |
| <b>SUPPLIES</b>                       |                          |  | <b>\$0.00</b>                       | <b>\$0.00</b>               | <b>\$0.00</b>                      | <b>\$0.00</b>   | <b>\$1,289.50</b>                        | <b>\$1,289.50</b> | <b>0.00%</b>  | <b>0.00%</b> | <b>100.00%</b> |
| <b>Group</b>                          | <b>04143000</b>          | <b>- 04143999</b>                          | <b>OTHER SERVICES &amp; CHARGES</b> |                             |                                    |                 |  |                   |               |              |                |
| 3527 - 04143007                       |                          |  | \$0.00                              | \$0.00                      | \$0.00                             | \$0.00          | \$400.00                                 | \$400.00          | 0.00%         | 0.00%        | 100.00%        |
| DRUG TESTING                          |                          |  | \$0.00                              | \$0.00                      | \$0.00                             | \$0.00          | \$400.00                                 | \$400.00          | 0.00%         | 0.00%        | 100.00%        |
| 3527 - 04143009                       |                          |  | \$0.00                              | \$0.00                      | \$0.00                             | \$0.00          | \$10.00                                  | \$10.00           | 0.00%         | 0.00%        | 100.00%        |
| OTHER PROFESSIONAL SERVICES           |                          |  | \$0.00                              | \$0.00                      | \$0.00                             | \$0.00          | \$10.00                                  | \$10.00           | 0.00%         | 0.00%        | 100.00%        |
| 3527 - 04143100                       |                          |  | \$0.00                              | \$0.00                      | \$0.00                             | \$0.00          | \$10.00                                  | \$10.00           | 0.00%         | 0.00%        | 100.00%        |
| OTHER MISCELLANEOUS                   |                          |  | \$0.00                              | \$0.00                      | \$0.00                             | \$0.00          | \$10.00                                  | \$10.00           | 0.00%         | 0.00%        | 100.00%        |
| 3527 - 04143102                       |                          |  | \$0.00                              | \$0.00                      | \$0.00                             | \$0.00          | \$100.00                                 | \$100.00          | 0.00%         | 0.00%        | 100.00%        |
| COMP SOFTWARE,SUPPORT/MAINT/REC       |                          |  | \$0.00                              | \$0.00                      | \$0.00                             | \$0.00          | \$100.00                                 | \$100.00          | 0.00%         | 0.00%        | 100.00%        |
| <b>414 4143000 4143999</b>            | <b>Group Totals</b>      |  | <b>\$0.00</b>                       | <b>\$0.00</b>               | <b>\$0.00</b>                      | <b>\$0.00</b>   | <b>\$520.00</b>                          | <b>\$520.00</b>   | <b>0.00%</b>  | <b>0.00%</b> | <b>100.00%</b> |
| <b>OTHER SERVICES &amp; CHARGES</b>   |                          |  | <b>\$0.00</b>                       | <b>\$0.00</b>               | <b>\$0.00</b>                      | <b>\$0.00</b>   | <b>\$520.00</b>                          | <b>\$520.00</b>   | <b>0.00%</b>  | <b>0.00%</b> | <b>100.00%</b> |
| <b>3527 0414</b>                      | <b>Department Totals</b> |  | <b>\$0.00</b>                       | <b>\$0.00</b>               | <b>\$0.00</b>                      | <b>\$0.00</b>   | <b>\$7,480.00</b>                        | <b>\$7,480.00</b> | <b>0.00%</b>  | <b>0.00%</b> | <b>100.00%</b> |
| <b>JUVENILE OFFICER GRANT (SPEC R</b> |                          |  | <b>\$0.00</b>                       | <b>\$0.00</b>               | <b>\$0.00</b>                      | <b>\$0.00</b>   | <b>\$7,480.00</b>                        | <b>\$7,480.00</b> | <b>0.00%</b>  | <b>0.00%</b> | <b>100.00%</b> |
| <b>3527</b>                           | <b>Fund Totals</b>       |  | <b>\$0.00</b>                       | <b>\$0.00</b>               | <b>\$0.00</b>                      | <b>\$0.00</b>   | <b>\$7,480.00</b>                        | <b>\$7,480.00</b> | <b>0.00%</b>  | <b>0.00%</b> | <b>100.00%</b> |
| <b>SUPPLEMENTAL JUVENILE COURT FU</b> |                          |  | <b>\$0.00</b>                       | <b>\$0.00</b>               | <b>\$0.00</b>                      | <b>\$0.00</b>   | <b>\$7,480.00</b>                        | <b>\$7,480.00</b> | <b>0.00%</b>  | <b>0.00%</b> | <b>100.00%</b> |

| Description                            |                          | Transfers<br>Appropriation               | YTD Transfers<br>YTD Appropriation  | Expenditures<br>Adj Expend. | YTD Expenditures<br>Adj YTD Expend | Original Budget | Balance<br>Actual Balance | %<br>Used      | YTD %<br>Used | %<br>Left    |                |
|--|--------------------------|--|-------------------------------------|-----------------------------|------------------------------------|-----------------|---------------------------|----------------|---------------|--------------|----------------|
| <b>Fund</b>                            | <b>3530</b>              | <b>DPS PUBLIC SAFETY EQUIPMENT GRANT</b> |                                     |                             | <b>Department</b>                  | <b>0400</b>     | <b>SHERIFF</b>            |                |               |              |                |
| <b>Group</b>                           | <b>04003000</b>          | <b>- 04003999</b>                        | <b>OTHER SERVICES &amp; CHARGES</b> |                             |                                    |                 |                           |                |               |              |                |
| 3530 - 04003100                        |                          |  | \$0.00                              | \$0.00                      | \$0.00                             | \$0.00          | \$10.00                   | \$10.00        | 0.00%         | 0.00%        | 100.00%        |
| OTHER MISCELLANEOUS                    |                          |  | \$0.00                              | \$0.00                      | \$0.00                             | \$0.00          | \$10.00                   | \$10.00        | 0.00%         | 0.00%        | 100.00%        |
| <b>400 4003000 4003999</b>             | <b>Group Totals</b>      |  | <b>\$0.00</b>                       | <b>\$0.00</b>               | <b>\$0.00</b>                      | <b>\$0.00</b>   | <b>\$10.00</b>            | <b>\$10.00</b> | <b>0.00%</b>  | <b>0.00%</b> | <b>100.00%</b> |
| <b>OTHER SERVICES &amp; CHARGES</b>    |                          |  | <b>\$0.00</b>                       | <b>\$0.00</b>               | <b>\$0.00</b>                      | <b>\$0.00</b>   | <b>\$10.00</b>            | <b>\$10.00</b> | <b>0.00%</b>  | <b>0.00%</b> | <b>100.00%</b> |
| <b>3530 0400</b>                       | <b>Department Totals</b> |  | <b>\$0.00</b>                       | <b>\$0.00</b>               | <b>\$0.00</b>                      | <b>\$0.00</b>   | <b>\$10.00</b>            | <b>\$10.00</b> | <b>0.00%</b>  | <b>0.00%</b> | <b>100.00%</b> |
| <b>SHERIFF</b>                         |                          |  | <b>\$0.00</b>                       | <b>\$0.00</b>               | <b>\$0.00</b>                      | <b>\$0.00</b>   | <b>\$10.00</b>            | <b>\$10.00</b> | <b>0.00%</b>  | <b>0.00%</b> | <b>100.00%</b> |
| <b>3530</b>                            | <b>Fund Totals</b>       |  | <b>\$0.00</b>                       | <b>\$0.00</b>               | <b>\$0.00</b>                      | <b>\$0.00</b>   | <b>\$10.00</b>            | <b>\$10.00</b> | <b>0.00%</b>  | <b>0.00%</b> | <b>100.00%</b> |
| <b>DPS PUBLIC SAFETY EQUIPMENT GRA</b> |                          |  | <b>\$0.00</b>                       | <b>\$0.00</b>               | <b>\$0.00</b>                      | <b>\$0.00</b>   | <b>\$10.00</b>            | <b>\$10.00</b> | <b>0.00%</b>  | <b>0.00%</b> | <b>100.00%</b> |

| Description |  | Transfers<br>Appropriation | YTD Transfers<br>YTD Appropriation | Expenditures<br>Adj Expend. | YTD Expenditures<br>Adj YTD Expend | Original Budget | Balance<br>Actual Balance | %<br>Used | YTD %<br>Used | %<br>Left |
|-------------|--|----------------------------|------------------------------------|-----------------------------|------------------------------------|-----------------|---------------------------|-----------|---------------|-----------|
|-------------|--|----------------------------|------------------------------------|-----------------------------|------------------------------------|-----------------|---------------------------|-----------|---------------|-----------|

Month 3  
 Date Range 3/1/2026 - 3/31/2026  
 Fund Range 1000 - 6400  
 Dept Range 0001 - 9999

**CRAIGHEAD COUNTY BUDGET DETAIL REPORT**

4/3/2026 12:16:07 PM

Page 91

Pg Brk Dept N Only W/Budget Amt N Show Act Balance N  
 No % N Only W/Balances N No Adj Expenditures N  
 No Shade N Only W/Transactions N No Adj Budget Y

| Description   | Transfers<br>Appropriation | YTD Transfers<br>YTD Appropriation | Expenditures<br>Adj Expend. | YTD Expenditures<br>Adj YTD Expend | Original Budget      | Balance<br>Actual Balance | %<br>Used    | YTD %<br>Used | %<br>Left      |
|---|----------------------------|------------------------------------|-----------------------------|------------------------------------|----------------------|---------------------------|--------------|---------------|----------------|
| <b>Fund 3532 MENTAL HEALTH COURT GRANT</b>                    |                            |                                    | <b>Department</b>           | <b>0422</b>                        | <b>CIRCUIT COURT</b> |                           |              |               |                |
| <b>Group 04220100 - 04221999 PERSONAL SERVICES</b>            |                            |                                    |                             |                                    |                      |                           |              |               |                |
| 3532- 04221001 SALARIES 50%                                   | \$0.00                     | \$0.00                             | \$1,374.94                  | \$5,849.71                         | \$24,333.75          | \$18,484.04               | 5.65%        | 24.04%        | 75.96%         |
| 3532- 04221006 SOCIAL SECURITY MATCH                          | \$0.00                     | \$0.00                             | \$215.00                    | \$502.26                           | \$1,861.53           | \$1,359.27                | 11.55%       | 26.98%        | 73.02%         |
| 3532- 04221007 RETIREMENT MATCH                               | \$0.00                     | \$0.00                             | \$430.56                    | \$1,005.85                         | \$3,727.93           | \$2,722.08                | 11.55%       | 26.98%        | 73.02%         |
| 3532- 04221009 HEALTH INSURANCE MATCH                         | \$0.00                     | \$0.00                             | \$0.00                      | \$0.00                             | \$9,818.00           | \$9,818.00                | 0.00%        | 0.00%         | 100.00%        |
| 3532- 04221010 WORKMENS COMPENSATION                          | \$0.00                     | \$0.00                             | \$0.00                      | \$0.00                             | \$78.95              | \$78.95                   | 0.00%        | 0.00%         | 100.00%        |
| 3532- 04221011 UNEMPLOYMENT COMPENSATION                      | \$0.00                     | \$0.00                             | \$0.00                      | \$0.00                             | \$288.00             | \$288.00                  | 0.00%        | 0.00%         | 100.00%        |
| 3532- 04221012 OTHER FRINGE BENEFIT                           | \$0.00                     | \$0.00                             | \$0.00                      | \$0.00                             | \$100.00             | \$100.00                  | 0.00%        | 0.00%         | 100.00%        |
| 3532- 04221016 LIFE INSURANCE                                 | \$0.00                     | \$0.00                             | \$2.22                      | \$3.33                             | \$100.00             | \$96.67                   | 2.22%        | 3.33%         | 96.67%         |
| 3532- 04221017 VACATION- PERSONAL TIME BUYBACK                | \$0.00                     | \$0.00                             | \$0.00                      | \$0.00                             | \$500.00             | \$500.00                  | 0.00%        | 0.00%         | 100.00%        |
| 3532- 04221018 HEALTH INSURANCE REIMBURSEMENT                 | \$0.00                     | \$0.00                             | \$0.00                      | \$0.00                             | \$100.00             | \$100.00                  | 0.00%        | 0.00%         | 100.00%        |
| <b>422 4220100 4221999 Group Totals PERSONAL SERVICES</b>     | <b>\$0.00</b>              | <b>\$0.00</b>                      | <b>\$2,022.72</b>           | <b>\$7,361.15</b>                  | <b>\$40,908.16</b>   | <b>\$33,547.01</b>        | <b>4.95%</b> | <b>17.99%</b> | <b>82.01%</b>  |
| <b>Group 04222000 - 04222999 SUPPLIES</b>                     |                            |                                    |                             |                                    |                      |                           |              |               |                |
| 3532- 04222001 GENERAL SUPPLIES                               | \$0.00                     | \$0.00                             | \$0.00                      | \$0.00                             | \$7,000.00           | \$7,000.00                | 0.00%        | 0.00%         | 100.00%        |
| 3532- 04222002 SMALL EQUIPMENT                                | \$0.00                     | \$0.00                             | \$0.00                      | \$0.00                             | \$10,000.00          | \$10,000.00               | 0.00%        | 0.00%         | 100.00%        |
| <b>422 4222000 4222999 Group Totals SUPPLIES</b>              | <b>\$0.00</b>              | <b>\$0.00</b>                      | <b>\$0.00</b>               | <b>\$0.00</b>                      | <b>\$17,000.00</b>   | <b>\$17,000.00</b>        | <b>0.00%</b> | <b>0.00%</b>  | <b>100.00%</b> |
| <b>Group 04223000 - 04223999 OTHER SERVICES &amp; CHARGES</b> |                            |                                    |                             |                                    |                      |                           |              |               |                |
| 3532- 04223007 DRUG TESTING                                   | \$0.00                     | \$0.00                             | \$0.00                      | \$0.00                             | \$20,000.00          | \$20,000.00               | 0.00%        | 0.00%         | 100.00%        |
| 3532- 04223009 OTHER PROFESSIONAL SERVICES                    | \$0.00                     | \$0.00                             | \$757.97                    | \$12,138.89                        | \$125,000.00         | \$112,861.11              | 0.61%        | 9.71%         | 90.29%         |
| 3532- 04223020 TELEPHONE & FAX- LANDLINE                      | \$0.00                     | \$0.00                             | \$0.00                      | \$0.00                             | \$1,500.00           | \$1,500.00                | 0.00%        | 0.00%         | 100.00%        |
| 3532- 04223021 POSTAGE  | \$0.00                     | \$0.00                             | \$0.00                      | \$0.00                             | \$100.00             | \$100.00                  | 0.00%        | 0.00%         | 100.00%        |
| 3532- 04223022 CELL PHONES & PAGERS                           | \$0.00                     | \$0.00                             | \$99.26                     | \$297.78                           | \$5,000.00           | \$4,702.22                | 1.98%        | 5.96%         | 94.04%         |
| 3532- 04223023 INTERNET CONNECTION                            | \$0.00                     | \$0.00                             | \$0.00                      | \$0.00                             | \$250.00             | \$250.00                  | 0.00%        | 0.00%         | 100.00%        |
| 3532- 04223030 TRAVEL   | \$0.00                     | \$0.00                             | \$0.00                      | \$0.00                             | \$10,000.00          | \$10,000.00               | 0.00%        | 0.00%         | 100.00%        |
| 3532- 04223040 ADVERTISING & PUBLICATION                      | \$0.00                     | \$0.00                             | \$0.00                      | \$0.00                             | \$500.00             | \$500.00                  | 0.00%        | 0.00%         | 100.00%        |

Month 3  
 Date Range 3/1/2026 - 3/31/2026  
 Fund Range 1000 - 6400  
 Dept Range 0001 - 9999 Item Range 0001 - 9999

**CRAIGHEAD COUNTY BUDGET DETAIL REPORT**

4/3/2026 12:16:07 PM

Page 92

Pg Brk Dept N Only W/Budget Amt N Show Act Balance N  
 No % N Only W/Balances N No Adj Expenditures N  
 No Shade N Only W/Transactions N No Adj Budget Y

| Description   | Transfers<br>Appropriation | YTD Transfers<br>YTD Appropriation | Expenditures<br>Adj Expend. | YTD Expenditures<br>Adj YTD Expend | Original Budget     | Balance<br>Actual Balance | %<br>Used    | YTD %<br>Used | %<br>Left     |
|---|----------------------------|------------------------------------|-----------------------------|------------------------------------|---------------------|---------------------------|--------------|---------------|---------------|
| <b>Fund 3532 MENTAL HEALTH COURT GRANT</b>                    |                            |                                    |                             |                                    |                     |                           |              |               |               |
| <b>Group 04223000 - 04223999 OTHER SERVICES &amp; CHARGES</b> |                            |                                    |                             |                                    |                     |                           |              |               |               |
| 3532- 04223094  | \$0.00                     | \$0.00                             | \$0.00                      | \$0.00                             | \$5,000.00          | \$5,000.00                | 0.00%        | 0.00%         | 100.00%       |
| MEALS & LODGING   | \$0.00                     | \$0.00                             | \$0.00                      | \$0.00                             | \$5,000.00          | \$5,000.00                | 0.00%        | 0.00%         | 100.00%       |
| 3532- 04223100  | \$0.00                     | \$0.00                             | \$0.00                      | \$0.00                             | \$2,500.00          | \$2,500.00                | 0.00%        | 0.00%         | 100.00%       |
| OTHER MISCELLANEOUS   | \$0.00                     | \$0.00                             | \$0.00                      | \$0.00                             | \$2,500.00          | \$2,500.00                | 0.00%        | 0.00%         | 100.00%       |
| 3532- 04223101  | \$0.00                     | \$0.00                             | \$0.00                      | \$0.00                             | \$5,000.00          | \$5,000.00                | 0.00%        | 0.00%         | 100.00%       |
| TRAINING & EDUCATION  | \$0.00                     | \$0.00                             | \$0.00                      | \$0.00                             | \$5,000.00          | \$5,000.00                | 0.00%        | 0.00%         | 100.00%       |
| 3532- 04223102  | \$0.00                     | \$0.00                             | \$0.00                      | \$0.00                             | \$750.00            | \$750.00                  | 0.00%        | 0.00%         | 100.00%       |
| COMP, SOFTWARE, SUPPORT/MAINT/REI                             | \$0.00                     | \$0.00                             | \$0.00                      | \$0.00                             | \$750.00            | \$750.00                  | 0.00%        | 0.00%         | 100.00%       |
| <b>422 4223000 4223999 Group Totals</b>                       | <b>\$0.00</b>              | <b>\$0.00</b>                      | <b>\$857.23</b>             | <b>\$12,436.67</b>                 | <b>\$175,600.00</b> | <b>\$163,163.33</b>       |              |               |               |
| <b>OTHER SERVICES &amp; CHARGES</b>                           | <b>\$0.00</b>              | <b>\$0.00</b>                      | <b>\$857.23</b>             | <b>\$12,436.67</b>                 |                     | <b>\$163,163.33</b>       | <b>0.49%</b> | <b>7.08%</b>  | <b>92.92%</b> |
| <b>3532 0422 Department Totals</b>                            | <b>\$0.00</b>              | <b>\$0.00</b>                      | <b>\$2,879.95</b>           | <b>\$19,797.82</b>                 | <b>\$233,508.16</b> | <b>\$213,710.34</b>       |              |               |               |
| <b>CIRCUIT COURT</b>  | <b>\$0.00</b>              | <b>\$0.00</b>                      | <b>\$2,879.95</b>           | <b>\$19,797.82</b>                 |                     | <b>\$213,710.34</b>       | <b>1.23%</b> | <b>8.48%</b>  | <b>91.52%</b> |
| <b>3532 Fund Totals</b>                                       | <b>\$0.00</b>              | <b>\$0.00</b>                      | <b>\$2,879.95</b>           | <b>\$19,797.82</b>                 | <b>\$233,508.16</b> | <b>\$213,710.34</b>       |              |               |               |
| <b>MENTAL HEALTH COURT GRANT</b>                              | <b>\$0.00</b>              | <b>\$0.00</b>                      | <b>\$2,879.95</b>           | <b>\$19,797.82</b>                 |                     | <b>\$213,710.34</b>       | <b>1.23%</b> | <b>8.48%</b>  | <b>91.52%</b> |

| Description                                      | Transfers<br>Appropriation | YTD Transfers<br>YTD Appropriation | Expenditures<br>Adj Expend. | YTD Expenditures<br>Adj YTD Expend | Original Budget | Balance<br>Actual Balance | %<br>Used    | YTD %<br>Used | %<br>Left      |
|--|----------------------------|------------------------------------|-----------------------------|------------------------------------|-----------------|---------------------------|--------------|---------------|----------------|
| <b>Fund 3533 CRAIGHEAD COUNTY SAFEROOM GRANT</b> |                            |                                    |                             |                                    |                 |                           |              |               |                |
| <b>Group 88889990 - 88889999 TRANSFERS</b>       |                            |                                    |                             |                                    |                 |                           |              |               |                |
| 3533- 88889999                                   | \$0.00                     | \$0.00                             | \$0.00                      | \$0.00                             | \$10.00         | \$10.00                   | 0.00%        | 0.00%         | 100.00%        |
| TRANSFERS OUT                                    | \$0.00                     | \$0.00                             | \$0.00                      | \$0.00                             | \$10.00         | \$10.00                   | 0.00%        | 0.00%         | 100.00%        |
| <b>8888 8888999 8888999 Group Totals</b>         | <b>\$0.00</b>              | <b>\$0.00</b>                      | <b>\$0.00</b>               | <b>\$0.00</b>                      | <b>\$10.00</b>  | <b>\$10.00</b>            |              |               |                |
| <b>TRANSFERS</b>                                 | <b>\$0.00</b>              | <b>\$0.00</b>                      | <b>\$0.00</b>               | <b>\$0.00</b>                      |                 | <b>\$10.00</b>            | <b>0.00%</b> | <b>0.00%</b>  | <b>100.00%</b> |
| <b>3533 8888 Department Totals</b>               | <b>\$0.00</b>              | <b>\$0.00</b>                      | <b>\$0.00</b>               | <b>\$0.00</b>                      | <b>\$10.00</b>  | <b>\$10.00</b>            |              |               |                |
| <b>INTERFUND TRANSFERS</b>                       | <b>\$0.00</b>              | <b>\$0.00</b>                      | <b>\$0.00</b>               | <b>\$0.00</b>                      |                 | <b>\$10.00</b>            | <b>0.00%</b> | <b>0.00%</b>  | <b>100.00%</b> |
| <b>3533 Fund Totals</b>                          | <b>\$0.00</b>              | <b>\$0.00</b>                      | <b>\$0.00</b>               | <b>\$0.00</b>                      | <b>\$10.00</b>  | <b>\$10.00</b>            |              |               |                |
| <b>CRAIGHEAD COUNTY SAFEROOM GR/</b>             | <b>\$0.00</b>              | <b>\$0.00</b>                      | <b>\$0.00</b>               | <b>\$0.00</b>                      |                 | <b>\$10.00</b>            | <b>0.00%</b> | <b>0.00%</b>  | <b>100.00%</b> |

| Description | Transfers<br>Appropriation | YTD Transfers<br>YTD Appropriation | Expenditures<br>Adj Expend. | YTD Expenditures<br>Adj YTD Expend | Original Budget | Balance<br>Actual Balance | %<br>Used | YTD %<br>Used | %<br>Left |
|-------------|----------------------------|------------------------------------|-----------------------------|------------------------------------|-----------------|---------------------------|-----------|---------------|-----------|
|-------------|----------------------------|------------------------------------|-----------------------------|------------------------------------|-----------------|---------------------------|-----------|---------------|-----------|

Month 3  
 Date Range 3/1/2026 - 3/31/2026  
 Fund Range 1000 - 6400  
 Dept Range 0001 - 9999

### CRAIGHEAD COUNTY BUDGET DETAIL REPORT

4/3/2026 12:16:07 PM

Page 93

Pg Brk Dept N Only W/Budget Amt N Show Act Balance N  
 No % N Only W/Balances N No Adj Expenditures N  
 No Shade N Only W/Transactions N No Adj Budget Y

| Description   | Transfers<br>Appropriation         | YTD Transfers<br>YTD Appropriation         | Expenditures<br>Adj Expend.         | YTD Expenditures<br>Adj YTD Expend         | Original Budget        | Balance<br>Actual Balance         | %<br>Used         | YTD %<br>Used         | %<br>Left         |
|---|------------------------------------|--|-------------------------------------|--|------------------------|-----------------------------------|-------------------|-----------------------|-------------------|
| <b>Fund 3549 CRAIGHEAD COUNTY STAR COURT GRANT</b>            |                                    |  |                                     |  |                        |                                   |                   |                       |                   |
| <b>Group 04092000 - 04092999 SUPPLIES</b>                     |                                    |  |                                     |  |                        |                                   |                   |                       |                   |
| 3549- 04092001  | \$0.00                             | \$0.00                                     | \$0.00                              | \$0.00                                     | \$10.00                | \$10.00                           |                   |                       |                   |
| GENERAL SUPPLIES ( CONSUMED OR AL                             | \$0.00                             | \$0.00                                     | \$0.00                              | \$0.00                                     | \$10.00                | \$10.00                           | 0.00%             | 0.00%                 | 100.00%           |
| 3549- 04092002  | \$0.00                             | \$0.00                                     | \$0.00                              | \$0.00                                     | \$10.00                | \$10.00                           |                   |                       |                   |
| SMALL EQUIPMENT   | \$0.00                             | \$0.00                                     | \$0.00                              | \$0.00                                     | \$10.00                | \$10.00                           | 0.00%             | 0.00%                 | 100.00%           |
| <b>409 4092000 4092999 Group Totals</b>                       | <b>\$0.00</b>                      | <b>\$0.00</b>                              | <b>\$0.00</b>                       | <b>\$0.00</b>                              | <b>\$20.00</b>         | <b>\$20.00</b>                    |                   |                       |                   |
| <b>SUPPLIES</b>   | <b>\$0.00</b>                      | <b>\$0.00</b>                              | <b>\$0.00</b>                       | <b>\$0.00</b>                              | <b>\$20.00</b>         | <b>\$20.00</b>                    | <b>0.00%</b>      | <b>0.00%</b>          | <b>100.00%</b>    |
| <b>Group 04093000 - 04093999 OTHER SERVICES &amp; CHARGES</b> |                                    |  |                                     |  |                        |                                   |                   |                       |                   |
| 3549- 04093007  | \$0.00                             | \$0.00                                     | \$0.00                              | \$0.00                                     | \$10.00                | \$10.00                           |                   |                       |                   |
| DRUG TESTING  | \$0.00                             | \$0.00                                     | \$0.00                              | \$0.00                                     | \$10.00                | \$10.00                           | 0.00%             | 0.00%                 | 100.00%           |
| 3549- 04093009  | \$0.00                             | \$0.00                                     | \$0.00                              | \$0.00                                     | \$60,000.00            | \$60,000.00                       |                   |                       |                   |
| OTHER PROFESSIONAL SERVICES                                   | \$0.00                             | \$0.00                                     | \$0.00                              | \$0.00                                     | \$60,000.00            | \$60,000.00                       | 0.00%             | 0.00%                 | 100.00%           |
| 3549- 04093022  | \$0.00                             | \$0.00                                     | \$0.00                              | \$0.00                                     | \$10.00                | \$10.00                           |                   |                       |                   |
| CELL PHONES & PAGERS  | \$0.00                             | \$0.00                                     | \$0.00                              | \$0.00                                     | \$10.00                | \$10.00                           | 0.00%             | 0.00%                 | 100.00%           |
| 3549- 04093100  | \$0.00                             | \$0.00                                     | \$0.00                              | \$0.00                                     | \$10.00                | \$10.00                           |                   |                       |                   |
| OTHER MISCELLANEOUS   | \$0.00                             | \$0.00                                     | \$0.00                              | \$0.00                                     | \$10.00                | \$10.00                           | 0.00%             | 0.00%                 | 100.00%           |
| 3549- 04093101  | \$0.00                             | \$0.00                                     | \$0.00                              | \$0.00                                     | \$10.00                | \$10.00                           |                   |                       |                   |
| TRAINING & EDUCATION  | \$0.00                             | \$0.00                                     | \$0.00                              | \$0.00                                     | \$10.00                | \$10.00                           | 0.00%             | 0.00%                 | 100.00%           |
| 3549- 04093102  | \$0.00                             | \$0.00                                     | \$0.00                              | \$0.00                                     | \$10.00                | \$10.00                           |                   |                       |                   |
| COMP SOFTWARE, SUPPORT/MAINT/ REI                             | \$0.00                             | \$0.00                                     | \$0.00                              | \$0.00                                     | \$10.00                | \$10.00                           | 0.00%             | 0.00%                 | 100.00%           |
| <b>409 4093000 4093999 Group Totals</b>                       | <b>\$0.00</b>                      | <b>\$0.00</b>                              | <b>\$0.00</b>                       | <b>\$0.00</b>                              | <b>\$60,050.00</b>     | <b>\$60,050.00</b>                |                   |                       |                   |
| <b>OTHER SERVICES &amp; CHARGES</b>                           | <b>\$0.00</b>                      | <b>\$0.00</b>                              | <b>\$0.00</b>                       | <b>\$0.00</b>                              | <b>\$60,050.00</b>     | <b>\$60,050.00</b>                | <b>0.00%</b>      | <b>0.00%</b>          | <b>100.00%</b>    |
| <b>3549 0409 Department Totals</b>                            | <b>\$0.00</b>                      | <b>\$0.00</b>                              | <b>\$0.00</b>                       | <b>\$0.00</b>                              | <b>\$60,070.00</b>     | <b>\$60,070.00</b>                |                   |                       |                   |
| <b>DISTRICT COURT STAR/DWI SOBRIE</b>                         | <b>\$0.00</b>                      | <b>\$0.00</b>                              | <b>\$0.00</b>                       | <b>\$0.00</b>                              | <b>\$60,070.00</b>     | <b>\$60,070.00</b>                | <b>0.00%</b>      | <b>0.00%</b>          | <b>100.00%</b>    |
| <b>3549 Fund Totals</b>                                       | <b>\$0.00</b>                      | <b>\$0.00</b>                              | <b>\$0.00</b>                       | <b>\$0.00</b>                              | <b>\$60,070.00</b>     | <b>\$60,070.00</b>                |                   |                       |                   |
| <b>CRAIGHEAD COUNTY STAR COURT GI</b>                         | <b>\$0.00</b>                      | <b>\$0.00</b>                              | <b>\$0.00</b>                       | <b>\$0.00</b>                              | <b>\$60,070.00</b>     | <b>\$60,070.00</b>                | <b>0.00%</b>      | <b>0.00%</b>          | <b>100.00%</b>    |
| <b>Description</b>  | <b>Transfers<br/>Appropriation</b> | <b>YTD Transfers<br/>YTD Appropriation</b> | <b>Expenditures<br/>Adj Expend.</b> | <b>YTD Expenditures<br/>Adj YTD Expend</b> | <b>Original Budget</b> | <b>Balance<br/>Actual Balance</b> | <b>%<br/>Used</b> | <b>YTD %<br/>Used</b> | <b>%<br/>Left</b> |
| <b>Fund 3578 DISTRICT COURT DWI COURT FUND</b>                |                                    |  |                                     |  |                        |                                   |                   |                       |                   |
| <b>Group 04093000 - 04093999 OTHER SERVICES &amp; CHARGES</b> |                                    |  |                                     |  |                        |                                   |                   |                       |                   |
| 3578- 04093030  | \$0.00                             | \$0.00                                     | \$0.00                              | \$0.00                                     | \$5,000.00             | \$5,000.00                        |                   |                       |                   |
| TRAVEL  | \$0.00                             | \$0.00                                     | \$0.00                              | \$0.00                                     | \$5,000.00             | \$5,000.00                        | 0.00%             | 0.00%                 | 100.00%           |
| 3578- 04093094  | \$0.00                             | \$0.00                                     | \$0.00                              | \$0.00                                     | \$5,000.00             | \$5,000.00                        |                   |                       |                   |
| MEALS & LODGING   | \$0.00                             | \$0.00                                     | \$0.00                              | \$0.00                                     | \$5,000.00             | \$5,000.00                        | 0.00%             | 0.00%                 | 100.00%           |
| 3578- 04093100  | \$0.00                             | \$0.00                                     | \$0.00                              | \$0.00                                     | \$10.00                | \$10.00                           |                   |                       |                   |
| OTHER MISCELLANEOUS   | \$0.00                             | \$0.00                                     | \$0.00                              | \$0.00                                     | \$10.00                | \$10.00                           | 0.00%             | 0.00%                 | 100.00%           |
| 3578- 04093101  | \$0.00                             | \$0.00                                     | \$0.00                              | \$850.00                                   | \$4,990.00             | \$4,140.00                        |                   |                       |                   |
| TRAINING & EDUCATION  | \$0.00                             | \$0.00                                     | \$0.00                              | \$850.00                                   | \$4,990.00             | \$4,140.00                        | 0.00%             | 17.03%                | 82.97%            |
| <b>409 4093000 4093999 Group Totals</b>                       | <b>\$0.00</b>                      | <b>\$0.00</b>                              | <b>\$0.00</b>                       | <b>\$850.00</b>                            | <b>\$15,000.00</b>     | <b>\$14,150.00</b>                |                   |                       |                   |
| <b>OTHER SERVICES &amp; CHARGES</b>                           | <b>\$0.00</b>                      | <b>\$0.00</b>                              | <b>\$0.00</b>                       | <b>\$850.00</b>                            | <b>\$15,000.00</b>     | <b>\$14,150.00</b>                | <b>0.00%</b>      | <b>5.67%</b>          | <b>94.33%</b>     |
| <b>3578 0409 Department Totals</b>                            | <b>\$0.00</b>                      | <b>\$0.00</b>                              | <b>\$0.00</b>                       | <b>\$850.00</b>                            | <b>\$15,000.00</b>     | <b>\$14,150.00</b>                |                   |                       |                   |
| <b>DIST CT DWI PILOT PROGRAM COUF</b>                         | <b>\$0.00</b>                      | <b>\$0.00</b>                              | <b>\$0.00</b>                       | <b>\$850.00</b>                            | <b>\$15,000.00</b>     | <b>\$14,150.00</b>                | <b>0.00%</b>      | <b>5.67%</b>          | <b>94.33%</b>     |
| <b>3578 Fund Totals</b>                                       | <b>\$0.00</b>                      | <b>\$0.00</b>                              | <b>\$0.00</b>                       | <b>\$850.00</b>                            | <b>\$15,000.00</b>     | <b>\$14,150.00</b>                |                   |                       |                   |
| <b>DISTRICT COURT DWI COURT FUND</b>                          | <b>\$0.00</b>                      | <b>\$0.00</b>                              | <b>\$0.00</b>                       | <b>\$850.00</b>                            | <b>\$15,000.00</b>     | <b>\$14,150.00</b>                | <b>0.00%</b>      | <b>5.67%</b>          | <b>94.33%</b>     |

Month 3  
 Date Range 3/1/2026 - 3/31/2026  
 Fund Range 1000 - 6400  
 Dept Range 0001 - 9999

**CRAIGHEAD COUNTY BUDGET DETAIL REPORT**

4/3/2026 12:16:07 PM

Page 94

Pg Brk Dept N Only W/Budget Amt N Show Act Balance N  
 No % N Only W/Balances N No Adj Expenditures N  
 No Shade N Only W/Transactions N No Adj Budget Y

| Description  | Transfers<br>Appropriation | YTD Transfers<br>YTD Appropriation | Expenditures<br>Adj Expend. | YTD Expenditures<br>Adj YTD Expend | Original Budget    | Balance<br>Actual Balance | %<br>Used    | YTD %<br>Used | %<br>Left      |
|--|----------------------------|------------------------------------|-----------------------------|------------------------------------|--------------------|---------------------------|--------------|---------------|----------------|
| <b>Fund 3583 COURT IMPROVEMENT PROGRAM GRANT</b>                     |                            |                                    |                             |                                    |                    |                           |              |               |                |
| <b>Group 04142000 - 04142999 SUPPLIES</b>                            |                            |                                    |                             |                                    |                    |                           |              |               |                |
| 3583- 04142001 GENERAL SUPPLIES                                      | \$0.00                     | \$0.00                             | \$0.00                      | \$0.00                             | \$100.00           | \$100.00                  | 0.00%        | 0.00%         | 100.00%        |
| 3583- 04142002 SMALL EQUIPMENT                                       | \$0.00                     | \$0.00                             | \$0.00                      | \$0.00                             | \$100.00           | \$100.00                  | 0.00%        | 0.00%         | 100.00%        |
| <b>414 4142000 4142999 Group Totals SUPPLIES</b>                     | <b>\$0.00</b>              | <b>\$0.00</b>                      | <b>\$0.00</b>               | <b>\$0.00</b>                      | <b>\$200.00</b>    | <b>\$200.00</b>           | <b>0.00%</b> | <b>0.00%</b>  | <b>100.00%</b> |
| <b>Group 04143000 - 04143999 OTHER SERVICES &amp; CHARGES</b>        |                            |                                    |                             |                                    |                    |                           |              |               |                |
| 3583- 04143009 OTHER PROFESSIONAL SERVICES                           | \$0.00                     | \$0.00                             | \$0.00                      | \$0.00                             | \$5,000.00         | \$5,000.00                | 0.00%        | 0.00%         | 100.00%        |
| 3583- 04143030 TRAVEL  | \$0.00                     | \$0.00                             | \$0.00                      | \$0.00                             | \$100.00           | \$100.00                  | 0.00%        | 0.00%         | 100.00%        |
| 3583- 04143094 MEALS AND LODGING                                     | \$0.00                     | \$0.00                             | \$0.00                      | \$0.00                             | \$2,500.00         | \$2,500.00                | 0.00%        | 0.00%         | 100.00%        |
| 3583- 04143100 OTHER MISCELLANEOUS                                   | \$0.00                     | \$0.00                             | \$0.00                      | \$0.00                             | \$200.00           | \$200.00                  | 0.00%        | 0.00%         | 100.00%        |
| 3583- 04143101 TRAINING AND EDUCATION                                | \$0.00                     | \$0.00                             | \$0.00                      | \$2,400.00                         | \$2,000.00         | -\$400.00                 | 0.00%        | 0.00%         | 0.00%          |
| <b>414 4143000 4143999 Group Totals OTHER SERVICES &amp; CHARGES</b> | <b>\$0.00</b>              | <b>\$0.00</b>                      | <b>\$0.00</b>               | <b>\$2,400.00</b>                  | <b>\$9,800.00</b>  | <b>\$7,400.00</b>         | <b>0.00%</b> | <b>24.49%</b> | <b>75.51%</b>  |
| <b>3583 0414 Department Totals JUVENILE COURT</b>                    | <b>\$0.00</b>              | <b>\$0.00</b>                      | <b>\$0.00</b>               | <b>\$2,400.00</b>                  | <b>\$10,000.00</b> | <b>\$7,600.00</b>         | <b>0.00%</b> | <b>24.00%</b> | <b>76.00%</b>  |
| <b>3583 Fund Totals COURT IMPROVEMENT PROGRAM GR.</b>                | <b>\$0.00</b>              | <b>\$0.00</b>                      | <b>\$0.00</b>               | <b>\$2,400.00</b>                  | <b>\$10,000.00</b> | <b>\$7,600.00</b>         | <b>0.00%</b> | <b>24.00%</b> | <b>76.00%</b>  |

| Description   | Transfers<br>Appropriation | YTD Transfers<br>YTD Appropriation | Expenditures<br>Adj Expend. | YTD Expenditures<br>Adj YTD Expend | Original Budget       | Balance<br>Actual Balance | %<br>Used    | YTD %<br>Used | %<br>Left     |
|---|----------------------------|------------------------------------|-----------------------------|------------------------------------|-----------------------|---------------------------|--------------|---------------|---------------|
| <b>Fund 3589 CRISIS STABILIZATION UNIT</b>                            |                            |                                    |                             |                                    |                       |                           |              |               |               |
| <b>Group 03103000 - 03103999 OTHER SERVICES &amp; CHARGES</b>         |                            |                                    |                             |                                    |                       |                           |              |               |               |
| 3589- 03103009 OTHER PROFESSIONAL SERVICES                            | \$0.00                     | \$0.00                             | \$90,000.00                 | \$180,000.00                       | \$1,080,000.00        | \$900,000.00              | 8.33%        | 16.67%        | 83.33%        |
| <b>310 3103000 3103999 Group Totals OTHER SERVICES &amp; CHARGES</b>  | <b>\$0.00</b>              | <b>\$0.00</b>                      | <b>\$90,000.00</b>          | <b>\$180,000.00</b>                | <b>\$1,080,000.00</b> | <b>\$900,000.00</b>       | <b>8.33%</b> | <b>16.67%</b> | <b>83.33%</b> |
| <b>3589 0310 Department Totals FURNISHING, START UP, SERVICES CSU</b> | <b>\$0.00</b>              | <b>\$0.00</b>                      | <b>\$90,000.00</b>          | <b>\$180,000.00</b>                | <b>\$1,080,000.00</b> | <b>\$900,000.00</b>       | <b>8.33%</b> | <b>16.67%</b> | <b>83.33%</b> |
| <b>3589 Fund Totals CRISIS STABILIZATION UNIT</b>                     | <b>\$0.00</b>              | <b>\$0.00</b>                      | <b>\$90,000.00</b>          | <b>\$180,000.00</b>                | <b>\$1,080,000.00</b> | <b>\$900,000.00</b>       | <b>8.33%</b> | <b>16.67%</b> | <b>83.33%</b> |

| Description | Transfers<br>Appropriation | YTD Transfers<br>YTD Appropriation | Expenditures<br>Adj Expend. | YTD Expenditures<br>Adj YTD Expend | Original Budget | Balance<br>Actual Balance | %<br>Used | YTD %<br>Used | %<br>Left |
|-------------|----------------------------|------------------------------------|-----------------------------|------------------------------------|-----------------|---------------------------|-----------|---------------|-----------|
|-------------|----------------------------|------------------------------------|-----------------------------|------------------------------------|-----------------|---------------------------|-----------|---------------|-----------|

Month 3  
 Date Range 3/1/2026 - 3/31/2026  
 Fund Range 1000 - 6400  
 Dept Range 0001 - 9999

**CRAIGHEAD COUNTY BUDGET DETAIL REPORT**

4/3/2026 12:16:07 PM

Page 95

Pg Brk Dept N Only W/Budget Amt N Show Act Balance N  
 No % N Only W/Balances N No Adj Expenditures N  
 No Shade N Only W/Transactions N No Adj Budget Y

| Description   | Transfers<br>Appropriation | YTD Transfers<br>YTD Appropriation | Expenditures<br>Adj Expend. | YTD Expenditures<br>Adj YTD Expend | Original Budget       | Balance<br>Actual Balance | %<br>Used     | YTD %<br>Used | %<br>Left     |
|---|----------------------------|------------------------------------|-----------------------------|------------------------------------|-----------------------|---------------------------|---------------|---------------|---------------|
| <b>Fund 6009 LAW LIBRARY FUND</b>                             |                            |                                    |                             |                                    |                       |                           |               |               |               |
| <b>Group 06002000 - 06002999 SUPPLIES</b>                     |                            |                                    |                             |                                    |                       |                           |               |               |               |
| 6009- 06002001  | \$0.00                     | \$0.00                             | \$209.24                    | \$468.30                           | \$1,000.00            | \$531.70                  |               |               |               |
| GENERAL SUPPLIES (CONSUMED OR AL                              | \$0.00                     | \$0.00                             | \$209.24                    | \$468.30                           |                       | \$531.70                  | 20.92%        | 46.83%        | 53.17%        |
| 6009- 06002002  | \$0.00                     | \$0.00                             | \$0.00                      | \$0.00                             | \$500.00              | \$500.00                  |               |               |               |
| SMALL EQUIPMENT (LESS THAN CAPIT/                             | \$0.00                     | \$0.00                             | \$0.00                      | \$0.00                             |                       | \$500.00                  | 0.00%         | 0.00%         | 100.00%       |
| <b>600 6002000 6002999 Group Totals</b>                       | <b>\$0.00</b>              | <b>\$0.00</b>                      | <b>\$209.24</b>             | <b>\$468.30</b>                    | <b>\$1,500.00</b>     | <b>\$1,031.70</b>         |               |               |               |
| <b>SUPPLIES</b>   | <b>\$0.00</b>              | <b>\$0.00</b>                      | <b>\$209.24</b>             | <b>\$468.30</b>                    |                       | <b>\$1,031.70</b>         | <b>13.95%</b> | <b>31.22%</b> | <b>68.78%</b> |
| <b>Group 06003000 - 06003999 OTHER SERVICES &amp; CHARGES</b> |                            |                                    |                             |                                    |                       |                           |               |               |               |
| 6009- 06003009  | \$0.00                     | \$0.00                             | \$1,200.00                  | \$3,240.00                         | \$15,600.00           | \$12,360.00               |               |               |               |
| OTHER PROFESSIONAL SERVICES                                   | \$0.00                     | \$0.00                             | \$1,200.00                  | \$3,240.00                         |                       | \$12,360.00               | 7.69%         | 20.77%        | 79.23%        |
| 6009- 06003020  | \$0.00                     | \$0.00                             | \$233.40                    | \$541.44                           | \$2,500.00            | \$1,958.56                |               |               |               |
| TELEPHONE & FAX-LANDLINE                                      | \$0.00                     | \$0.00                             | \$233.40                    | \$541.44                           |                       | \$1,958.56                | 9.34%         | 21.66%        | 78.34%        |
| 6009- 06003023  | \$0.00                     | \$0.00                             | \$0.00                      | \$0.00                             | \$2,000.00            | \$2,000.00                |               |               |               |
| INTERNET CONNECTION   | \$0.00                     | \$0.00                             | \$0.00                      | \$0.00                             |                       | \$2,000.00                | 0.00%         | 0.00%         | 100.00%       |
| 6009- 06003052  | \$0.00                     | \$0.00                             | \$0.00                      | \$0.00                             | \$1,344.00            | \$1,344.00                |               |               |               |
| FIRE & EXTENDED COVERAGE                                      | \$0.00                     | \$0.00                             | \$0.00                      | \$0.00                             |                       | \$1,344.00                | 0.00%         | 0.00%         | 100.00%       |
| 6009- 06003063  | \$0.00                     | \$0.00                             | \$0.00                      | \$0.00                             | \$2,500.00            | \$2,500.00                |               |               |               |
| UTILITIES-WASTE DISPOSAL                                      | \$0.00                     | \$0.00                             | \$0.00                      | \$0.00                             |                       | \$2,500.00                | 0.00%         | 0.00%         | 100.00%       |
| 6009- 06003070  | \$0.00                     | \$0.00                             | \$0.00                      | \$3,300.00                         | \$15,000.00           | \$11,700.00               |               |               |               |
| RENT-LAND AND BUILDINGS                                       | \$0.00                     | \$0.00                             | \$0.00                      | \$3,300.00                         |                       | \$11,700.00               | 0.00%         | 22.00%        | 78.00%        |
| 6009- 06003073  | \$0.00                     | \$0.00                             | \$0.00                      | \$0.00                             | \$2,000.00            | \$2,000.00                |               |               |               |
| LEASE MACHINERY & EQUIP (INCL COPY                            | \$0.00                     | \$0.00                             | \$0.00                      | \$0.00                             |                       | \$2,000.00                | 0.00%         | 0.00%         | 100.00%       |
| 6009- 06003090  | \$0.00                     | \$0.00                             | \$1,528.95                  | \$5,893.67                         | \$20,000.00           | \$14,106.33               |               |               |               |
| DUES, MEMBERSHIPS, SUB  | \$0.00                     | \$0.00                             | \$1,528.95                  | \$5,893.67                         |                       | \$14,106.33               | 7.64%         | 29.47%        | 70.53%        |
| 6009- 06003100  | \$0.00                     | \$0.00                             | \$0.00                      | \$29.64                            | \$100.00              | \$70.36                   |               |               |               |
| OTHER MISCELLANEOUS   | \$0.00                     | \$0.00                             | \$0.00                      | \$29.64                            |                       | \$70.36                   | 0.00%         | 29.64%        | 70.36%        |
| 6009- 06003102  | \$0.00                     | \$0.00                             | \$0.00                      | \$0.00                             | \$1,000.00            | \$1,000.00                |               |               |               |
| COMP SOFTWARE, SUPPORT/MAINT/REC                              | \$0.00                     | \$0.00                             | \$0.00                      | \$0.00                             |                       | \$1,000.00                | 0.00%         | 0.00%         | 100.00%       |
| <b>600 6003000 6003999 Group Totals</b>                       | <b>\$0.00</b>              | <b>\$0.00</b>                      | <b>\$2,962.35</b>           | <b>\$13,004.75</b>                 | <b>\$62,044.00</b>    | <b>\$49,039.25</b>        |               |               |               |
| <b>OTHER SERVICES &amp; CHARGES</b>                           | <b>\$0.00</b>              | <b>\$0.00</b>                      | <b>\$2,962.35</b>           | <b>\$13,004.75</b>                 |                       | <b>\$49,039.25</b>        | <b>4.78%</b>  | <b>20.96%</b> | <b>79.04%</b> |
| <b>6009 0600 Department Totals</b>                            | <b>\$0.00</b>              | <b>\$0.00</b>                      | <b>\$3,171.59</b>           | <b>\$13,473.05</b>                 | <b>\$63,544.00</b>    | <b>\$50,070.95</b>        |               |               |               |
| <b>COUNTY LAW LIBRARY</b>                                     | <b>\$0.00</b>              | <b>\$0.00</b>                      | <b>\$3,171.59</b>           | <b>\$13,473.05</b>                 |                       | <b>\$50,070.95</b>        | <b>4.99%</b>  | <b>21.20%</b> | <b>78.80%</b> |
| <b>6009 Fund Totals</b>                                       | <b>\$0.00</b>              | <b>\$0.00</b>                      | <b>\$3,171.59</b>           | <b>\$13,473.05</b>                 | <b>\$63,544.00</b>    | <b>\$50,070.95</b>        | <b>4.99%</b>  | <b>21.20%</b> | <b>78.80%</b> |
| <b>LAW LIBRARY FUND</b>                                       | <b>\$0.00</b>              | <b>\$0.00</b>                      | <b>\$3,171.59</b>           | <b>\$13,473.05</b>                 |                       | <b>\$50,070.95</b>        | <b>4.99%</b>  | <b>21.20%</b> | <b>78.80%</b> |
| <b>Fund 6400 JONESBORO PUBLIC LIBRARY FUND</b>                |                            |                                    |                             |                                    |                       |                           |               |               |               |
| <b>Group 06009990 - 06009999 TRANSFERS</b>                    |                            |                                    |                             |                                    |                       |                           |               |               |               |
| 6400- 06009999  | \$0.00                     | \$0.00                             | \$46,595.97                 | \$185,658.00                       | \$1,949,775.00        | \$1,764,117.00            |               |               |               |
| TRANSFER TO OTHER FUNDS                                       | \$0.00                     | \$0.00                             | \$46,595.97                 | \$185,658.00                       |                       | \$1,764,117.00            | 2.39%         | 9.52%         | 90.48%        |
| <b>600 6009990 6009999 Group Totals</b>                       | <b>\$0.00</b>              | <b>\$0.00</b>                      | <b>\$46,595.97</b>          | <b>\$185,658.00</b>                | <b>\$1,949,775.00</b> | <b>\$1,764,117.00</b>     |               |               |               |
| <b>TRANSFERS</b>  | <b>\$0.00</b>              | <b>\$0.00</b>                      | <b>\$46,595.97</b>          | <b>\$185,658.00</b>                |                       | <b>\$1,764,117.00</b>     | <b>2.39%</b>  | <b>9.52%</b>  | <b>90.48%</b> |
| <b>6400 0600 Department Totals</b>                            | <b>\$0.00</b>              | <b>\$0.00</b>                      | <b>\$46,595.97</b>          | <b>\$185,658.00</b>                | <b>\$1,949,775.00</b> | <b>\$1,764,117.00</b>     |               |               |               |
| <b>CRAIGHEAD/JONESBORO PUB LIB (</b>                          | <b>\$0.00</b>              | <b>\$0.00</b>                      | <b>\$46,595.97</b>          | <b>\$185,658.00</b>                |                       | <b>\$1,764,117.00</b>     | <b>2.39%</b>  | <b>9.52%</b>  | <b>90.48%</b> |
| <b>6400 Fund Totals</b>                                       | <b>\$0.00</b>              | <b>\$0.00</b>                      | <b>\$46,595.97</b>          | <b>\$185,658.00</b>                | <b>\$1,949,775.00</b> | <b>\$1,764,117.00</b>     | <b>2.39%</b>  | <b>9.52%</b>  | <b>90.48%</b> |
| <b>JONESBORO PUBLIC LIBRARY FUND</b>                          | <b>\$0.00</b>              | <b>\$0.00</b>                      | <b>\$46,595.97</b>          | <b>\$185,658.00</b>                |                       | <b>\$1,764,117.00</b>     | <b>2.39%</b>  | <b>9.52%</b>  | <b>90.48%</b> |

Month 3  
 Date Range 3/1/2026 - 3/31/2026  
 Fund Range 1000 - 6400  
 Dept Range 0001 - 9999 Item Range 0001 - 9999

### CRAIGHEAD COUNTY BUDGET DETAIL REPORT

4/3/2026 12:16:07 PM

Page 96

Pg Brk Dept N Only W/Budget Amt N Show Act Balance N  
 No % N Only W/Balances N No Adj Expenditures N  
 No Shade N Only W/Transactions N No Adj Budget Y

|                     |                    |                    |                       |                       |                        |                        |              |               |               |
|---------------------|--------------------|--------------------|-----------------------|-----------------------|------------------------|------------------------|--------------|---------------|---------------|
| <b>Grand Totals</b> | <b>\$0.00</b>      | <b>\$0.00</b>      | <b>\$3,605,562.58</b> | <b>\$9,807,309.23</b> | <b>\$59,784,096.02</b> | <b>\$49,976,786.79</b> |              |               |               |
|                     | <b>\$54,935.12</b> | <b>\$54,935.12</b> | <b>\$3,605,562.58</b> | <b>\$9,807,309.23</b> |                        | <b>\$50,031,721.91</b> | <b>6.03%</b> | <b>16.39%</b> | <b>83.61%</b> |